



25 YEARS OF PASSION



**FAP**  
CERAMICHE  
Naturalmente casa.



# INDEX



24	FAP MAXXI 120x278
34	FAP EXXTRA 80x160
46	BLOOM
52	COLOR>LINE
56	COLOR>MOOD
62	COLOR>NOW
66	DECO&MORE
72	FAP MURALS
78	FAPNEST
84	GEMME
88	GLIM
96	LUMINA
100	LUMINA SAND ART
104	LUMINA STONE
110	MAKU
118	MAT&MORE
122	MILANO MOOD
132	MILANO&FLOOR
138	NATIVA
142	NOBU
152	NUANCES
158	OXIDE
164	ROMA
176	ROMA DIAMOND
186	ROMA GOLD
194	ROMA STONE
206	ROOTS
212	SHEER
224	STILL
228	SUMMER
236	YLICO

---

246	FAP+ SGUARDI
246	FAP+ CONTATTO
250	INFORMAZIONI UTILI USEFUL INFORMATION

# SIAMO MEMORIA

We are  
memory

La storia di Fap ceramiche inizia nella metà degli anni sessanta, quando la Fabbrica Artistica Piastrelle inizia a produrre a Sassuolo preziose piastrelle per il rivestimento di pavimenti e pareti. Nel 1997, dopo trent'anni di successi sui mercati di tutto il mondo, l'azienda entra a far parte del Gruppo Concorde, uno dei principali attori mondiali del settore ceramico. Il marchio Fap ceramiche viene rilanciato, attraverso l'individuazione di un posizionamento chiaro e distintivo rispetto ai bisogni del mercato che ha consentito di individuare come core business il rivestimento per il bagno e i pavimenti residenziali. La storia di Fap la trovate scritta e continuamente aggiornata sulle pareti e sui pavimenti di tante case di tutto il mondo. È un racconto fatto di ceramica che parla di sogni realizzati, di bellezza e di tecnologia. Il nostro design è un continuo tentativo di comprendere gli stili abitativi per soddisfare le differenze di personalità che li vivono.

The story of Fap ceramiche began in the mid-Sixties, when Fabbrica Artistica Piastrelle in Sassuolo started producing beautiful, quality floor and wall tiles.

In 1997, after thirty years of success on markets all over the world, the company joined Gruppo Concorde, one of the major players in the international ceramics sector. The Fap brand later underwent a relaunch, establishing a clear, distinctive positioning vis-à-vis the demands of the market that led to the identification of bathroom wall tiles and residential flooring as the company's core business.

New chapters in the Fap story are being written all the time on the walls and floors of numerous homes all over the world: a beautiful, hi-tech ceramic tale of dreams come true. In our designs, we are continually trying to touch base with living styles in order to keep all kinds of different characters happy.



# IL RACCONTO DI UNA STORIA DI CONTEMPORANEITÀ

## NOUS SOMMES MÉMOIRE Le récit d'une histoire de contemporanéité.

L'histoire de Fap ceramiche débute au milieu des années soixante, lorsque la Fabbrica Artistica Piastrelle se lance, à Sassuolo, dans la production de carreaux de valeur destinés au revêtement de sols et de murs. En 1997, suite à trente ans de succès rencontré sur les marchés du monde entier, l'entreprise intègre le Gruppo Concorde, l'un des principaux acteurs mondiaux du secteur céramique. La marque Fap ceramiche est relancée à travers la détermination d'un positionnement clair et distinct par rapport aux besoins du marché, qui a permis de considérer le revêtement pour la salle de bains et les sols résidentiels comme l'activité principale. Vous pouvez retrouver l'histoire de Fap ceramiche écrite et constamment mise à jour sur les murs et les sols de nombreuses maisons du monde entier, comme un récit fait de céramique qui parle de rêves réalisés, de beauté et de technologie. Notre design est une tentative continue de comprendre les styles d'habitation afin de satisfaire les différentes personnalités qui les habitent.

## WIR SIND GEDÄCHTNIS Das erzählen einer geschichte aus der heutigen zeit.

Die Unternehmensgeschichte von Fap ceramiche begann Mitte der sechziger Jahre, als die Fabbrica Artistica Piastrelle in Sassuolo die Produktion von kostbaren Fliesen für Wandverkleidungen und Bodenbeläge aufnahm. 1997, nach dreißig Jahren weltweitem Markterfolg, tritt das Unternehmen dem Konzern Concorde bei, der eine sehr wichtige Spitzenstelle in der Keramikbranche einnimmt. Die Marke Fap ceramiche wird nach einer klaren und kritischen Stellungnahme gegenüber den Marktanforderungen neu eingeführt, die die Verkleidung von Bädern und Fußböden in Wohnungen als Core Business erkennen lässt. Die Geschichte von Fap ceramiche steht auf den Wänden und Fußböden der Wohnungen aller Welt geschrieben. Die Keramik selbst ist eine Erzählung wahr gewordener Träume, eine Darstellung der Schönheit und Technologie. In unserem Design steckt die fortlaufende Bemühung, den Wohnungsstil so zu gestalten, dass er den verschiedensten Ansprüchen gerecht wird.

## МЫ ХРАНИМ ПАМЯТЬ Рассказ о современной истории

История Fap берет свое начало во второй половине шестидесятых годов, когда на Фабрике Художественной плитки в Сассуоло началось производство настенных и напольных покрытий. В 1997 году после тридцати лет успеха на международных рынках предприятие вошло в состав Группы Конкорд, одного из мировых лидеров в области производства керамической плитки. Бренд Fap ceramiche был разработан в соответствии с четкими критериями, отражающими потребности рынка. Продукция нового бренда специализировалась на настенной плитке для ванной комнаты и напольной плитке для жилых помещений. История Fap непрерывна и постоянно дополняется новыми настенными и напольными покрытиями, украшающими дома во всем мире. Это рассказ в керамике о том, как сбываются мечты, о красоте и технологических новинках. Наш дизайн – это бесконечный поиск новых стилевых решений, способных удовлетворить любые вкусы.



The novel of  
a history of  
contemporaneity



# SIAMO ITALIANI We are italians

Immaginare per offrire prodotti e soluzioni in grado di esprimere, in tutti gli ambienti della casa, la personalità di chi vi abita: ecco la mission di FAP. Visione che nasce nel distretto ceramico per eccellenza, dove si tramandano millenarie tradizioni e continue evoluzioni. Le piastrelle Fap ceramiche sono prodotte esclusivamente in Italia con materie prime selezionate e tecnologie rispettose dell'ambiente, in condizioni di lavoro sicure e certificate.

L'azienda è un'istituzione fondamentale della società, per questo aderiamo al Codice Etico di Confindustria Ceramica, che impegna a comunicare con chiarezza l'origine dei prodotti, operare con trasparenza e correttezza verso clienti, fornitori, collaboratori. Made in Italy e Made in FAP: sinonimi di un profilo d'eccellenza, espressione di stile, innovazione, design, ambiente, qualità ed etica.

Using imagination to offer products and solutions able to express the personality of the occupants throughout the home: this is FAP's mission, inspired by the ceramic district par excellence, where age-old traditions team with on-going evolution. Fap ceramiche tiles are produced exclusively in Italy, using carefully selected raw materials and environmentally friendly technologies, in safe, certified working conditions.

The company is an institution of fundamental importance for society, which is why we adhere to the Code of Ethics of Confindustria Ceramica, which undertakes to clearly indicate the origin of the products, operating in a correct, transparent manner vis-à-vis customers, suppliers and workers. Made in Italy and Made in FAP: synonymous with excellence, style, innovation, design, environment, quality and ethics.



# PORTIAMO IL BELLO NEL MONDO

We take  
beauty  
to the world

## NOUS SOMMES ITALIENS Nous amenons la beauté dans le monde.

Imaginer pour offrir des produits et des solutions en mesure d'exprimer, dans tous les espaces de la maison, la personnalité de ceux qui y habitent : voici la mission de FAP. Une vision qui naît dans le district céramique par excellence, où se transmettent des traditions millénaires et des évolutions continues. Les carreaux Fap ceramiche sont produits exclusivement en Italie à partir de matières premières sélectionnées et de technologies respectueuses de l'environnement, dans des conditions de travail sûres et certifiées. L'entreprise est une institution fondamentale de la société et c'est la raison pour laquelle nous adhérons au Code Éthique de Confindustria Ceramica, qui engage à communiquer avec clarté l'origine des produits et à œuvrer avec transparence et loyauté envers les clients, les fournisseurs et les collaborateurs. Made in Italy et Made in FAP : synonymes de profil d'excellence, expression de style, innovation, design, environnement, qualité et éthique. Tous les produits Fap ceramiche portent la marque "ceramics of Italy". La marque "ceramics of Italy" ne peut être utilisée que pour distinguer les produits réalisés en Italie par les entreprises associées à Confindustria Ceramica qui ont souscrit le Code Éthique.

## WIR SIND ITALIENER Wir bringen das schöne hinaus in die welt.

Der Fantasie freien Lauf lassen, um Produkte und Lösungen anzubieten, die in der Lage sind, die Persönlichkeit der Bewohner in allen Räumen des Hauses zum Ausdruck zu bringen: Das ist die Mission von FAP. Eine Vision, die im Keramikgebiet par excellence entstand, in dem jahrtausendealte Traditionen und ständige Weiterentwicklungen überliefert werden. Die Fliesen von Fap ceramiche werden ausschließlich in Italien mit ausgesuchten Rohstoffen und umweltfreundlichen Technologien unter sicheren, zertifizierten Arbeitsbedingungen erzeugt. Die Firma ist eine grundlegende Einrichtung der Gesellschaft. Deshalb halten wir den Verhaltenscodex von Confindustria Ceramica ein, der dazu verpflichtet, den Ursprung der Produkte klar mitzuteilen und den Kunden, Zulieferern und Mitarbeitern gegenüber transparent und fair zu sein. Made in Italy und Made in FAP: Gemeint ist damit ein hochwertiges Profil, ein Ausdruck von Stil, Innovation, Design, Umwelt, Qualität und Ethik. Die Marke "ceramics of Italy" darf ausschließlich für Produkte verwendet werden, die in Italien von Mitgliedsunternehmen der Confindustria Ceramica, die den ethischen Kodex unterschrieben haben, hergestellt sind.

## МЫ - ИТАЛЬЯНЦЫ Мы привносим красоту в мир.

Миссия FAP заключается в разработке изделий и решений, способных выразить индивидуальность их хозяев в любом помещении. Это призвание тесно связано с уникальным промышленным районом по производству керамической плитки, где передаются тысячелетние традиции, и обеспечивается непрерывное развитие отрасли. Плитка Fap ceramiche производится исключительно в Италии из высококачественного сырья с использованием экологически чистых технологий в безопасных и сертифицированных рабочих условиях. Компания составляет неотъемлемую часть общества, поэтому мы придерживаемся Кодекса этики Ассоциации итальянских промышленников керамической плитки, которая обязует четко сообщать о происхождении продукции, придерживаться прозрачного и корректного поведения по отношению к клиентам, поставщикам и сотрудникам. Сделано в Италии и Сделано в FAP — это синонимы безупречности, стиля, инноваций, дизайна, экологичности, качества и этики. Символ "ceramics of Italy" может быть использован исключительно для отметки на изделиях, произведенных в Италии предприятиями, входящими в состав Конфиндустрии Керамической промышленности и присоединившимися к «Этическому Коду».



# SIAMO CREATORI

## We are creators

I Designer di Fap si prendono il tempo per giocare, manipolare la materia, servendosi di pratiche artigianali e materiali inediti, per trovare l'effetto e l'emozione da riprodurre su ceramica. Ogni progetto nasce da ispirazione, ricerca e sperimentazione di nuove tecniche e materiali. Da qui l'artigianalità contemporanea di Fap, il nuovo modo di decorare le pareti, esplorando le potenzialità inesprese della ceramica. Oltre 30 collezioni di wall tiles in pasta bianca e piastrelle in gres porcellanato che spaziano dai formati tradizionali alle superfici di grandi dimensioni fino al MAXXI formato 120x278 cm, ideali per realizzare pareti continue, senza fughe e senza limiti alla bellezza.

Fap Designers take the time to handle and play around with the material, using original craftsmanship practices and new materials to identify the effect and the emotion they wish to convey to the ceramic tiles. Each project derives from an inspiration, from research and experimentation carried out on new techniques and materials. This shapes the contemporary craftsmanship of Fap, a new approach to decorating walls, exploring the untapped potential of ceramics. Over 30 collection of white-body wall tiles and porcelain stoneware tiles, ranging from traditional sizes to large surfaces and the 120x278 MAXXI size, ideal for creating continuous walls, with no joints and no limits to beauty.



## NOUS SOMMES CRÉATEURS

Matière, personnes, passion. Your sweet home.

Les designers de Fap prennent le temps de jouer et de manipuler la matière en ayant recours à des pratiques artisanales et à des matériaux inédits afin de trouver l'effet et l'émotion à reproduire sur la céramique. Chaque projet naît de l'inspiration, de la recherche et de l'expérimentation de nouvelles techniques et matériaux. Et de là voit le jour l'artisanat contemporain de Fap, la nouvelle manière de décorer les murs en explorant les potentialités inexprimées de la céramique. Plus de 30 collections de carreaux muraux en pâte blanche et de carreaux en grès cérame qui vont des formats traditionnels et des surfaces de grandes dimensions jusqu'au MAXXI format 120x278 cm, parfaits pour réaliser des murs continus, sans joints et sans limites de beauté.

## WIR SIND SCHÖPFER


Material, personen, leidenschaft. Your sweet home.

Die Designer von Fap nehmen sich zum Spielen und Manipulieren der Materialien Zeit und greifen dabei auf handwerkliche Verfahren und brandneue Materialien zurück, um die Wirkung und Emotion zu finden, die auf der Keramik wiedergegeben werden soll. Jedes Projekt beginnt bei einer Inspiration, Forschung und dem Experimentieren mit neuen Techniken und Materialien. Das Ergebnis ist die zeitgenössische Handwerklichkeit von Fap, die neue Art, die Wände zu dekorieren und dabei das noch nicht zur Entfaltung gekommene Potential der Keramik zu erforschen. Mehr als 30 Kollektionen aus weißscherbigen Wall Tiles und Feinsteinzeugfliesen, die von den traditionellen Formaten über große Oberflächen bis hin zum MAXXI-Format 120x278 cm gehen, das ideal ist, um durchgehende, fugenlose Wände zu schaffen, ohne der Schönheit Grenzen zu setzen.

## МЫ ТВОРИМ

Материал, люди, страсть.

Дизайнеры Fap находят время играть и экспериментировать с материалом, используя ремесленные приемы и оригинальные материалы в поисках новых эффектов и эмоций, воспроизводимых на керамике. Каждый проект - это результат вдохновения, исследований и экспериментов с новыми технологиями и материалами. Из этого сочетания рождается ремесленная современность Fap - новый способ украшения стен, раскрывающий еще неизведанный потенциал керамики. Более 30 коллекций настенной плитки из белой массы и плитки из керамогранита, начиная от традиционных форматов и заканчивая крупными плитками размера MAXXI 120x278 см, идеально подходят для создания сплошных бесшовных стен восхитительной красоты.



MATERIA, PERSONE, PASSIONE  
YOUR SWEET HOME

Matter, people, passion  
your sweet home





# SIAMO COLORE E DECORO

We are color  
and decor

I colori e i decori di Fap sono studiati con particolare attenzione alle tendenze dell'arredamento di interni e si abbinano con ogni elemento di arredo. Le superfici di Fap ceramiche proiettano ogni ambiente in un mondo nuovo, fatto di colore, trasparenze e perfezione dei dettagli. Un catalogo ricco di colore, materia e luce, capace di concretizzare i bisogni di chi cerca ispirazione per arredare, con proposte uniche, decori, 3D wall, mosaici e pezzi speciali per finiture perfette, tra tradizione ceramica e design contemporaneo.

The colours and decorations of Fap are studied by paying close attention to interior furnishing trends, and can be combined with all kinds of furnishing elements. Fap ceramic surfaces project every setting into a new dimension, shaped by colour, transparencies and painstaking attention to detail. A catalogue rich in colour, matter and light, offering an effective response to the needs of those seeking inspiration for their furnishings, with unique solutions, 3D walls, mosaics and special trims, for perfect finishes that team ceramic tradition with contemporary design.





# I TONI DELL'ANIMA, NUANCE E DECORI CHE ARREDANO

The tones of the  
soul. Nuances and  
decorative furnishing  
elements

## **NOUS SOMMES COULEUR ET DÉCORATION**

**Les tons de l'âme, des nuances et des décorations qui meublent.**

Les couleurs et les décorations de Fap sont réalisées en prêtant une attention particulière aux tendances du design d'intérieurs et s'assortissent avec tous les éléments du mobilier. Les surfaces de Fap ceramiche projettent chaque espace dans un monde nouveau fait de couleurs, de transparences et de perfection des détails. Un catalogue riche en couleur, en matière et en lumière, capable de concrétiser les besoins de ceux qui recherchent une inspiration pour meubler, avec des propositions uniques, des décorations des 3D wall, des mosaïques et des pièces spéciales pour des finitions parfaites, entre tradition céramique et design contemporain.

## **WIR SIND FARBE UND DEKOR**

**Die farbtöne der seele, nuancen und dekore, die einrichten.**

Die Farben und Dekore von Fap wurden mit besonderem Augenmerk auf die Inneneinrichtungstrends entwickelt und passen zu jedem Einrichtungselement. Die Oberflächen von Fap ceramiche lassen jede Umgebung in eine neue Welt aus Farbe, Transparenzen und vollendeten Details eintauchen. Ein Katalog mit einer Fülle an Farben, Material und Licht, der mit seinen einzigartigen Vorschlägen, Dekorelementen, 3D Wall-Fliesen, Mosaiken und Formteilen für perfekte Ausfertigungen zwischen Keramiktradition und zeitgenössischem Design in der Lage ist, eine konkrete Antwort auf die Bedürfnisse all derjenigen zu bieten, die auf der Suche nach Inspiration für die Einrichtung sind.

## **МЫ ЦВЕТ И ДЕКОР**

**Оттенки души, нюансы и декоры для интерьера.**

Цветовая палитра и декоры Fap разработаны с учетом последних тенденций дизайна интерьера и сочетаются с любым предметом мебели. Поверхности плитки Fap ceramiche переносят пространства в новый мир, созданный из красок, прозрачности и совершенства деталей. Полный красок, материалов и света каталог способен удовлетворить потребности тех, кто ищет вдохновения для оформления своего дома при помощи уникальных предложений, декоров, трехмерной настенной плитки, мозаики и специальных предметов для идеальной отделки современного дизайна в лучших керамических традициях.

# PROGETTIAMO L'ABITARE PENSANDO ALL'AMBIENTE CHE CI CIRCONDA

We design living  
consider the  
environment

L'ambiente è un bene prezioso e soprattutto comune. Noi di Fap ceramiche ne siamo consapevoli ed è per questa semplice ragione che tutti i nostri sforzi sono tesi al rispetto dell'habitat in cui viviamo. Per questo motivo abbiamo costantemente legato la nostra produzione e la ricerca tecnologica ad una rigorosa politica di rispetto ambientale che influenza tutto il nostro modo di pensare, di operare, di essere "ecologici".

The environment is of incalculable value to all of us. Here at Fap ceramiche, we are well aware of this, which explains why we do everything in our power to respect the habitat we live in. For this reason, our manufacturing processes and technological research have always gone hand in hand with a rigorous environmental policy that conditions our whole way of thinking, working and behaving towards the world around us.

## **Nous réalisons des habitations en pensant à l'environnement qui nous entoure.**

L'environnement est un bien précieux et surtout commun. Chez Fap ceramiche, nous en sommes bien conscients et c'est la raison pour laquelle tous nos efforts s'orientent vers le respect de l'habitat dans lequel nous vivons. Par conséquent, nous avons constamment associé notre production et la recherche technologique à une politique rigoureuse de respect environnemental qui influence l'ensemble de notre façon de penser, d'opérer et d'être "écologiques".

## **Wir planen das wohnen im gedanken an unsere umwelt.**

Wir von Fap sind uns dessen vollkommen bewusst und aus diesem einfachen Grund bestrebt, unseren Lebensraum zu respektieren. In diesem Sinne haben wir bei unserer Produktion und Forschungsarbeit stets eine umweltfreundliche Politik verfolgt, die unsere Art zu denken, zu handeln und „ökologisch“ zu sein, prägt.

## **Мы проектируем жилые помещения, заботясь об окружающей среде.**

Сотрудники компании Fap ceramiche это глубоко осознают и направляют все свои усилия на сохранение среды, в которой мы живем. Мы неизменно подчиняем процесс производства и технологические исследования строгой политике в области экологии. Этот подход определяет наш образ мыслей, действия и «зеленого» производства.



# We are GREEN

## OUR CERTIFICATIONS

for more informations  
[www.fapceramiche.com](http://www.fapceramiche.com)

### Certificazione di processo \_ Process certifications



Fap ceramiche dispone della certificazione ISO 9001 a testimonianza del continuo miglioramento della qualità a diversi livelli: processo produttivo, ambiente di lavoro, processi aziendali.  
 Fap ceramiche has been awarded the ISO 9001 certification demonstrating its ongoing commitment to improving quality at many levels, including the production process, work environment and business procedures.



Fap Ceramiche dispone della certificazione ISO 14001 per il sistema di gestione del processo industriale con il minimo impatto ambientale.  
 Fap Ceramiche has been awarded the ISO 14001 certification for the industrial process management system with minimal environmental impact.



Fap ceramiche certifica il proprio impegno al miglioramento continuo e al coinvolgimento diretto di tutto il personale nel sistema di gestione di Salute e Sicurezza sul lavoro, secondo lo standard della norma internazionale ISO 45001: 2018.  
 In accordance with the international ISO 45001:2018 standard, Fap ceramiche certifies its commitment to continuous improvement and the active involvement of every employee in its Occupational Health and Safety Management System.

### Certificazioni di prodotto \_ Product certifications

**ISO 17889-1**  
**Certified by DNV**

ISO 17889-1 - La prima e più evoluta normativa per la definizione dei parametri di sostenibilità ambientale, economica e sociale per le superfici ceramiche. Fap ceramiche è stata tra le prime aziende ceramiche ad ottenere questa certificazione.  
 ISO 17889-1 is the first and most advanced standard for defining the economic, social and environmental sustainability criteria for ceramic tiles. Fap ceramiche is one of the first company to obtain this certification.

**EPD**

Fap ceramiche dispone della ENVIRONMENTAL PRODUCT DECLARATION (EPD). Certificata da un organismo terzo indipendente L'EPD rappresenta una sorta di carta di identità dei prodotti, ne descrive l'impatto sull'ambiente dalla fase di estrazione delle materie prime alla commercializzazione e durante l'intero ciclo di vita fino allo smaltimento.  
 Fap ceramiche has the ENVIRONMENTAL PRODUCT DECLARATION (EPD) certified by an independent third party. The EPD is a kind of identity card for products that outlines the environmental impact from the extraction of raw materials to marketing and throughout the entire life cycle until disposal.

**PEF**

Fap ceramiche è tra le prime aziende del settore ceramico ad aver realizzato la PRODUCT ENVIRONMENTAL FOOTPRINT (PEF), strumento di dichiarazione ambientale promosso dalla UE. La PEF di Fap ceramiche è certificata da un ente terzo indipendente.  
 Fap ceramiche is one of the first companies in the ceramic industry to have adopted the PRODUCT ENVIRONMENTAL FOOTPRINT (PEF), an environmental declaration tool endorsed by the EU. Fap Ceramiche's PEF has been verified by an independent third party.

**FDES**

Una FDES è una Scheda di Dichiarazione Ambientale e Sanitaria. Queste schede sono realizzate al fine d'informare l'utilizzatore dell'impatto ambientale e sanitario del prodotto analizzato. La FDES riguarda soltanto i prodotti per l'edilizia ed è elaborata a partire dall'analisi dell'intero ciclo di vita del prodotto.  
 An FDES is an Environmental and Health Declaration Sheet that provides information about a product's impact on the environment and human health. The FDES is developed by analysing the entire lifecycle of the product and only applies to construction products.

**CAM**

CAM (CRITERI AMBIENTALI MINIMI) Le più recenti normative indicano un obbligo per le Pubbliche Amministrazioni di inserire i CAM per i prodotti a ridotto impatto ambientale. Nel rispetto dei requisiti CAM, Fap Ceramiche dispone di una certificazione di parte terza in relazione al superamento dei requisiti richiesti dalla norma ISO 14021.  
 CAM (MINIMUM ENVIRONMENTAL CRITERIA) In accordance with the latest regulations, public entities are required to include CAM for products with minimal environmental impact. To comply with CAM, Fap Ceramiche has obtained third-party certification that confirms it exceeds the standards set by the ISO 14021 standard.

**DECLARE**

Fap ceramiche aderisce al programma volontario di autodichiarazione DECLARE che comunica in maniera trasparente al progettista, alle imprese e al consumatore finale da dove viene il prodotto, come è composto e come può essere smaltito a fine ciclo di vita.  
 Fap ceramiche participates in the voluntary DECLARE programme, which transparently informs designers, companies and final consumers about the origins of a product, its production process and proper disposal methods at the end of its lifecycle.



L'organismo indipendente DNV ha certificato che tutte le piastrelle in pasta bianca (wall tiles) di Fap ceramiche contengono più del 20% di materiale riciclato pre-consumer.  
 The independent organisation, DNV, has certified that all white-body wall tiles produced by Fap ceramiche contain more than 20% pre-consumer recycled material.

**WELL**

La certificazione WELL è il primo sistema a definire i parametri con cui gli edifici possono migliorare la nostra vita, focalizzandosi sul comfort delle persone. Punta a migliorare le interazioni tra essere umano e ambiente costruito, allo scopo di ottenere edifici più salubri e confortevoli. Fap ceramiche è certificata da un ente terzo indipendente.  
 The WELL certification is the first system to define the criteria by which buildings can improve our lives, focusing on people's comfort. It aims to promote positive human interaction with the built environment in order to create comfortable and healthy living conditions. Fap ceramiche has been verified by an independent third party.

**LEED**

Il LEED® è un programma di certificazione volontario che può essere applicato a qualsiasi tipo di edificio e riguarda tutto il ciclo di vita dell'edificio stesso, dalla progettazione alla costruzione. Gli articoli Fap ceramiche sono LEED compliant e, a seconda del colore utilizzato ed al loro impiego, contribuiscono ad ottenere crediti LEED. Fap ceramiche è certificata da un ente terzo indipendente.  
 LEED® is a voluntary certification programme that spans the entirety of a building's life cycle, from design to construction. The Fap ceramiche products meet the LEED standards and, depending on their use and colour, can contribute to earning LEED credits. Fap ceramiche has been verified by an independent third party.



### Altre certificazioni nazionali e internazionali \_ Other national and international certifications



# SIAMO CERAMICA

UNA SCELTA CONSAPEVOLE

# WE ARE CERAMICS

A MINDFUL CHOICE

NON BRUCIA  
DOES NOT BURN

IL MASSIMO  
DELL'IGIENE  
MAXIMUM  
HYGIENE

SICURA PER LA SALUTE  
SAFE FOR HEALTH

RESISTE A TUTTO  
RESISTANT TO EVERYTHING

VERSATILE  
VERSATILE

ECOLOGICA  
ECO-FRIENDLY

comunicazione realizzata in partnership con:  
communication carried out in partnership with:

**ceramica** info

[www.ceramica.info](http://www.ceramica.info)



GRES PORCELLANATO

# FAP MAXXI 120X278

**LIVE UP TO THE TOP**

Superfici Brillanti, Silk e Matt in grande formato, all'altezza di ogni progetto ambizioso.


Shiny, Silky and Matt large-size surfaces worthy of any ambitious design project.




fQV6 Oxide Blue Rust Matt 120x278 RT V3 ①



fQAE Oxide Rust Matt 120x278 RT V3 ①



fQWL Ylico Flower Falls 120x278 RT ①



fRYI Color>Mood Flowery Field 120x278 RT ①



fRYJ Color>Mood Green Trees 120x278 RT ①




fQWM Ylico Stripes 120x278 RT ①



fQAD Oxide Iron Matt 120x278 RT V2 ①



fQAC Oxide Corten Matt 120x278 RT V2 ①



fQWN Ylico Tropical Green 120x278 RT ①



fRYK Color>Mood Tropical Blue 120x278 RT ①




fQWO Ylico Wood Fog 120x278 RT ①


All'interno delle casse, le varie grafiche del prodotto sono distribuite in modo casuale, senza possibilità di scelta tra i pattern disponibili. Eventuali piccoli disallineamenti nella continuità grafica fra una piastrella e l'altra, sono una caratteristica intrinseca di questa tipologia di prodotto.

The various graphics of the product are distributed randomly in the boxes, without the possibility of choosing between the available patterns. Any small misalignments in the continuity between different slabs are normal for this type of product.


	Unità di vendita Sales unit	MQ./Box	PZ./Box	Kg/Box	Box/PL
①	1 Box	3,336	1	47,94	18



FRX2 Gemme Cielo Brillante  
120x278 RT V2  
①




FRX4 Gemme Rosa Brillante  
120x278 RT V2  
①



FRX3 Gemme Menta Brillante  
120x278 RT V2  
①




fOV4 Roma Pietra Silk 120x278 RT V2  
①



fOV2 Roma Carrara Silk 120x278 RT V2  
①



fOWR Roma Calacatta Silk 120x278 RT V3  
①



FRX1 Gemme Beige Brillante  
120x278 RT V2  
①



FRX0 Gemme Bianco Brillante  
120x278 RT V2  
①

All'interno delle casse, le varie grafiche del prodotto sono distribuite in modo casuale, senza possibilità di scelta tra i pattern disponibili. Eventuali piccoli disallineamenti nella continuità grafica fra una piastrella e l'altra, sono una caratteristica intrinseca di questa tipologia di prodotto.

The various graphics of the product are distributed randomly in the boxes, without the possibility of choosing between the available patterns. Any small misalignments in the continuity between different slabs are normal for this type of product.

	Unità di vendita Sales unit	MQ./Box	PZ./Box	Kg/Box	Box/PL
①	1 Box	3,336	1	47,94	18



Wall: Gemme Rosa Brillante 120x278 RT - Floor: Gemme Rosa Brillante 120x120 RT





fQWI Ylico Light Matt 120x278 RT V2  
①



fQWH Ylico Grey Matt 120x278 RT V2  
①




fQWJ Ylico Sand Matt 120x278 RT V2  
①




fQWK Ylico Taupe Matt 120x278 RT V2  
①



fOTV Color Now Bianco Silk 120x278 RT V1  
①



foET Color Now Grigio Silk 120x278 RT V1  
①




fOTU Color Now Beige Silk 120x278 RT V1  
①

All'interno delle casse, le varie grafiche del prodotto sono distribuite in modo casuale, senza possibilità di scelta tra i pattern disponibili. Eventuali piccoli disallineamenti nella continuità grafica fra una piastrella e l'altra, sono una caratteristica intrinseca di questa tipologia di prodotto.

The various graphics of the product are distributed randomly in the boxes, without the possibility of choosing between the available patterns. Any small misalignments in the continuity between different slabs are normal for this type of product.

	Unità di vendita Sales unit	MQ./Box	PZ./Box	Kg/Box	Box/PL
①	1 Box	3,336	1	47,94	18




foEO Roma Diamond Calacatta Brillante 120x278 RT V3  
①




fpZN Roma Gold Calacatta Delicato Brillante 120x278 RT V3  
①



fpZO Roma Gold Calacatta Oro Brillante 120x278 RT V3  
①



foEP Roma Diamond Carrara Brillante 120x278 RT V2  
①



foER Roma Diamond Statuario Brillante 120x278 RT V3  
①




fpZP Roma Gold Carrara Superiore Brillante 120x278 RT V3  
①



foEN Roma Diamond Beige Duna Brillante 120x278 RT V2  
①




fpZR Roma Gold Onice Miele Brillante 120x278 RT V2  
①



fpZS Roma Gold Onice Neve Brillante 120x278 RT V2  
①



foEQ Roma Diamond Grigio Superiore Brillante 120x278 RT V2  
①



fpZQ Roma Gold Nero Elegante Brillante 120x278 RT V2  
①

All'interno delle casse, le varie grafiche del prodotto sono distribuite in modo casuale, senza possibilità di scelta tra i pattern disponibili. Eventuali piccoli disallineamenti nella continuità grafica fra una piastrella e l'altra, sono una caratteristica intrinseca di questa tipologia di prodotto.

The various graphics of the product are distributed randomly in the boxes, without the possibility of choosing between the available patterns. Any small misalignments in the continuity between different slabs are normal for this type of product.

	Unità di vendita Sales unit	MQ./Box	PZ./Box	Kg/Box	Box/PL
①	1 Box	3,336	1	47,94	18



WALL TILES

# FAP EXTRA 80X160

**FAP EXCLUSIVE**

Un formato che esalta la ricchezza cromatica e materica dei wall tiles e ne semplifica la posa.

Un collettore che offre una varietà di stili, pattern, effetti materici, dal marmo alla pietra, dal cemento al corten, e una suggestiva serie di decorazioni, ricche di movimento, decori 3D, matt and glossy.

A format that enhances the chromatic and material richness of wall tiles while also making installation easier. A variety of styles, patterns and textures, ranging from marble to stone, concrete to corten, as well as an evocative selection of decorations full of movement, and 3D matt and glossy decors.

# Bloom

WALL TILES

80x160  
31 1/2" x 63"

SPESSORE 8,5 mm  
THICKNESS 8,5 mm

SPESSORE 3D 10,5 mm  
3D THICKNESS 10,5 mm

RT / rettificato - rectified



FOYG Bloom White 80x160 RT

① V1




FOXM Bloom Star White 80x160 RT

④ V1




FOXJ Bloom Print White 80x160 RT

④ V1



FOXC Bloom Beige 80x160 RT

① V1



FOXK Bloom Star Beige 80x160 RT

④ V1



FOXH Bloom Print Beige 80x160 RT

④ V1



FOXF Bloom Grey 80x160 RT

① V1




FOXL Bloom Star Grey 80x160 RT

④ V1




FOXI Bloom Print Grey 80x160 RT

④ V1



FOXD Bloom Blue 80x160 RT

① V1



FOXE Bloom Brown 80x160 RT

① V1

FOXT Bloom Blue Spigolo 1x80 RT

②

FOX0 A.E. Spigolo 1x1

③

FOXU Bloom Brown Spigolo 1x80 RT

②

FOX1 A.E. Spigolo 1x1

③

## WALL/FLOOR

WALL	BLOOM	WHITE	BEIGE	GREY	BLUE	BROWN
FLOOR	FAPNEST	BROWN NATURAL OAK MAPLE	BROWN NATURAL OAK MAPLE	BROWN OAK	BROWN	
	MILANO & FLOOR	BIANCO TORTORA CORTEN	CORTEN BEIGE	TORTORA	GRIGIO BIANCO	TORTORA CORTEN
	NUX	WHITE GREY	BEIGE	GREY	GREY	BEIGE TAUPE

UTILIZZARE STUCCHI IN TINTA / USE MATCHING GROUTS

	Unità di vendita Sales unit	MQ/Box	PZ/Box	Kg/Box	Box/PL
①	1 Box	1,280	1	22,40	36
②	1 Box	-	5	-	-
③	1 Box	-	4	-	-
④	1 Box	1,280	1	23,60	33

# Color>Mood

WALL TILES

80x160  
31 1/2"x63"

SPESSORE 8,5 mm  
THICKNESS 8,5 mm

RT / rettificato - rectified



fRQ4 Color>Mood Beige 80x160 RT

① V1

fRYL Color>Mood Beige Spigolo 1x80 RT

②

fRYR A.E. Spigolo 1x1

③



fRQ9 Color>Mood Rosa 80x160 RT

① V1

fRYP Color>Mood Rosa Spigolo 1x80 RT

②


fRYW A.E. Spigolo 1x1

③



fRRB Color>Mood Flower Rosa 80x160 RT

①



fRRA Color>Mood Tortora 80x160 RT

① V1

fRYQ Color>Mood Tortora Spigolo 1x80 RT

②

fRYX A.E. Spigolo 1x1

③



fRQ5 Color>Mood Cielo 80x160 RT

① V1

fRYM Color>Mood Cielo Spigolo 1x80 RT

②

fRYS A.E. Spigolo 1x1

③



fRQ8 Color>Mood Menta 80x160 RT


① V1

fRYO Color>Mood Menta Spigolo 1x80 RT

②

fRYU A.E. Spigolo 1x1

③



fRQ7 Color>Mood Grigio 80x160 RT

① V1

fRYN Color>Mood Grigio Spigolo 1x80 RT

②

fRYT A.E. Spigolo 1x1

③



fRRC Color>Mood Stripes 80x160 RT

①



fRRD Color>Mood Tropical 80x160 RT

①

	Unità di vendita Sales unit	MQ./Box	PZ./Box	Kg/Box	Box/PL
①	1 Box	1,280	1	22,60	36
②	1 Box	-	5	-	-
③	1 Box	-	4	-	-

fRQ8 Color>Mood Menta 80x160 RT


① V1

fRYO Color>Mood Menta Spigolo 1x80 RT

②

fRYU A.E. Spigolo 1x1

③



fOXX Bloom White 80x160 RT

① V1

fOXX Bloom White Spigolo 1x80 RT

②

fOX3 A.E. Spigolo 1x1

③

All'interno delle casse, le varie grafiche del prodotto sono distribuite in modo casuale, senza possibilità di scelta tra i pattern disponibili. Eventuali piccoli disallineamenti nella continuità grafica fra una piastrella e l'altra, sono una caratteristica intrinseca di questa tipologia di prodotto.

The various graphics of the product are distributed randomly in the boxes, without the possibility of choosing between the available patterns. Any small misalignments in the continuity between different tiles are normal for this type of product.

## WALL/FLOOR

WALL	COLOR>MOOD	BLOOM WHITE	GRIGIO	MENTA	CIELO	ROSA	TORTORA	BEIGE
FLOOR	MILANO MOOD	BISCOTTO SABBIA GHIACCIO	GHIACCIO CEMENTO ANTRACITE	GHIACCIO NEBBIA CEMENTO	GHIACCIO NEBBIA CEMENTO	GHIACCIO SABBIA BISCOTTO	GHIACCIO SABBIA	GHIACCIO BISCOTTO
	MILANO&FLOOR	BEIGE TORTORA CORTEN	BIANCO CORTEN	GRIGIO BIANCO CORTEN	GRIGIO BIANCO	BIANCO BEIGE TORTORA	BIANCO BEIGE CORTEN	BIANCO TORTORA CORTEN
	YLICO	LAGOON MUSK GREY TAUPE SAND	LAGOON MUSK LIGHT TAUPE SAND	LIGHT GREY	LIGHT GREY	SAND TAUPE	LIGHT SAND MUSK	LIGHT TAUPE MUSK

UTILIZZARE STUCCHI IN TINTA / USE MATCHING GROUTS



fQK2 Fap Murals Tropic Ibisco 80x160 RT



fQK3 Fap Murals Tropic Kenzia 80x160 RT



fQKZ Fap Murals Flower Corten 80x160 RT





fQK0 Fap Murals Flower Soft 80x160 RT



fQLL Fap Murals Texture Kilim 80x160 RT



fQK1 Fap Murals Texture Macro 80x160 RT



fRQ3 Oxide White Rust 80x160 RT



fPBC Sheer Deco Rust 80x160 RT



fRZN Oxide White Rust Spigolo 1x80 RT



fRZQ A.E. Spigolo 1x1



fPCX Sheer Deco Rust Spigolo 1x80 RT



fPC4 A.E. Spigolo 1x1



fSXO Oxide Beige Rust 80x160 RT



fQV5 Roma Stone Corten Matt 80x160 RT



fSXV Oxide Beige Rust Spigolo 1x80 RT



fSXW A.E. Spigolo 1x1



fQZD Roma Stone Corten Spigolo 1x80 RT



fQZK A.E. Spigolo 1x1



fRQ2 Oxide Grey Rust 80x160 RT



fRQ1 Oxide Blue Rust 80x160 RT



fRY6 Oxide Grey Rust Spigolo 1x80 RT



fRZP A.E. Spigolo 1x1



fRY5 Oxide Blue Rust Spigolo 1x80 RT



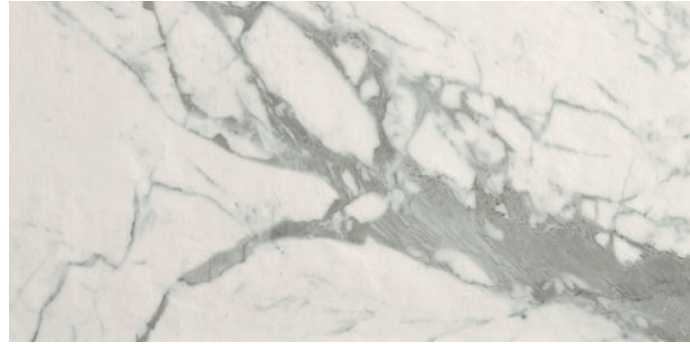
fRZO A.E. Spigolo 1x1



All'interno delle scatole, le varie grafiche del prodotto sono distribuite in modo casuale, senza possibilità di scelta tra i pattern disponibili. Eventuali piccoli disallineamenti nella continuità grafica fra una piastrella e l'altra, sono una caratteristica intrinseca di questa tipologia di prodotto.

The various graphics of the product are distributed randomly in the boxes, without the possibility of choosing between the available patterns. Les éventuels petits désalignements dans la continuité entre les différents carreaux sont une caractéristique intrinsèque de cette typologie de produit.

	Unità di vendita Sales unit	MQ./Box	PZ./Box	Kg/Box	Box/PL
①	1 Box	1,280	1	22,60	36
②	1 Box	-	5	-	-
③	1 Box	-	4	-	-



fQVL Roma Stone Carrara Superiore Matt 80x160 RT

① V3




fQVM Roma Stone Pietra Beige Matt 80x160 RT

① V2



fQVP Roma Stone Ramage Beige 80x160 RT

①




fQY9 Roma Stone Carrara Superiore Spigolo 1x80 RT

②

fQZG A.E. Spigolo 1x1

③

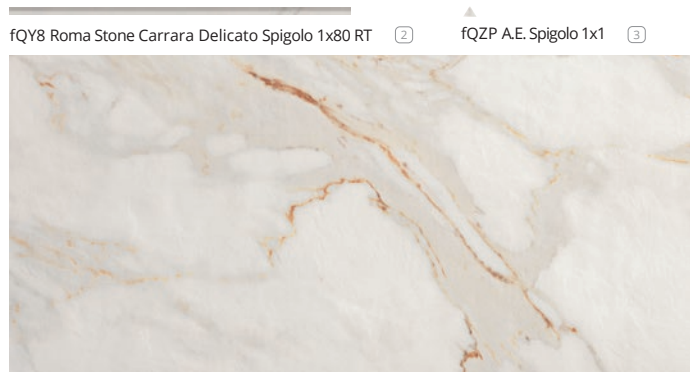


fQZA Roma Stone Pietra Beige Spigolo 1x80 RT

②

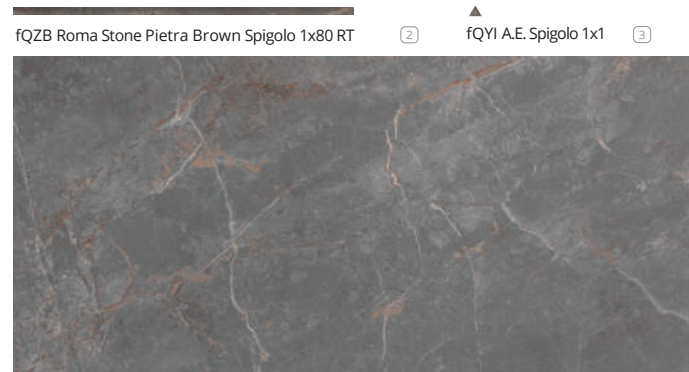
fQZH A.E. Spigolo 1x1

③



fQVK Roma Stone Carrara Delicato Matt 80x160 RT

① V3



fQVN Roma Stone Pietra Brown Matt 80x160 RT

① V2

fQY8 Roma Stone Carrara Delicato Spigolo 1x80 RT

②

fQZP A.E. Spigolo 1x1

③

fQZB Roma Stone Pietra Brown Spigolo 1x80 RT

②

fQYI A.E. Spigolo 1x1

③




fQVQ Roma Stone Tropical Intarsi 80x160 RT

①



fQVJ Roma Stone Calacatta Oro Matt 80x160 RT

① V3



fQVO Roma Stone Pietra Grey Matt 80x160 RT

① V2

fQY7 Roma Stone Calacatta Oro Spigolo 1x80 RT

②

fQZE A.E. Spigolo 1x1

③

fQZC Roma Stone Pietra Grey Spigolo 1x80 RT

②

fQZJ A.E. Spigolo 1x1

③




fQVR Roma Stone Tropical Verde 80x160 RT

①



fpBC Sheer Deco Rust 80x160 RT

① V4



fQV5 Roma Stone Corten Matt 80x160 RT

① V1

fpCX Sheer Deco Rust Spigolo 1x80 RT

②

fpC4 A.E. Spigolo 1x1

③

fQZD Roma Stone Corten Spigolo 1x80 RT

②

fQZK A.E. Spigolo 1x1

③

All'interno delle Scatole, le varie grafiche del prodotto sono distribuite in modo casuale, senza possibilità di scelta tra i pattern disponibili. Eventuali piccoli disallineamenti nella continuità fra piastrelle diverse, sono una caratteristica intrinseca di questa tipologia di prodotto.


The various graphics of the product are distributed randomly in the boxes, without the possibility of choosing between the available patterns. Any small misalignments in the continuity between different tiles are normal for this type of product.

	Unità di vendita Sales unit	MQ/Box	PZ/Box	Kg/Box	Box/PL
①	1 Box	1,280	1	22,40	36
②	1 Box	-	5	-	-
③	1 Box	-	4	-	-



fPA5 Sheer Beige 80x160 RT ① V1


fPCR Sheer Beige Spigolo 1x80 RT ② fPCY A.E. Spigolo 1x1 ③



fPBG Sheer Stick Beige 80x160 RT ④ V1




fPBD Sheer Dune Beige 80x160 RT ④ V1



fPA9 Sheer Camou Beige 80x160 RT ① V4

fPCV Sheer Camou Beige Spigolo 1x80 RT ② fPC2 A.E. Spigolo 1x1 ③



fPA8 Sheer White 80x160 RT ① V1

fPCU Sheer White Spigolo 1x80 RT ② fPC1 A.E. Spigolo 1x1 ③



fPBI Sheer Stick White 80x160 RT ④ V1




fPBF Sheer Dune White 80x160 RT ④ V1



fPBA Sheer Camou Grey 80x160 RT ① V4

fPCW Sheer Camou Grey Spigolo 1x80 RT ② fPC3 A.E. Spigolo 1x1 ③



fPA6 Sheer Grey 80x160 RT ① V1

fPCS Sheer Grey Spigolo 1x80 RT ② fPCZ A.E. Spigolo 1x1 ③



fPBH Sheer Stick Grey 80x160 RT ④ V1



fPBE Sheer Dune Grey 80x160 RT ④ V1



fPBC Sheer Deco Rust 80x160 RT ① V4

fPCX Sheer Deco Rust Spigolo 1x80 RT ② fPC4 A.E. Spigolo 1x1 ③



fPA7 Sheer Taupe 80x160 RT ① V1

fPCT Sheer Taupe Spigolo 1x80 RT ② fPCO A.E. Spigolo 1x1 ③

	Unità di vendita Sales unit	MQ./Box	PZ./Box	Kg/Box	Box/PL
①	1 Box	1,280	1	22,60	36
②	1 Box	-	5	-	-
③	1 Box	-	4	-	-
④	1 Box	1,280	1	24,90	33





WALL TILES

# BLOOM

**GREATNESS IS BLOOMING**

Grande formato, grande bellezza.

Large size, great beauty.

# Bloom

WALL TILES

80x160  
31 1/2" x 63"

SPESSORE 8,5 mm  
THICKNESS 8,5 mm

SPESSORE 3D 10,5 mm  
3D THICKNESS 10,5 mm

RT / rettificato - rectified



FOYG Bloom White 80x160 RT

FOXX Bloom White Spigolo 1x80 RT


FOX3 A.E. Spigolo 1x1

① V1



FOXM Bloom Star White 80x160 RT

④ V1



FOXC Bloom Beige 80x160 RT

FOXS Bloom Beige Spigolo 1x80 RT

FOXZ A.E. Spigolo 1x1

① V1



FOXK Bloom Star Beige 80x160 RT

④ V1



FOXF Bloom Grey 80x160 RT

FOXV Bloom Grey Spigolo 1x80 RT


FOX2 A.E. Spigolo 1x1

① V1



FOXL Bloom Star Grey 80x160 RT

④ V1




FOXD Bloom Blue 80x160 RT

FOXT Bloom Blue Spigolo 1x80 RT

FOX0 A.E. Spigolo 1x1

① V1



FOXE Bloom Brown 80x160 RT

① V1

FOXU Bloom Brown Spigolo 1x80 RT

FOX1 A.E. Spigolo 1x1



FOXJ Bloom Print White 80x160 RT

④ V1



FOXH Bloom Print Beige 80x160 RT


④ V1



FOXI Bloom Print Grey 80x160 RT


④ V1

## MOSAICO




fOWY Bloom White Mosaico 30,5x30,5

⑤




fOWX Bloom Beige Mosaico 30,5x30,5

⑤




fOYT Bloom Grey Mosaico 30,5x30,5

⑤



fOWW Bloom Blue Mosaico 30,5x30,5

⑤



fOWZ Bloom Brown Mosaico 30,5x30,5

⑤



1,8 x 1,8 cm




fOYZ Bloom White Star Esagono Mosaico 29,5x32,5

⑥



fOYX Bloom Beige Star Esagono Mosaico 29,5x32,5

⑥



fOYY Bloom Grey Star Esagono Mosaico 29,5x32,5

⑥



fOYW Bloom White Print Esagono Mosaico 29,5x32,5

⑥



fOYU Bloom Beige Print Esagono Mosaico 29,5x32,5

⑥




fOYV Bloom Grey Print Esagono Mosaico 29,5x32,5

⑥




fOY2 Bloom Metal Grey Silver Mosaico 30,5x30,5

⑦



fOY0 Bloom Metal Blue Silver Mosaico 30,5x30,5

⑦



fOY1 Bloom Metal Brown Gold Mosaico 30,5x30,5

⑦



2,9 x 2,9 cm

## WALL/FLOOR

WALL	BLOOM	WHITE	BEIGE	GREY	BLUE	BROWN
FLOOR	FAPNEST					
	MILANO & FLOOR					
	NUX					

UTILIZZARE STUCCHI IN TINTA / USE MATCHING GROUTS

	Unità di vendita Sales unit	MQ./Box	PZ./Box	Kg/Box	Box/PL
①	1 Box	1,280	1	22,40	36
②	1 Box	-	5	-	-
③	1 Box	-	4	-	-
④	1 Box	1,280	1	23,60	33
⑤	1 Box	0,558	6	8,20	84
⑥	1 Box	0,575	6	9,90	60
⑦	1 Box	0,558	6	8,20	60

# Bloom

WALL TILES

80x160  
31 1/2" x 63"

SPESSORE 8,5 mm  
THICKNESS 8,5 mm

SPESSORE 3D 10,5 mm  
3D THICKNESS 10,5 mm

RT / rettificato - rectified




foXN Bloom Dandelion Inserto Mix 3 160x240 RT



foXO Bloom Delave Inserto Mix 3 160x240 RT




foXP Bloom Jungle Inserto Mix 3 160x240 RT



foY4 Bloom Metal Grey Silver Inserto 80x160 RT




foYR Bloom Metal Blue Silver Inserto 80x160 RT



foY3 Bloom Metal Brown Gold Inserto 80x160 RT



foXR Bloom Rose Inserto 80x160 RT



fpAE Bloom Jungle Inserto Mix 4 160x320 RT



foXP Bloom Jungle Inserto Mix 3 160x240 RT

	Unità di vendita Sales unit	MQ./Box	PZ./Box	Kg/Box	Box/PL
①	1 Box	3,840	1 MIX	66,00	-
②	1 Box	3,840	1 MIX	110,00	-
③	1 Box	5,120	1 MIX	135,00	-
④	1 Box	1,280	1	22,00	-



WALL TILES

# COLOR > LINE

NATURAL GLAMOUR

Il lato giocoso e rilassante della ceramica,  
per vestire le pareti di una bellezza  
essenziale, secondo i colori della natura.


The playful, relaxing side of ceramics,  
dressing walls in essential beauty with the  
colours of nature.



fRHR Color Line Marsala 25x75 V1 ①



fRHQ Color Line Beige 25x75 V1 ①



fRHS Color Line Perla 25x75 V1 ①




fRGB Color Line Avio 25x75 V1 ①



fREY Color Line Salvia 25x75 V1 ①



fRGC Color Line Ghiaccio 25x75 V1 ①



fRHT Color Line Deco 25x75 V1 ①



fNLN Color Line Watercolor Inserto 25x75 ⑦

fNLR Color Line Marsala Spigolo 1x25 ②

fMSE A.E. Spigolo 1x1 ③



fRH4 Color Line Rope Beige 25x75 V1 ④



fRH3 Color Line Rope Perla 25x75 V1 ④



fRES Color Line Rope Avio 25x75 V1 ④

fNLT Color Line Salvia Spigolo 1x25 ②

fNLU A.E. Spigolo 1x1 ③

fNLQ Color Line Ghiaccio Spigolo 1x25 ②

fMSD A.E. Spigolo 1x1 ③

fNLP Color Line Beige Spigolo 1x25 ②

fMSA A.E. Spigolo 1x1 ③

fNLS Color Line Perla Spigolo 1x25 ②

fMSF A.E. Spigolo 1x1 ③

fNLO Color Line Avio Spigolo 1x25 ②

fMR9 A.E. Spigolo 1x1 ③



fK6L Lumina Satinato Silver Listello 1,5x75 ②


fNJ6 AE Listello 1x1,5 ③

fK6K Lumina Cromo Silver Listello 1,5x75 ②


fNJ5 AE Listello 1x1,5 ③

fNLH Lumina Blu Micromatita 0,7x75 ②


MOSAICO




fMTO Color Now Marsala Micromosaico\* 30,5x30,5 ⑤




fMS9 Color Now Beige Micromosaico\* 30,5x30,5 ⑤




fMTP Color Now Perla Micromosaico\* 30,5x30,5 ⑤




fMS8 Color Now Avio Micromosaico\* 30,5x30,5 ⑤




fNLI Color Line Salvia Micromosaico\* 30,5x30,5 ⑤




fMTN Color Now Ghiaccio Micromosaico\* 3 0,5x30,5 ⑤




fNL4 Color Line Deco Micromosaico\* 30,5x30,5 ⑤




fMUA Color Now Marsala Round Mosaico\*\* 29,5x32,5 ⑥




fMTW Color Now Beige Round Mosaico\*\* 29,5x32,5 ⑥



fMUB Color Now Perla Round Mosaico\*\* 29,5x32,5 ⑥




fMTV Color Now Avio Round Mosaico\*\* 29,5x32,5 ⑥




fNLM Color Line Salvia Round Mosaico\*\* 29,5x32,5 ⑥



fMTZ Color Now Ghiaccio Round Mosaico\*\* 29,5x32,5 ⑥



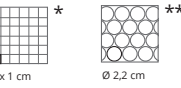
fNL5 Color Line Deco Round Mosaico\*\* 29,5x32,5 ⑥



fNML Color Line Copper Marsala Round Mosaico\* 29,5x32,5 ⑥



fNMM Color Line Silver Avio Round Mosaico\*\* 29,5x32,5 ⑥



	Unità di vendita Sales unit	MQ./Box	PZ./Box	Kg/Box	Box/PL
①	1 Box	1,500	8	22,40	42
②	1 Box	-	5	-	-
③	1 Box	-	4	-	-
④	1 Box	1,500	8	26,00	42
⑤	1 Box	0,558	6	8,20	84
⑥	1 Box	0,575	6	9,90	72
⑦	1 Box	-	4	12,09	-



Classification WallPEC  
Seul le site du CSTB fait foi, pour vérifier les classements indiqués, merci de consulter le site <https://evaluation.cstb.fr/>

WALL/FLOOR

WALL	COLOR LINE	MARSALA	BEIGE	SALVIA	GHIACCIO	PERLA	AVIO	DECO
FLOOR	MAKU	-	SAND	-	LIGHT	GREY	-	-
	MILANO&FLOOR	BEIGE TORTORA	CORTEN	BEIGE BIANCO	TORTORA CORTEN BIANCO GRIGIO	-	BEIGE GRIGIO BIANCO	BEIGE TORTORA CORTEN BIANCO
	FAPNEST	MAPLE OAK	BROWN OAK MAPLE	OAK	BROWN	BROWN SILVER	SILVER	BROWN SILVER
	NUANCES	-	FAGGIO	-	FAGGIO	-	-	-

UTILIZZARE STUCCHI IN TINTA / USE MATCHING GROUTS



WALL TILES

# COLOR > MOOD

## YOUR SPACE BOOSTS YOUR MOOD

Mondi di colore dai cinque continenti per creare il proprio viaggio personale e arricchire i propri spazi di vivide emozioni. Trova la tua ispirazione!

Worlds of color from the five continents to shape your own personal journey and bring vivid emotions to enrich your living spaces. Find your inspiration!

# Color>Mood

WALL TILES

80x160  
31 1/2" x 63"

SPESSORE 8,5 mm  
THICKNESS 8,5 mm

RT / rettificato - rectified



fRQ4 Color>Mood Beige 80x160 RT


① V1

fRYL Color>Mood Beige Spigolo 1x80 RT

②

fRYR A.E. Spigolo 1x1

③



fRRA Color>Mood Tortora 80x160 RT


① V1

fRYQ Color>Mood Tortora Spigolo 1x80 RT

②

fRYX A.E. Spigolo 1x1

③



fRQ8 Color>Mood Menta 80x160 RT


① V1

fRYO Color>Mood Menta Spigolo 1x80 RT

②

fRYU A.E. Spigolo 1x1

③



fOXG Bloom White 80x160 RT

① V1

fOXX Bloom White Spigolo 1x80 RT

②

fOX3 A.E. Spigolo 1x1

③



fRQ9 Color>Mood Rosa 80x160 RT

① V1

fRYP Color>Mood Rosa Spigolo 1x80 RT

②

fRYW A.E. Spigolo 1x1

③



fRQ5 Color>Mood Cielo 80x160 RT


① V1

fRYM Color>Mood Cielo Spigolo 1x80 RT

②

fRYS A.E. Spigolo 1x1

③



fRQ7 Color>Mood Grigio 80x160 RT

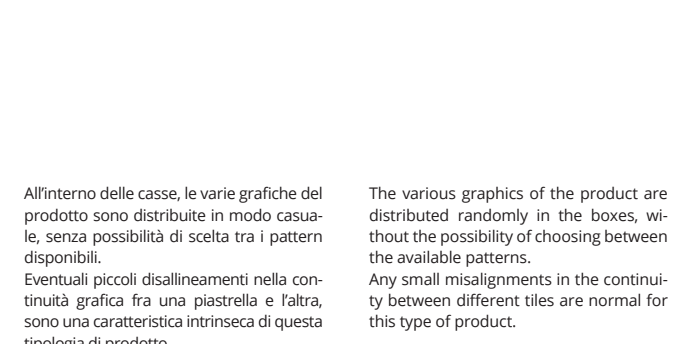
① V1

fRYN Color>Mood Grigio Spigolo 1x80 RT

②

fRYT A.E. Spigolo 1x1

③



fRRC Color>Mood Stripes 80x160 RT


①



fRRD Color>Mood Tropical 80x160 RT

①

## MOSAICO




fRYY Color>Mood Beige Mosaico 30,5x30,5

④




fRY3 Color>Mood Rosa Mosaico 30,5x30,5

④




fRY4 Color>Mood Tortora Mosaico 30,5x30,5

④




fRY0 Color>Mood Cielo Mosaico 30,5x30,5

④



fRY2 Color>Mood Menta Mosaico 30,5x30,5

④



fRY1 Color>Mood Grigio Mosaico 30,5x30,5

④



fRYZ Color>Mood White Mosaico 30,5x30,5

④



1,8 x 1,8 cm

	Unità di vendita Sales unit	MQ/Box	PZ/Box	Kg/Box	Box/PL
①	1 Box	1,280	1	22,60	36
②	1 Box	-	5	-	-
③	1 Box	-	4	-	-
④	1 Box	0,558	6	8,20	72

All'interno delle casse, le varie grafiche del prodotto sono distribuite in modo casuale, senza possibilità di scelta tra i pattern disponibili. Eventuali piccoli disallineamenti nella continuità grafica fra una piastrella e l'altra, sono una caratteristica intrinseca di questa tipologia di prodotto.







































The various graphics of the product are distributed randomly in the boxes, without the possibility of choosing between the available patterns. Any small misalignments in the continuity between different tiles are normal for this type of product.

		WALL/FLOOR																	
WALL	COLOR>MOOD																		
	MILANO MOOD																		
	MILANO&FLOOR																		
FLOOR	YLICO																		
		UTILIZZARE STUCCHI IN TINTA / USE MATCHING GROUTS																	

# COLOR>MOOD

## 80x160 RT

### / Combinations

													
OXIDE Blue Rust 										<input checked="" type="checkbox"/>	<input checked="" type="checkbox"/>		
OXIDE Grey Rust 													<input checked="" type="checkbox"/>
OXIDE White Rust 		<input checked="" type="checkbox"/>	<input checked="" type="checkbox"/>									<input checked="" type="checkbox"/>	
SHEER Deco Rust 	<input checked="" type="checkbox"/>	<input checked="" type="checkbox"/>	<input checked="" type="checkbox"/>										
ROMA STONE Corten 	<input checked="" type="checkbox"/>			<input checked="" type="checkbox"/>	<input checked="" type="checkbox"/>								
GEMME Bianco 	<input checked="" type="checkbox"/>	<input checked="" type="checkbox"/>	<input checked="" type="checkbox"/>	<input checked="" type="checkbox"/>	<input checked="" type="checkbox"/>	<input checked="" type="checkbox"/>						<input checked="" type="checkbox"/>	<input checked="" type="checkbox"/>
GEMME Beige 	<input checked="" type="checkbox"/>	<input checked="" type="checkbox"/>	<input checked="" type="checkbox"/>	<input checked="" type="checkbox"/>	<input checked="" type="checkbox"/>	<input checked="" type="checkbox"/>							
GEMME Cielo 									<input checked="" type="checkbox"/>	<input checked="" type="checkbox"/>			
GEMME Menta 	<input checked="" type="checkbox"/>	<input checked="" type="checkbox"/>	<input checked="" type="checkbox"/>									<input checked="" type="checkbox"/>	
GEMME Rosa 							<input checked="" type="checkbox"/>	<input checked="" type="checkbox"/>	<input checked="" type="checkbox"/>				
GLIM Avorio 				<input checked="" type="checkbox"/>	<input checked="" type="checkbox"/>	<input checked="" type="checkbox"/>	<input checked="" type="checkbox"/>	<input checked="" type="checkbox"/>	<input checked="" type="checkbox"/>			<input checked="" type="checkbox"/>	
GLIM Beige 	<input checked="" type="checkbox"/>	<input checked="" type="checkbox"/>	<input checked="" type="checkbox"/>	<input checked="" type="checkbox"/>	<input checked="" type="checkbox"/>	<input checked="" type="checkbox"/>							
GLIM Blu Navy 									<input checked="" type="checkbox"/>	<input checked="" type="checkbox"/>			
GLIM Ghiaccio 	<input checked="" type="checkbox"/>	<input checked="" type="checkbox"/>	<input checked="" type="checkbox"/>						<input checked="" type="checkbox"/>	<input checked="" type="checkbox"/>	<input checked="" type="checkbox"/>	<input checked="" type="checkbox"/>	<input checked="" type="checkbox"/>
GLIM Grigio Fumo 												<input checked="" type="checkbox"/>	<input checked="" type="checkbox"/>
GLIM Lavagna 				<input checked="" type="checkbox"/>	<input checked="" type="checkbox"/>		<input checked="" type="checkbox"/>	<input checked="" type="checkbox"/>	<input checked="" type="checkbox"/>			<input checked="" type="checkbox"/>	<input checked="" type="checkbox"/>
GLIM Petrolio 	<input checked="" type="checkbox"/>	<input checked="" type="checkbox"/>	<input checked="" type="checkbox"/>										
GLIM Rosso Cuore 							<input checked="" type="checkbox"/>	<input checked="" type="checkbox"/>	<input checked="" type="checkbox"/>				
GLIM Salvia 	<input checked="" type="checkbox"/>	<input checked="" type="checkbox"/>	<input checked="" type="checkbox"/>										
GLIM Tortora 				<input checked="" type="checkbox"/>	<input checked="" type="checkbox"/>	<input checked="" type="checkbox"/>							
GEMME Azzurro 									<input checked="" type="checkbox"/>	<input checked="" type="checkbox"/>			
GEMME Beige 				<input checked="" type="checkbox"/>	<input checked="" type="checkbox"/>	<input checked="" type="checkbox"/>							
GEMME Bianco 	<input checked="" type="checkbox"/>	<input checked="" type="checkbox"/>	<input checked="" type="checkbox"/>									<input checked="" type="checkbox"/>	<input checked="" type="checkbox"/>
GEMME Rosa 							<input checked="" type="checkbox"/>	<input checked="" type="checkbox"/>	<input checked="" type="checkbox"/>				
GEMME Salvia 	<input checked="" type="checkbox"/>	<input checked="" type="checkbox"/>	<input checked="" type="checkbox"/>									<input checked="" type="checkbox"/>	





WALL TILES

# COLOR > NOW

## FULL OF COLOUR & EMOTION

L'energia della materia e la felicità del colore si incontrano in questa serie di rivestimenti dal mood contemporaneo, espressivo e di tendenza.

The energy of matter and the happiness of colour come together in this series of coverings with a contemporary, expressive and trendy mood.



fMRV Color Now Tortora 30,5x91,5 RT V1 (1)



fMRZ Color Now Dot Tortora 30,5x91,5 RT V1 (2)



fMRS Color Now Ghiaccio 30,5x91,5 RT V1 (1)



fMRX Color Now Dot Ghiaccio 30,5x91,5 RT V1 (2)



fMRU Color Now Perla 30,5x91,5 RT V1 (1)



fMRY Color Now Dot Perla 30,5x91,5 RT V1 (2)



fMRR Color Now Fango 30,5x91,5 RT V1 (1)



fMRQ Color Now Curcuma 30,5x91,5 RT V1 (1)




fMRP Color Now Beige 30,5x91,5 RT V1 (1)



fMRW Color Now Dot Beige 30,5x91,5 RT V1 (2)



fMRT Color Now Marsala 30,5x91,5 RT V1 (1)



fMR0 Color Now Dot Rame 30,5x91,5 RT V1 (2)



fMQR Color Now Avio 30,5x91,5 RT V1 (1)



fMUS Color Now Damasco Marsala Inserto 30,5x91,5 RT (3)




fMUQ Color Now Damasco Fango Inserto 30,5x91,5 RT (3)




fMUR Color Now Damasco Ghiaccio Inserto 30,5x91,5 RT (3)



fMUF Color Now Tangram Rame Inserto 30,5x91,5 RT (3)



fMUE Color Now Tangram Fango Inserto 30,5x91,5 RT (3)



fMUD Color Now Tangram Avio Inserto 30,5x91,5 RT (3)

fMUK Lumina Cromo Silver Listello 1,5x91,5 RT (4)

fMUL Lumina Satinato Copper Listello 1,5x91,5 RT (4)

fMUN Lumina Satinato Silver Micromatita 0,7x91,5 RT (4)

fMUM Lumina Cromo Silver Micromatita 0,7x91,5 RT (4)

fMUO Lumina Satinato Blu Micromatita 0,7x91,5 RT (4)

fMUP Lumina Satinato Fumé Micromatita 0,7x91,5 RT (4)

fNJ5 AE Listello 1x1,5 (5) fOA1 AE Listello 1x1,5 (5)

fMR8 Color Now Tortora Spigolo 1x30,5 RT (4)  
fMSG A.E. Spigolo 1x1 (5)

fMR5 Color Now Ghiaccio Spigolo 1x30,5 RT (4)  
fMSD A.E. Spigolo 1x1 (5)

fMR7 Color Now Perla Spigolo 1x30,5 RT (4)  
fMSF A.E. Spigolo 1x1 (5)

fMR4 Color Now Fango Spigolo 1x30,5 RT (4)  
fMSC A.E. Spigolo 1x1 (5)


fMR3 Color Now Curcuma Spigolo 1x30,5 RT (4)  
fMSB A.E. Spigolo 1x1 (5)

fMR2 Color Now Beige Spigolo 1x30,5 RT (4)  
fMSA A.E. Spigolo 1x1 (5)


fMR6 Color Now Marsala Spigolo 1x30,5 RT (4)  
fMSE A.E. Spigolo 1x1 (5)

fMR1 Color Now Avio Spigolo 1x30,5 RT (4)  
fMR9 A.E. Spigolo 1x1 (5)


MOSAICO




fMUG Color Now Tortora Micromosaico\* 30,5x30,5 (6)




fMTN Color Now Ghiaccio Micromosaico\* 30,5x30,5 (6)




fMTP Color Now Perla Micromosaico\* 30,5x30,5 (6)




fMTM Color Now Fango Micromosaico\* 30,5x30,5 (6)




fMTL Color Now Curcuma Micromosaico\* 30,5x30,5 (6)




fMS9 Color Now Beige Micromosaico\* 30,5x30,5 (6)



fMTO Color Now Marsala Micromosaico\* 30,5x30,5 (6)




fMS8 Color Now Avio Micromosaico\* 30,5x30,5 (6)




fMUC Color Now Tortora Round Mosaico\*\* 29,5x32,5 (7)




fMTZ Color Now Ghiaccio Round Mosaico\*\* 29,5x32,5 (7)



fMUB Color Now Perla Round Mosaico\*\* 29,5x32,5 (7)




fMTX Color Now Fango Round Mosaico\*\* 29,5x32,5 (7)



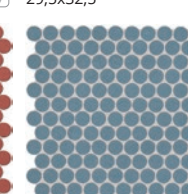
fMTY Color Now Curcuma Round Mosaico\*\* 29,5x32,5 (7)



fMTW Color Now Beige Round Mosaico\*\* 29,5x32,5 (7)



fMUA Color Now Marsala Round Mosaico\*\* 29,5x32,5 (7)



fMTV Color Now Avio Round Mosaico\*\* 29,5x32,5 (7)




fMTT Color Now Tortora Dot Micromosaico\* 30,5x30,5 (8)




fMTR Color Now Ghiaccio Dot Micromosaico\* 30,5x30,5 (8)



fMTS Color Now Perla Dot Micromosaico\* 30,5x30,5 (8)



fMTQ Color Now Beige Dot Micromosaico\* 30,5x30,5 (8)



fMTU Color Now Rame Dot Micromosaico\* 30,5x30,5 (8)



	Unità di vendita Sales unit	MQ./Box	PZ./Box	Kg/Box	Box/PL
(1)	1 Box	1,395	5	20,00	42
(2)	1 Box	1,116	4	22,50	42
(3)	1 Box	-	2	9,40	-
(4)	1 Box	-	5	-	-
(5)	1 Box	-	4	-	-
(6)	1 Box	0,558	6	8,20	84
(7)	1 Box	0,575	6	9,90	72
(8)	1 Box	0,558	6	8,20	42



WALL TILES

# DECO& MORE

**MORE DECOR MORE PLEASURE**

DECO&MORE regala la massima libertà di arredo e decoro, per impreziosire, rinnovare e trasformare gli ambienti con estrema facilità.

DECO&MORE offers maximum freedom in furnishing and decorating to embellish, renew and transform rooms with extreme ease.

# Deco&More 30,5x91,5

WALL TILES

RT

SPESSORE 8,5 mm  
THICKNESS 8,5 mm



FRCK Deco&More Flower Blue 30,5x91,5 RT 1



FRCL Deco&More Flower Romance 30,5x91,5 RT 1



FRCM Deco&More Texture Seaside 30,5x91,5 RT 1



FRCN Deco&More Tropical Jungle 30,5x91,5 RT 1



FRCO Deco&More Tropical Kenzia 30,5x91,5 RT 1

Eventuali piccoli disallineamenti nella continuità grafica fra una piastrella e l'altra, sono una caratteristica intrinseca di questa tipologia di prodotto.

Any small misalignments in the continuity between different tiles are normal for this type of product.

	Unità di vendita Sales unit	MQ./Box	PZ./Box	Kg/Box	Box/PL
<span>1</span>	1 Box	1,395	5	20,00	42

## DECO&MORE 30,5x91,5 RT / Combinations



Flower  
Blue



Flower  
Romance



Texture  
Seaside



Tropical  
Jungle



Tropical  
Kenzia

COLOR>NOW Avio						
COLOR>NOW Beige						
COLOR>NOW Curcuma						
COLOR>NOW Fango						
COLOR>NOW Ghiaccio						
COLOR>NOW Perla						
COLOR>NOW Tortora						
LUMINA Bianco Gloss						
LUMINA White Matt						
LUMINA White Super Matt						
LUMINA STONE White						
SUMMER Brezza						
SUMMER Mare						
SUMMER Oliva						
SUMMER Ombra						
SUMMER Sabbia						
SUMMER Sale						
SUMMER Terracotta						
SUMMER Vento						

# Deco&More 25x75

WALL TILES

SPESSORE 8,5 mm  
THICKNESS 8,5 mm



FRGH Deco&More Flower White 25x75 1



FRGM Deco&More Ramage White 25x75 1



FRGK Deco&More Tropical Beige 25x75 1



FRGI Deco&More Tropical Corten 25x75 1



FRGJ Deco&More Tropical Green 25x75 1

Eventuali piccoli disallineamenti nella continuità grafica fra una piastrella e l'altra, sono una caratteristica intrinseca di questa tipologia di prodotto.

Any small misalignments in the continuity between different tiles are normal for this type of product.

	Unità di vendita Sales unit	MQ./Box	PZ./Box	Kg/Box	Box/PL
<span>1</span>	1 Box	1,500	8	22,40	42

## DECO&MORE 25x75 / Combinations



Flower  
White



Ramage  
White



Tropical  
Beige



Tropical  
Corten



Tropical  
Green

COLOR LINE  
Avio



COLOR LINE  
Beige



COLOR LINE  
Ghiaccio




COLOR LINE  
Perla




COLOR LINE  
Salvia



LUMINA  
Bianco Gloss



LUMINA  
White Matt



MAT&MORE  
Azure



MAT&MORE  
Beige



MAT&MORE  
Brown



MAT&MORE  
Grey



MAT&MORE  
Taupe



MAT&MORE  
White



NUX  
Beige



NUX  
Grey



NUX  
White



SHEER  
Beige



SHEER  
Grey



SHEER  
Taupe



SHEER  
White





WALL TILES

# FAP MURALS

## **BIG ON SIZE, BIG ON BEAUTY**

FAP Murals rivoluziona l'arredo con ironia e stile!  
Una collezione sorprendente, iper decorativa, per disegnare spazi effetto wow, ognuno con il proprio stile.  
Tropical, Floral, Geometric.

FAP Murals revolutionises home décor with irony and style! An amazing and highly decorative collection that gives each space its own style and WOW effect.  
Tropical, Floral, Geometric.

# Fap Murals

WALL TILES

80x160  
31 1/2"x63"

SPESSORE 8,5 mm  
THICKNESS 8,5 mm

RT / rettificato - rectified



fQK2 Fap Murals Tropic Ibisco 80x160 RT

①



fQK3 Fap Murals Tropic Kenzia 80x160 RT

①



fQKZ Fap Murals Flower Corten 80x160 RT

①



fQK0 Fap Murals Flower Soft 80x160 RT

①




fQLL Fap Murals Texture Kilim 80x160 RT

①



fQK1 Fap Murals Texture Macro 80x160 RT

①



fQND Fap Murals Iper Flower Corten Inserto Mix 3 160x240 RT



fQNE Fap Murals Iper Flower Soft Inserto Mix 3 160x240 RT

②

All'interno delle scatole, le varie grafiche del prodotto sono distribuite in modo casuale, senza possibilità di scelta tra i pattern disponibili. Eventuali piccoli disallineamenti nella continuità grafica fra una piastrella e l'altra, sono una caratteristica intrinseca di questa tipologia di prodotto.

The various graphics of the product are distributed randomly in the boxes, without the possibility of choosing between the available patterns. Les éventuels petits désalignements dans la continuité entre les différents carreaux sont une caractéristique intrinsèque de cette typologie de produit.

	Unità di vendita Sales unit	MQ/Box	PZ./Box	Kg/Box	Box/PL
①	1 Box	1,280	1	22,60	36
②	1 Box	3,840	1 MIX	66,00	-

# Fap Murals / Bloom

WALL TILES

80x160  
31 1/2" x 63"

SPESSORE 8,5 mm  
THICKNESS 8,5 mm











































RT / rettificato - rectified



fQNF Fap Murals Iper Tropical Kenzia Inserto Mix 3 160x240 RT

1

## FAP MURALS 80x160 RT / Combinations

							
		Tropic Ibisco	Tropic Kenzia	Flower Corten	Flower Soft	Texture Kilim	Texture Macro
BLOOM Beige							
BLOOM White							
BLOOM Brown							
BLOOM Grey							
BLOOM Blue							
SHEER Beige							
SHEER White							
SHEER Grey							
SHEER Taupe							

	Unità di vendita Sales unit	MQ/Box	PZ/Box	Kg/Box	Box/PL
1	1 Box	3,840	1 MIX	66,00	-





GRES PORCELLANATO

# FAPNEST

## OVERFLOWING NATURE

La bellezza prorompente del legno,  
il vigore impareggiabile del gres,  
per ritrovare a pavimento  
le suggestioni uniche della natura.

The irrepressible beauty of wood,  
the incomparable strength of stoneware,  
offering unique impressions  
of nature for flooring.



Fapnest Maple V3



Fapnest Natural V3





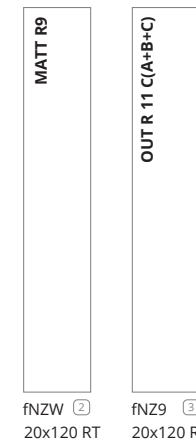
Fapnest Oak V3




Fapnest Brown V3




Fapnest Silver V3




V3




V3



V3



V3



V3




**Classification UPEC**  
Seul le site du CSTB fait foi, pour vérifier les classements indiqués, merci de consulter le site <https://evaluation.cstb.fr/>

	Unità di vendita Sales unit	MQ./Box	PZ./Box	Kg/Box	Box/PL
①	1 Box	1,800	5	34,35	32
②	1 Box	1,440	6	29,40	32
③	1 Box	1,440	6	28,80	32
④	1 Box	0,877	26	18,00	56

MOSAICO



fOBC Fapnest Maple  
Cube Mosaico\*  
37,5x43 ①




fOBH Fapnest Maple Slash  
Mosaico\*\* 30x30 ②



fOBM Fapnest Maple Trattini Mosaico\*\*\*  
20x40 ③



fOBD Fapnest Natural  
Cube Mosaico\*  
37,5x43 ①




fOBI Fapnest Natural Slash  
Mosaico\*\* 30x30 ②



fOBN Fapnest Natural Trattini Mosaico\*\*\*  
20x40 ③



fOBE Fapnest Oak  
Cube Mosaico\*  
37,5x43 ①




fOBJ Fapnest Oak Slash  
Mosaico\*\* 30x30 ②



fOBO Fapnest Oak Trattini Mosaico\*\*\*  
20x40 ③



fOBB Fapnest Brown  
Cube Mosaico\*  
37,5x43 ①




fOBG Fapnest Brown Slash  
Mosaico\*\* 30x30 ②



fOBL Fapnest Brown Trattini Mosaico\*\*\*  
20x40 ③



fOBF Fapnest Silver  
Cube Mosaico\*  
37,5x43 ①



fOBK Fapnest Silver Slash  
Mosaico\*\* 30x30 ②



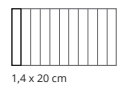
fOBP Fapnest Silver Trattini Mosaico\*\*\*  
20x40 ③



4,5 x 24,2 cm



7,2 x 7,2 cm



1,4 x 20 cm

	Unità di vendita Sales unit	MQ./Box	PZ./Box	Kg/Box	Box/PL
①	1 Box	0,483	4	10,40	64
②	1 Box	0,540	6	10,20	60
③	1 Box	0,480	6	8,93	60
④	1 Box	6,00 ML	5	8,40	-
⑤	1 Box	-	8	-	-
⑥	1 Box	-	2	-	-



TRIMS

FAPNEST	MAPLE	NATURAL	OAK	BROWN	SILVER
Battiscopa 7,5x120 RT 3"x47 <sup>1/4</sup> "	④	④	④	④	④
Battiscopa Sagomato DX 7,5x30 RT 3"x11 <sup>3/4</sup> "	⑤	⑤	⑤	⑤	⑤
Battiscopa Sagomato SX 7,5x30 RT 3"x11 <sup>3/4</sup> "	⑤	⑤	⑤	⑤	⑤
Scalino Linerare 33x120 RT 13"x47 <sup>1/4</sup> "	⑥	⑥	⑥	-	-
Scalino Angolare DX / SX 33x120 RT 13"x47 <sup>1/4</sup> "	⑥	⑥	⑥	-	-
Scalino 20x120 RT 7 <sup>7/8</sup> "x47 <sup>1/4</sup> "	⑥	⑥	⑥	⑥	⑥
Scalino Angolare DX / SX 20x20 RT 7 <sup>7/8</sup> "x7 <sup>7/8</sup> "	⑥	⑥	⑥	⑥	⑥
Elemento L OUT 20x120 RT 7 <sup>7/8</sup> "x47 <sup>1/4</sup> "	⑥	⑥	⑥	⑥	⑥



GRES PORCELLANATO

# GEMME

**CONTEMPORARY JEWELS  
FOR YOUR SPACES**


Brillantezza, performance e unicità,  
al servizio dell'architettura e dell'interior  
design, per progettare ambienti eclettici e  
arredi personalizzati.

Sheen, performance and unique appeal  
at the service of architecture and interior  
design, for eclectic settings and  
custom furnishings.




fRX2 Gemme Cielo Brillante  
120x278 RT

V2  
①




fRX4 Gemme Rosa Brillante  
120x278 RT

V2  
①




fRX3 Gemme Menta Brillante  
120x278 RT

V2  
①




fRX1 Gemme Beige Brillante  
120x278 RT

V2  
①



fRX0 Gemme Bianco Brillante  
120x278 RT

V2  
①



fRX8



fRYA



fRX9




fRX7



fRX6



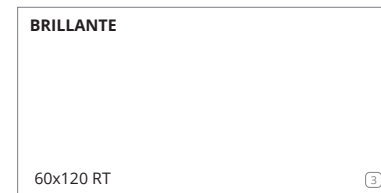
fRYD



fRYF



fRYE



fRYC



fRYB

All'interno delle casse, le varie grafiche del prodotto sono distribuite in modo casuale, senza possibilità di scelta tra i pattern disponibili. Eventuali piccoli disallineamenti nella continuità grafica fra una piastrella e l'altra, sono una caratteristica intrinseca di questa tipologia di prodotto.

The various graphics of the product are distributed randomly in the boxes, without the possibility of choosing between the available patterns. Any small misalignments in the continuity between different slabs are normal for this type of product.

	Unità di vendita Sales unit	MQ./Box	PZ./Box	Kg/Box	Box/PL
①	1 Box	3,336	1	47,94	18
②	1 Box	2,880	2	41,44	20
③	1 Box	2,160	3	30,78	25
④	1 Box	0,540	6	8,08	60
⑤	1 Box	6,00 ML	5	6,55	-


GEMME	CIELO	ROSA	MENTA	BEIGE	BIANCO
Battiscopa 7,2x120 RT 3"x47 <sup>1/4</sup> "	Brillante ⑤	Brillante ⑤	Brillante ⑤	Brillante ⑤	Brillante ⑤

MACROMOSAICO


MOSAICO TRATTI




fRZW Gemme Cielo  
Macromosaico 30x30 ④




fRZY Gemme Rosa  
Macromosaico 30x30 ④



fRXZ Gemme Menta  
Macromosaico 30x30 ④




fRZU Gemme Beige  
Macromosaico 30x30 ④



fRZY Gemme Bianco  
Macromosaico 30x30 ④



5 x 5 cm



fRZ1 Gemme Cielo Tratti  
Mosaico 30x30 ④



fRZ3 Gemme Rosa Tratti  
Mosaico 30x30 ④



fRZ2 Gemme Menta Tratti  
Mosaico 30x30 ④



fRZ2 Gemme Beige Tratti  
Mosaico 30x30 ④



fRZ0 Gemme Bianco Tratti  
Mosaico 30x30 ④

TRIMS



0,7 x 30 cm




GRES PORCELLANATO

GLIM

**BEAUTY AND PERFORMANCE**

Da elemento tecnico e funzionale, le piastrelle diventano finalmente pretesto per circondarsi di bellezza e decorare pareti che richiedono massima igiene e performance. Esteticamente bellissime. Tecnicamente performanti.


Tiles are exalted from a technical, functional element to become the pretext for surrounding ourselves with beauty, decorating walls that demand maximum hygiene and performance. Aesthetically beautiful. Technically performing.




Glim Lavagna V3




Glim Rosso Cuore V3



Glim Salvia V3



Glim Blu Navy V3



Glim Petrolio V3

BRILLANTE

6x24  
fRMT

BRILLANTE

6x24  
fRMW

BRILLANTE

6x24  
fRMX

BRILLANTE


6x24  
fRMQ

BRILLANTE

6x24  
fRMV




Glim Grigio Fumo V3



Glim Avorio V3



Glim Tortora V3



Glim Beige V3



Glim Ghiaccio V3

BRILLANTE

6x24  
fRMS

BRILLANTE

6x24  
fRMO

BRILLANTE


6x24  
fRMZ

BRILLANTE

6x24  
fRMP

BRILLANTE

6x24  
fRMR



Wall: Glim Blue Navy - Floor: Glim Gemme Bianco

	Unità di vendita Sales unit	MQ./Box	PZ./Box	Kg/Box	Box/PL
①	1 Box	0,691	48	12,44	75

MOSAICO



fRNR Glim Avorio  
Curve Mosaico  
29x29,5

1



fRNU Glim Ghiaccio  
Curve Mosaico  
29x29,5

1



fRNS Glim Beige  
Curve Mosaico  
29x29,5

1



fRN2 Glim Tortora  
Curve Mosaico  
29x29,5

1



fRNZ Glim Rosso Cuore  
Curve Mosaico  
29x29,5

1



fRNW Glim Lavagna  
Curve Mosaico  
29x29,5

1



fRNV Glim Grigio Fumo  
Curve Mosaico  
29x29,5

1



fRNT Glim Blu Navy  
Curve Mosaico  
29x29,5

1



fRNY Glim Petrolio  
Curve Mosaico  
29x29,5

1



fRNO Glim Salvia  
Curve Mosaico  
29x29,5

1




3,5 x 14,5 cm




fRW6 Glim Avorio  
Rombi Mosaico  
31x35,5

2




fRW9 Glim Ghiaccio  
Rombi Mosaico  
31x35,5

2




fRW7 Glim Beige  
Rombi Mosaico  
31x35,5

2




fRXH Glim Tortora  
Rombi Mosaico  
31x35,5

2




fRXE Glim Rosso Cuore  
Rombi Mosaico  
31x35,5

2




fRXB Glim Lavagna  
Rombi Mosaico  
31x35,5

2




fRXA Glim Grigio Fumo  
Rombi Mosaico  
31x35,5

2




fRW8 Glim Blu Navy  
Rombi Mosaico  
31x35,5

2



fRXD Glim Petrolio  
Rombi Mosaico  
31x35,5

2



fRXF Glim Salvia  
Rombi Mosaico  
31x35,5

2



5 x 11,5 cm



fROF Glim Avorio  
Round Mosaico  
29,5x32,5

3



fROI Glim Ghiaccio  
Round Mosaico  
29,5x32,5

3




fROG Glim Beige  
Round Mosaico  
29,5x32,5

3




fROQ Glim Tortora  
Round Mosaico  
29,5x32,5

3



fRON Glim Rosso Cuore  
Round Mosaico  
29,5x32,5

3




fROK Glim Lavagna  
Round Mosaico  
29,5x32,5

3




fROJ Glim Grigio Fumo  
Round Mosaico  
29,5x32,5

3




fROH Glim Blu Navy  
Round Mosaico  
29,5x32,5

3



fROM Glim Petrolio  
Round Mosaico  
29,5x32,5

3



fROO Glim Salvia  
Round Mosaico  
29,5x32,5

3



Ø 2,2 cm



fROR Glim Avorio  
Trattini Mosaico  
24x30,5

4



fROU Glim Ghiaccio  
Trattini Mosaico  
24x30,5

4




fROS Glim Beige  
Trattini Mosaico  
24x30,5

4




fRO2 Glim Tortora  
Trattini Mosaico  
24x30,5

4




fROZ Glim Rosso Cuore  
Trattini Mosaico  
24x30,5

4




fROW Glim Lavagna  
Trattini Mosaico  
24x30,5

4




fROV Glim Grigio Fumo  
Trattini Mosaico  
24x30,5

4




fROT Glim Blu Navy  
Trattini Mosaico  
24x30,5

4



fROY Glim Petrolio  
Trattini Mosaico  
24x30,5

4



fRO0 Glim Salvia  
Trattini Mosaico  
24x30,5

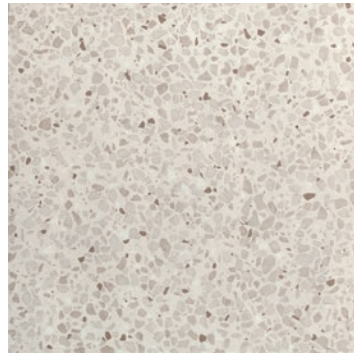
4



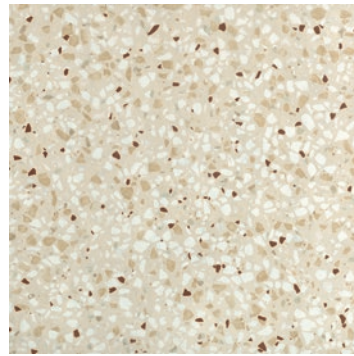
1 x 24 cm

	Unità di vendita Sales unit	MQ./Box	PZ./Box	Kg/Box	Box/PL
1	1 Box	0,513	6	8,83	72
2	1 Box	0,440	4	7,57	84
3	1 Box	0,575	6	9,10	72
4	1 Box	0,439	6	7,56	72

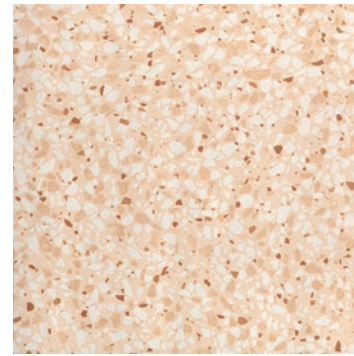




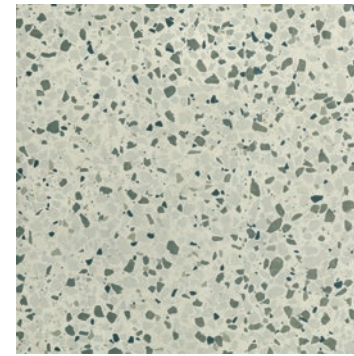
Glim Gemme Bianco V1




Glim Gemme Beige V1



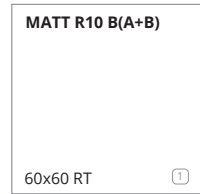
Glim Gemme Rosa V1



Glim Gemme Salvia V1



Glim Gemme Azzurro V1



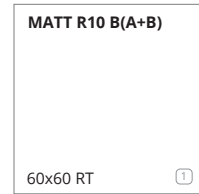
FRMI



FRXX

fRRE Glim Gemme Bianco Spigolo 0,8x60 <sup>③</sup>

fRRI Glim AE Spigolo 0,8x0,8 <sup>④</sup>



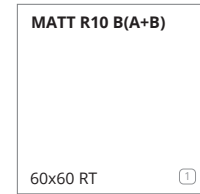
FRMH



FRXW

fRRF Glim Gemme Beige Spigolo 0,8x60 <sup>③</sup>

fRRI Glim AE Spigolo 0,8x0,8 <sup>④</sup>



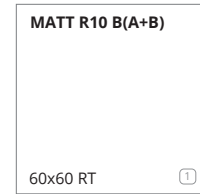
fRT7



fRXY

fRUE Glim Gemme Rosa Spigolo 0,8x60 <sup>③</sup>

fRUG Glim AE Spigolo 0,8x0,8 <sup>④</sup>



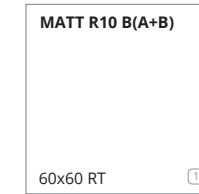
fRMN



fRZ

fRRH Glim Gemme Salvia Spigolo 0,8x60 <sup>③</sup>

fRRL Glim AE Spigolo 0,8x0,8 <sup>④</sup>



fRT8

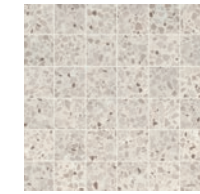


fRXV

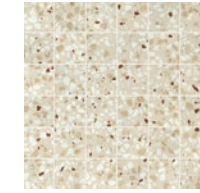
fRUD Glim Gemme Azzurro Spigolo 0,8x60 <sup>③</sup>

fRUF Glim AE Spigolo 0,8x0,8 <sup>④</sup>

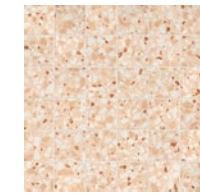
MOSAICO




fRO4 Glim Gemme Bianco Macromosaico 30x30 <sup>⑤</sup>



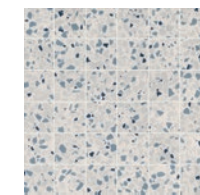
fRO3 Glim Gemme Beige Macromosaico 30x30 <sup>⑤</sup>



fRUA Glim Gemme Rosa Macromosaico 30x30 <sup>⑤</sup>



fRO7 Glim Gemme Salvia Macromosaico 30x30 <sup>⑤</sup>



fRT9 Glim Gemme Azzurro Macromosaico 30x30 <sup>⑤</sup>




5 x 5 cm




fRO9 Glim Gemme Bianco Round Mosaico 29x32,5 <sup>⑥</sup>




fRO8 Glim Gemme Beige Round Mosaico 29x32,5 <sup>⑥</sup>



fRUC Glim Gemme Rosa Round Mosaico 29x32,5 <sup>⑥</sup>



fRPC Glim Gemme Salvia Round Mosaico 29x32,5 <sup>⑥</sup>



fRUB Glim Gemme Azzurro Round Mosaico 29x32,5 <sup>⑥</sup>



Ø 2,2 cm

TRIMS

GLIM	BIANCO	BEIGE	ROSA	SALVIA	AZZURRO
Battiscopa 7,2x60 RT 3"x23 <sup>5/8"</sup>	<sup>⑦</sup>	<sup>⑦</sup>	<sup>⑦</sup>	<sup>⑦</sup>	<sup>⑦</sup>
Battiscopa Sagomato DX e SX 7,5x30 RT 3"x11 <sup>3/4"</sup>	<sup>⑧</sup>	<sup>⑧</sup>	<sup>⑧</sup>	<sup>⑧</sup>	<sup>⑧</sup>
Scalino 33x60 RT 13"x23 <sup>5/8"</sup>	<sup>⑨</sup>	<sup>⑨</sup>	<sup>⑨</sup>	<sup>⑨</sup>	<sup>⑨</sup>
Scalino Angolare 33x33 RT 13"x13"	<sup>⑨</sup>	<sup>⑨</sup>	<sup>⑨</sup>	<sup>⑨</sup>	<sup>⑨</sup>

	Unità di vendita Sales unit	MQ./Box	PZ./Box	Kg/Box	Box/PL
①	1 Box	1,080	3	23,77	40
②	1 Box	1,260	7	25,00	40
③	1 Box	-	5	-	-
④	1 Box	-	4	-	-
⑤	1 Box	0,540	6	10,20	-
⑥	1 Box	0,575	6	9,10	-
⑦	1 Box	ML 4,80	8	6,70	-
⑧	1 Box	-	8	-	-
⑨	1 Box	-	2	-	-

**UPEC**  
Classification UPEC  
Seul le site du CSTB  
fait foi, pour vérifier  
les classements  
indiqués, merci de  
consulter le site  
<https://evaluation.cstb.fr/>



WALL TILES

# LUMINA

**PURE LUMINOSITY**

Luca, eleganza e materia sono protagonisti di questa collezione di rivestimenti, pura, essenziale ed elegante.

Light, elegance and matter star in this collection of pure, essential and elegant coverings.

# Lumina 30,5x91,5 / 25x75

WALL TILES

30,5x91,5  
12"x36"

25x75  
9 7/8"x29 1/2"


SPESSORE 8,5 mm  
THICKNESS 8,5 mm

SPESSORE 3D 10,5 mm  
3D THICKNESS 10,5 mm


RT / rettificato - rectified




fOL1 Lumina White Super Matt 30,5x91,5 RT V0 ①



fIVL Lumina Bianco Gloss 30,5x91,5 RT V0 ①



fKS0 Lumina White Matt 30,5x91,5 RT V0 ①



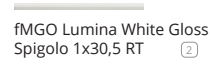
fREZ Lumina White Gloss 25x75 V0 ⑥



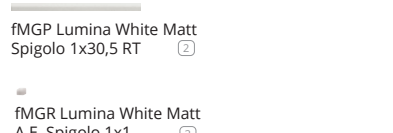
fREL Lumina White Matt 25x75 V0 ⑥



fOLY Lumina Canvas White Matt 30,5x91,5 RT V0 ④



fMGO Lumina White Gloss Spigolo 1x30,5 RT ②



fMGP Lumina White Matt Spigolo 1x30,5 RT ②



fRG8 Lumina Diamante White Gloss 25x75 V0 ⑦



fRG6 Lumina Diamante White Matt 25x75 V0 ⑦



fOL0 Lumina Flower White Matt 30,5x91,5 RT V0 ⑤



fMGQ Lumina White Gloss A.E. Spigolo 1x1 ③




fMGR Lumina White Matt A.E. Spigolo 1x1 ③



fREO Lumina Line White Gloss 25x75 V0 ⑦



fRG7 Lumina Line White Matt 25x75 V0 ⑦



fOIX Lumina Peak White Matt 30,5x91,5 RT V0 ④



fRG5 Lumina Curve White Gloss 25x75 V0 ⑦



fREN Lumina Curve White Matt 25x75 V0 ⑦



fOL2 Lumina White Super Matt Spigolo 1x30,5 RT ②



fOL3 Lumina White Matt A.E. Spigolo 1x1 ③



fREP Lumina Square White Gloss 25x75 V0 ⑦



fRG9 Lumina Square White Matt 25x75 V0 ⑦

fMGM Lumina White Gloss Spigolo 1x25 ②

fMGQ Lumina White Gloss A.E. Spigolo 1x1 ③

fMGN Lumina White Matt Spigolo 1x25 ②

fMGR Lumina White Matt A.E. Spigolo 1x1x ③

fOAX Lumina Cromo Black Listello 1,5x91,5 RT ②

fOAZ AE Listello 1x1,5 ③

fODQ Lumina Satinato Orange Listello 0,5x91,5 RT ②

fODR AE Listello 0,5x0,5 ③

fLBD Lumina White Gloss Q. Round 1x25 ②

fLOP Lumina White Matt Q. Round 1x25 ②

fOAY Lumina Satinato Black Listello 1,5x91,5 RT ②

fOAO AE Listello 1x1,5 ③

fMUN Lumina Satinato Silver Micromatita 0,7x91,5 RT ②

fKGK Lumina Cromo Silver Listello 1,5x75 ②

fNJ5 AE Listello 1x1,5 ③

fK6L Lumina 75 Satinato Silver Listello 1,5x75 ②

fNJ6 AE Listello 1x1,5 ③

fMUK Lumina Cromo Silver Listello 1,5x91,5 RT ②

fNJ5 AE Listello 1x1,5 ③

fMUM Lumina Cromo Silver Micromatita 0,7x91,5 RT ②

fNLH Lumina Satinato Blu Micromatita 0,7x75 ②

fMUL Lumina Satinato Copper Listello 1,5x91,5 RT ②

fOA1 AE Listello 1x1,5 ③

fMUO Lumina Satinato Blu Micromatita 0,7x91,5 RT ②

fOK0 Lumina Satinato Copper Listello 1,5x75 ②


fOA1 AE Listello 1x1,5 ③

fOL8 Lumina Satinato Bronze Listello 1,5x91,5 RT ②

fOL9 AE Listello 1x1,5 ③

fMUP Lumina Satinato Fumé Micromatita 0,7x91,5 RT ②

	Unità di vendita Sales unit	MQ./Box	PZ./Box	Kg/Box	Box/PL
①	1 Box	1,395	5	22,50	42
②	1 Box	-	5	-	-
③	1 Box	-	4	-	-
④	1 Box	1,116	4	22,50	42
⑤	1 Box	1,395	5	20,00	42
⑥	1 Box	1,500	8	23,20	42
⑦	1 Box	1,3125	7	21,35	42





WALL TILES

# LUMINA SAND ART

WHEN SAND BECOMES ART

La bellezza trae origine da uno dei gesti più semplici e spontanei che accomuna tutti e riporta alle sensazioni e alla tattilità dell'infanzia, disegnare forme nella sabbia.

Beauty originates from one of the simplest and most spontaneous gestures that unites everyone and evokes feelings and sensations of our childhood, drawing shapes in the sand.

# Lumina Sand Art

WALL TILES

50x120  
19<sup>5/8</sup>"x47<sup>1/4</sup>"

SPESSORE 8,5 mm  
THICKNESS 8,5 mm

SPESSORE 3D 10,5 mm  
3D THICKNESS 10,5 mm

RT / rettificato - rectified



fPK4 Lumina White Gloss 50x120 RT

V0  
①

fPK9 Lumina White Gloss Spigolo 1x50 RT ③

▲ fPLB A.E. Spigolo 1x1 ④



fPK5 Lumina White Extra Matt 50x120 RT

V0  
①



fPK6 Lumina Blossom White Extra Matt 50x120 RT

V0  
②



fPK8 Lumina Touch White Extra Matt 50x120 RT

V0  
②



fPK7 Lumina Stripes White Extra Matt 50x120 RT

V0  
②

fPLA Lumina White Extra Matt Spigolo 1x50 RT ③

▲ fPLC A.E. Spigolo 1x1 ④

AVVERTENZE PER LA POSA IN OPERA DEGLI ARTICOLI BLOSSOM, STRIPES E TOUCH: posare il prodotto facendo combaciare i movimenti tridimensionali fra una piastrella e l'altra. Le frecce sul retro non sono indicative del verso di posa.

N.B. FOR ON-SITE LAYING OF THE ITEMS BLOSSOM, STRIPES AND TOUCH: make sure the three-dimensional patterns of the tiles match. The arrows on the back do not indicate the laying direction.

AVERTISSEMENTS POUR LA POSE DES ARTICLES BLOSSOM, STRIPES ET TOUCH: poser le produit en faisant coïncider les mouvements tridimensionnels entre un carreau et l'autre. Les flèches situées à l'arrière n'indiquent pas l'orientation de la pose.

HINWEIS FÜR DIE VERLEGUNG DER ARTIKEL BLOSSOM, STRIPES UND TOUCH: Achten Sie bei der Verlegung darauf, dass die dreidimensionalen Bewegungen zwischen den Fliesen jeweils zusammenpassen. Die Pfeile auf der Rückseite geben keine Hinweise auf die Verlegerichtung.

ADVERTENCIAS PARA LA COLOCACIÓN DE LOS ARTÍCULOS BLOSSOM, STRIPES Y TOUCH: colocar el producto de manera que coincidan los movimientos tridimensionales entre un azulejo y otro. Las flechas de la parte posterior no indican la dirección de colocación.

ИНСТРУКЦИИ ПО УКЛАДКЕ ПЛИТКИ BLOSSOM, STRIPES И TOUCH: расположите плитки таким образом, чтобы трехмерные мотивы на каждой из них соответствовали друг другу. Стрелки на обратной стороне не указывают на направление укладки.

	Unità di vendita Sales unit	MQ./Box	PZ./Box	Kg/Box	Box/PL
①	1 Box	1,800	3	30,60	35
②	1 Box	1,800	3	30,60	30
③	1 Box	-	5	-	-
④	1 Box	-	4	-	-



Lumina Sand Art Blossom White Extra Matt



Lumina Sand Art Touch White Extra Matt



Lumina Sand Art Stripes White Extra Matt



WALL TILES

# LUMINA STONE

**UNMATCHED SOPHISTICATION**

Superfici 3d squisitamente decorative, grazie a incisioni, scalfiture e scalpellature assolutamente inedite per la ceramica.

Exquisitely decorative 3d surfaces with absolutely unique ceramic incisions, scratches and chiselled effects.

# Lumina Stone

WALL TILES

30,5x91,5  
12"x36"

SPESSORE 8,5 mm  
THICKNESS 8,5 mm

SPESSORE 3D 10,5 mm  
3D THICKNESS 10,5 mm


RT / rettificato - rectified



FOIN Lumina Stone Light 30,5x91,5 RT V1 ①



FOIM Lumina Stone Grey 30,5x91,5 RT V1 ①



FOIK Lumina Stone Beige 30,5x91,5 RT V1 ①



FOIQ Lumina Stone Edge Light 30,5x91,5 RT V1 ②



FOIP Lumina Stone Edge Grey 30,5x91,5 RT V1 ②



FOIO Lumina Stone Edge Beige 30,5x91,5 RT V1 ②



FOIU Lumina Stone Peak Light Matt 30,5x91,5 RT V1 ②



FOIT Lumina Stone Peak Grey 30,5x91,5 RT V1 ②



FOIS Lumina Stone Peak Beige 30,5x91,5 RT V1 ②



FOIW Lumina Stone Rock Light 30,5x91,5 RT V1 ②



FOIV Lumina Stone Rock Grey 30,5x91,5 RT V1 ②



FOLW Lumina Stone Rock Beige 30,5x91,5 RT V1 ②

fOLM Lumina Stone Light Spigolo 1x30,5 RT ③

fOLP A.E. Spigolo 1x1 ④

fOLL Lumina Stone Grey Spigolo 1x30,5 RT ③

fOLO A.E. Spigolo 1x1 ④




FOIR Lumina Stone Flower Beige 30,5x91,5 RT V1 ①

fOLK Lumina Stone Beige Spigolo 1x30,5 RT ③

fOLN A.E. Spigolo 1x1 ④

## MOSAICO ANTICATO



fOMR Lumina Stone Light Mosaico Anticato 30,5x30,5 ⑤



fOMQ Lumina Stone Grey Mosaico Anticato 30,5x30,5 ⑤



fOMP Lumina Stone Beige Mosaico Anticato 30,5x30,5 ⑤




1,7 x 1,7 cm



fOMO Lumina Stone Light Brick Mosaico Anticato 30,5x30,5 ⑤



fOMN Lumina Stone Grey Brick Mosaico Anticato 30,5x30,5 ⑤



fOMM Lumina Stone Beige Brick Mosaico Anticato 30,5x30,5 ⑤



1,2 x 2,4 cm



fOML Lumina Stone Light Brick Macromosaico Anticato 30,5x30,5 ⑤



fOMK Lumina Stone Grey Brick Macromosaico Anticato 30,5x30,5 ⑤



fOMJ Lumina Stone Beige Brick Macromosaico Anticato 30,5x30,5 ⑤



2,4 x 4,8 cm

fOAX Lumina Cromo Black Listello 1,5x91,5 RT ③

fOAZ AE Listello 1x1,5 ④

fOAY Lumina Satinato Black Listello 1,5x91,5 RT ③

fOAO AE Listello 1x1,5 ④

fMUK Lumina Cromo Silver Listello 1,5x91,5 RT ③

fNJS AE Listello 1x1,5 ④

fMUL Lumina Satinato Copper Listello 1,5x91,5 RT ③

fOA1 AE Listello 1x1,5 ④

fMUN Lumina Satinato Silver Micromatita 0,7x91,5 RT ③

fMUM Lumina Cromo Silver Micromatita 0,7x91,5 RT ③

fMUO Lumina Satinato Blu Micromatita 0,7x91,5 RT ③

fMUP Lumina Satinato Fumé Micromatita 0,7x91,5 RT ③

fOL8 Lumina Satinato Bronze Listello 1,5x91,5 RT ③

fOL9 AE Listello 1x1,5 ④

## WALL/FLOOR

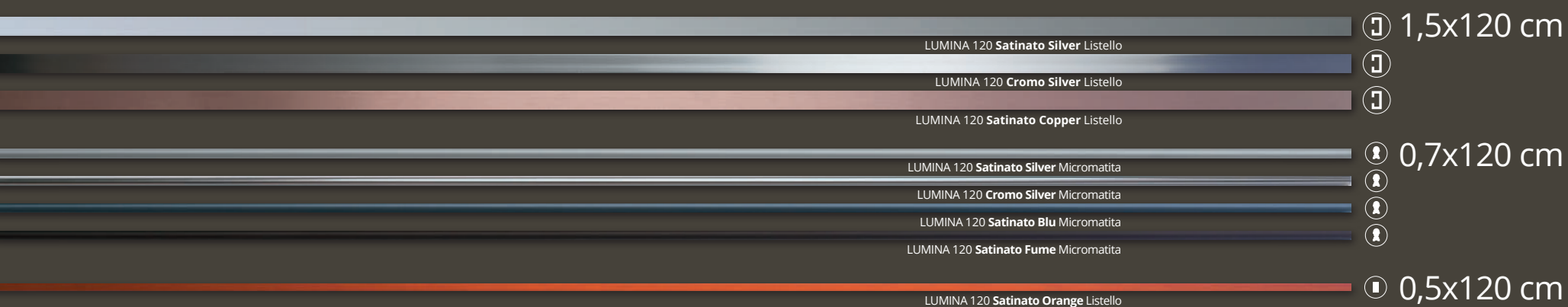

WALL	LUMINA STONE	LIGHT	GREY	BEIGE
FLOOR	FAPNEST	TUTTI I COLORI ALL COLOURS	BROWN NATURAL MAPLE OAK	NATURAL OAK SILVER
	MILANO&FLOOR	TUTTI I COLORI ALL COLOURS	CORTEN	BEIGE CORTEN
	NUX	DARK TAUPE WHITE	DARK GREY TAUPE	BEIGE DARK TAUPE

UTILIZZARE STUCCHI IN TINTA / USE MATCHING GROUTS

	Unità di vendita Sales unit	MQ./Box	PZ./Box	Kg/Box	Box/PL
①	1 Box	1,395	5	20,60	42
②	1 Box	1,116	4	18,90	42
③	1 Box	-	5	-	-
④	1 Box	-	4	-	-
⑤	1 Box	0,558	6	7,20	-



# LISTELLI METAL



LUMINA 160 **Satinato Orange** Listello

0,5x160 cm






GRES PORCELLANATO & WALL TILES

# MAKU

**ESSENTIAL EMOTIONS**

Maku, collezione di pavimenti e rivestimenti in gres porcellanato e pasta bianca, che s'ispira all'eterno fascino della pietra naturale.

Maku rock effect wall tiles in porcelain stoneware and white body floor tiles collection draws inspiration from the eternal charm of natural stone.



Maku Dark V2



Maku Grey V2



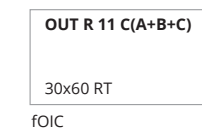
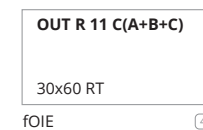
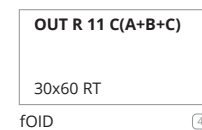
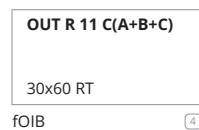
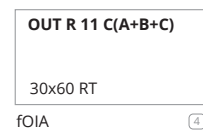
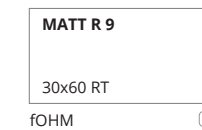
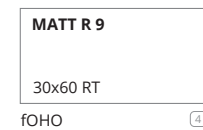
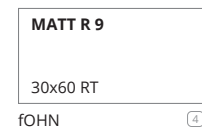
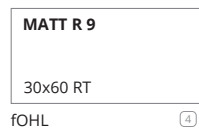
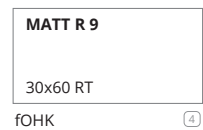
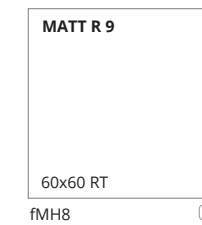
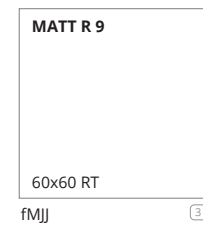
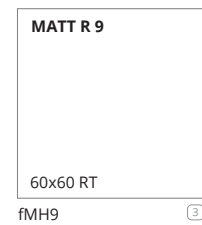
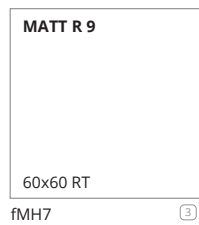

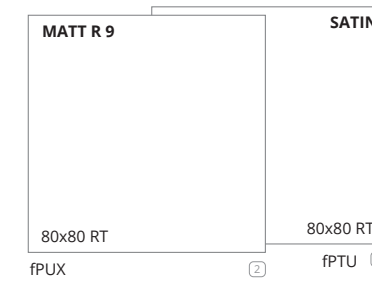
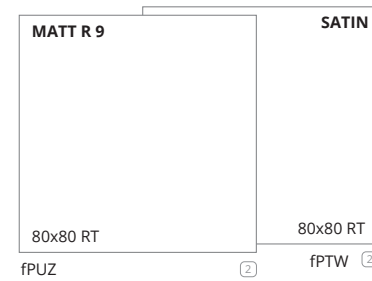
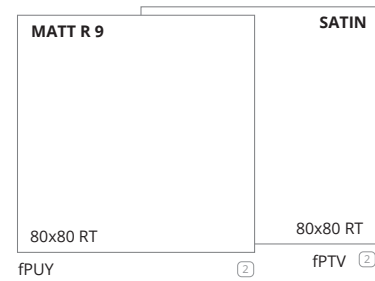
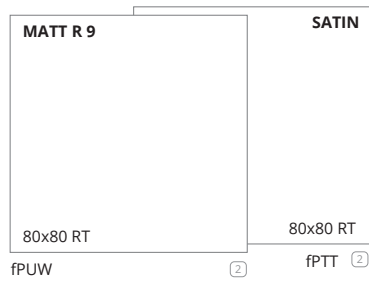
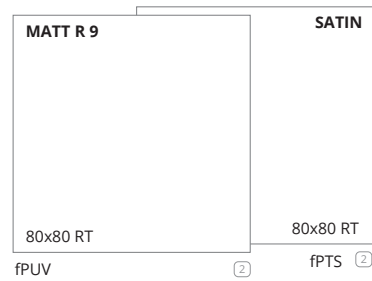

Maku Nut V2



Maku Sand V2




Maku Light V2



**Classification UPEC**  
Seul le site du CSTB fait foi, pour vérifier les classements indiqués, merci de consulter le site <https://evaluation.cstb.fr/>

	Unità di vendita Sales unit	MQ./Box	PZ./Box	Kg/Box	Box/PL
①	1 Box	2,880	2	61,58	20
②	1 Box	1,280	2	24,90	48
③	1 Box	1,080	3	23,32	40
④	1 Box	1,260	7	25,00	40

MOSAICO ANTICATO



MOSAICO OUT



	Unità di vendita Sales unit	MQ./Box	PZ./Box	Kg/Box	Box/PL
①	1 Box	0,540	6	10,20	60
②	1 Box	6,40 ML	8	8,24	-
③	1 Box	4,80 ML	8	6,70	-
④	1 Box	-	8	3,55	-
⑤	1 Box	-	2	-	-



TRIMS

MAKU	DARK	GREY	NUT	SAND	LIGHT
Battiscopa 7,2x80 RT 3"x31 <sup>1/2</sup> "	Matt Satin ②	Matt Satin ②	Matt Satin ②	Matt Satin ②	Matt Satin ②
Battiscopa 7,2x60 RT 3"x23 <sup>5/8</sup> "	Matt ③	Matt ③	Matt ③	Matt ③	Matt ③
Battiscopa Sagomato DX 7,2x30 RT 3"x11 <sup>3/4</sup> "	Matt Satin ④	Matt Satin ④	Matt Satin ④	Matt Satin ④	Matt Satin ④
Battiscopa Sagomato SX 7,2x30 RT 3"x11 <sup>3/4</sup> "	Matt Satin ④	Matt Satin ④	Matt Satin ④	Matt Satin ④	Matt Satin ④
Scalino 33x120 RT 13"x47 <sup>1/4</sup> "	-	Matt ⑤	Matt ⑤	Matt ⑤	Matt ⑤
Scalino 33x80 RT 13"x31 <sup>1/2</sup> "	Matt Satin ⑤	Matt Satin ⑤	Matt Satin ⑤	Matt Satin ⑤	Matt Satin ⑤
Scalino 33x60 RT 13"x23 <sup>5/8</sup> "	Matt ⑤	Matt ⑤	Matt ⑤	Matt ⑤	Matt ⑤
Scalino Angolare 33x33 RT 13"x13"	Matt Satin ⑤	Matt Satin ⑤	Matt Satin ⑤	Matt Satin ⑤	Matt Satin ⑤
Elemento L OUT 15x60 RT 5 <sup>7/8</sup> "x23 <sup>5/8</sup> "	OUT ⑤	OUT ⑤	OUT ⑤	OUT ⑤	OUT ⑤



fRE0 Maku Grey 25x75 V2  
①



fRHI Maku Rock Grey 25x75 V2  
②



fRFB Maku Light 25x75 V2  
①



fREM Maku Rock Light 25x75 V2  
②



fRE1 Maku Nut 25x75 V2  
①



fRHJ Maku Rock Nut 25x75 V2  
②

fMKC Maku Grey Spigolo 1x25 ③

fMKF A.E. Spigolo 1x1 ④

fMKD Maku Light Spigolo 1x25 ③

fMKG A.E. Spigolo 1x1 ④

fMKE Maku Nut Spigolo 1x25 ③

fMKH A.E. Spigolo 1x1 ④


## MOSAICO ANTICATO



fMJ6 Maku Grey Brick Mosaico Anticato 30,5x30,5 ⑤



fMJ7 Maku Light Brick Mosaico Anticato 30,5x30,5 ⑤



fMJ8 Maku Nut Brick Mosaico Anticato 30,5x30,5 ⑤



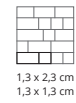
fMJ9 Maku Grey Random Mosaico Anticato 30,5x30,5 ⑤



fMKA Maku Light Random Mosaico Anticato 30,5x30,5 ⑤



fMKB Maku Nut Random Mosaico Anticato 30,5x30,5 ⑤



## MOSAICO



fMML Fap Mosaici Ramage White Mosaico\*\* 30,5x30,5 ⑥



fK6L Lumina Satinato Silver Listello 1,5x75 ②

fNJ6 AE Listello 1x1,5 ③

	Unità di vendita Sales unit	MQ./Box	PZ./Box	Kg/Box	Box/PL
①	1 Box	1,500	8	22,40	42
②	1 Box	1,3125	7	19,95	42
③	1 Box	-	5	-	-
④	1 Box	-	4	-	-
⑤	1 Box	0,558	6	8,20	72
⑥	1 Box	0,558	6	8,20	84



**Classification WaliPEC**  
Seul le site du CSTB fait foi, pour vérifier les classements indiqués, merci de consulter le site <https://evaluation.cstb.fr/>



Wall: Maku Nut & Rock Nut - Floor: Maku Nut



WALL TILES

# MAT&MORE

TACTILE & SHINE

Una superficie innovativa  
che fa del contrasto un'arte.

An innovative surface  
that makes contrast an art.



fRGF Mat&More White 25x75 V1 1



fRH6 Mat&More Deco White 25x75 V1 1



fRH8 Mat&More Domino White 25x75 V1 2



fRGE Mat&More Beige 25x75 V1 1



fRE3 Mat&More Deco Beige 25x75 V1 1



fRH7 Mat&More Domino Beige 25x75 V1 2



fRH1 Mat&More Taupe 25x75 V1 1



fRH5 Mat&More Deco Taupe 25x75 V1 1



fRH9 Mat&More Domino Taupe 25x75 V1 2



fRH0 Mat&More Grey 25x75 V1 1



fREQ Mat&More Domino Grey 25x75 V1 2



fRE2 Mat&More Azure 25x75 V1 1



fRH2 Mat&More Deco Azure 25x75 V1 1



fRHZ Mat&More Brown 25x75 V1 1

fOVV Mat&More White Spigolo 1x25 3

fOVR Mat&More Beige Spigolo 1x25 3

fOVU Mat&More Taupe Spigolo 1x25 3

fOVT Mat&More Grey Spigolo 1x25 3

fOVQ Mat&More Azure Spigolo 1x25 3

fOVS Mat&More Brown Spigolo 1x25 3

fOV1 A.E. Spigolo 1x1 4

fOVX A.E. Spigolo 1x1 4

fOV0 A.E. Spigolo 1x1 4

fOVZ A.E. Spigolo 1x1 4

fOWA A.E. Spigolo 1x1 4

fOVY A.E. Spigolo 1x1 4

MOSAICO




fOW9 Mat&More White Mosaico 30,5x30,5 5




fOW5 Mat&More Beige Mosaico 30,5x30,5 5




fOW8 Mat&More Taupe Mosaico 30,5x30,5 5



fOW7 Mat&More Grey Mosaico 30,5x30,5 5



fOW4 Mat&More Azure Mosaico 30,5x30,5 5




fOW6 Mat&More Brown Mosaico 30,5x30,5 5



1,7 x 1,7 cm



fOXW Mat&More Metal Brown Inserto Mix 3 25x75 6



fOXY Mat&More Metal Blue Inserto Mix 3 25x75 6



	Unità di vendita Sales unit	MQ./Box	PZ./Box	Kg/Box	Box/PL
<span style="border: 1px solid black; border-radius: 50%; padding: 2px;">1</span>	1 Box	1,500	8	22,40	42
<span style="border: 1px solid black; border-radius: 50%; padding: 2px;">2</span>	1 Box	1,3125	7	19,95	42
<span style="border: 1px solid black; border-radius: 50%; padding: 2px;">3</span>	1 Box	-	5	-	-
<span style="border: 1px solid black; border-radius: 50%; padding: 2px;">4</span>	1 Box	-	4	-	-
<span style="border: 1px solid black; border-radius: 50%; padding: 2px;">5</span>	1 Box	0,558	6	8,20	72
<span style="border: 1px solid black; border-radius: 50%; padding: 2px;">6</span>	1 Box	-	2 Mix	5,60	-

- fOVV Mat&More White Spigolo 1x25 3
- fOVR Mat&More Beige Spigolo 1x25 3
- fOVU Mat&More Taupe Spigolo 1x25 3
- fOVT Mat&More Grey Spigolo 1x25 3
- fOVQ Mat&More Azure Spigolo 1x25 3
- fOVS Mat&More Brown Spigolo 1x25 3
- fOV1 A.E. Spigolo 1x1 4
- fOVX A.E. Spigolo 1x1 4
- fOV0 A.E. Spigolo 1x1 4
- fOVZ A.E. Spigolo 1x1 4
- fOWA A.E. Spigolo 1x1 4
- fOVY A.E. Spigolo 1x1 4

WALL/FLOOR

WALL	MAT&MORE	AZURE	BEIGE	BROWN	GREY	TAUPE	WHITE
FLOOR	FAPNEST	TUTTI I COLORI ALL COLOURS	BROWN NATURAL OAK	BROWN	BROWN OAK SILVER	BROWN NATURAL OAK	TUTTI I COLORI ALL COLOURS
	MILANO&FLOOR	CORTEN TORTORA	BEIGE CORTEN	-	TORTORA	CORTEN	TORTORA
	NUX	-	BEIGE	-	GREY	-	-

UTILIZZARE STUCCHI IN TINTA / USE MATCHING GROUTS



GRES PORCELLANATO & WALL TILES

# MILANO MOOD

## PURE MODERNITY

Nuove superfici extra matt in sofisticate  
nuance pastose, fluide e suadenti  
patinate di grigio. Moderna semplicità  
per una eleganza eterna.

New ultra-matt surfaces in sophisticated  
pastel, fluid and mellow shades of grey.  
Modern simplicity that exudes  
eternal elegance.



Milano Mood Biscotto V1



Milano Mood Sabbia V1




Milano Mood Ghiaccio V1





Milano Mood Antracite V1



Milano Mood Cemento V1



Milano Mood Nebbia V1



	Unità di vendita Sales unit	MQ./Box	PZ./Box	Kg/Box	Box/PL
①	1 Box	2,880	2	61,58	20
②	1 Box	1,440	2	33,33	35
③	1 Box	1,280	2	24,90	48

**UPEC**  
Classification UPEC  
Seul le site du CSTB  
fait foi, pour vérifier  
les classements  
indiqués, merci de  
consulter le site  
<https://evaluation.cstb.fr/>



# Milano Mood Gres Porcellanato

GRES PORCELLANATO

120x120  
47 1/4" x 47 1/4"

60x120  
23 5/8" x 47 1/4"

80x80  
31 1/2" x 31 1/2"

SPESSORE 9 mm  
THICKNESS 9 mm

RT / rettificato - rectified



Milano Mood Gocce Nebbia

V1



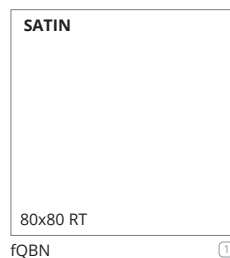
Milano Mood Gocce Ghiaccio

V1



fQBO

①



fQBN

①

	Unità di vendita Sales unit	MQ./Box	PZ./Box	Kg/Box	Box/PL
①	1 Box	1,280	2	24,90	48
②	1 Box	0,540	6	9,60	60
③	1 Box	ML 6,00	5	7,70	-
④	1 Box	ML 6,40	8	8,24	-
⑤	1 Box	-	8	-	-
⑥	1 Box	-	2	-	-




**Classification UPEC**  
Seul le site du CSTB fait foi, pour vérifier les classements indiqués, merci de consulter le site <https://evaluation.cstb.fr/>

## MACROMOSAICO



fQHH Milano Mood Biscotto Macromosaico Satin 30x30

②



fQHL Milano Mood Sabbia Macromosaico Satin 30x30

②




fQHI Milano Mood Ghiaccio Macromosaico Satin 30x30

②




fQHG Milano Mood Antracite Macromosaico Satin 30x30

②



fQJ Milano Mood Cemento Macromosaico Satin 30x30

②

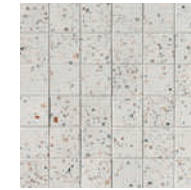


fQHK Milano Mood Nebbia Macromosaico Satin 30x30

②

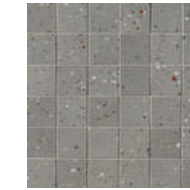


5 x 5 cm



fQHM Milano Mood Gocce Ghiaccio Macromosaico Satin 30x30

②



fQHN Milano Mood Gocce Nebbia Macromosaico Satin 30x30

②



5 x 5 cm

## TRIMS

MILANO MOOD	BISCOTTO	SABBIA	GHIACCIO	ANTRACITE	CEMENTO	NEBBIA	GOCCHE NEBBIA	GOCCHE GHIACCIO
Battiscopa 7,2x120 RT 3"x47 1/4"	Matt R9 ③	Matt R9 ③	Matt R9 ③	Matt R9 ③	Matt R9 ③	Matt R9 ③	-	-
Battiscopa 7,2x80 RT 3"x31 1/2"	Satin ④	Satin ④	Satin ④	Satin ④	Satin ④	Satin ④	Satin ④	Satin ④
Battiscopa Sagomato DX e SX 7,2x30 RT 3"x11 3/4"	Matt R9 / Satin ⑤	Matt R9 / Satin ⑤	Matt R9 / Satin ⑤	Matt R9 / Satin ⑤	Matt R9 / Satin ⑤	Matt R9 / Satin ⑤	Satin ⑤	Satin ⑤
Scalino 33x120 RT 13"x47 1/4"	Matt R9 ⑥	Matt R9 ⑥	Matt R9 ⑥	Matt R9 ⑥	Matt R9 ⑥	Matt R9 ⑥	-	-
Scalino Angolare 33x33 RT 13"x13"	Satin Matt R9 / R10 ⑥	Satin Matt R9 / R10 ⑥	Satin Matt R9 / R10 ⑥	Satin Matt R9 / R10 ⑥	Satin Matt R9 / R10 ⑥	Satin Matt R9 / R10 ⑥	Satin ⑥	Satin ⑥
Scalino 33x80 RT 13"x31 1/2"	Satin Matt R10 ⑥	Satin Matt R10 ⑥	Satin Matt R10 ⑥	Satin Matt R10 ⑥	Satin Matt R10 ⑥	Satin Matt R10 ⑥	Satin ⑥	Satin ⑥

# Milano Mood Wall Tiles

WALL TILES

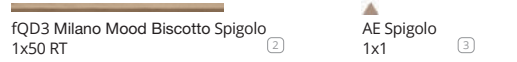
50x120  
19<sup>5/8</sup>"x47<sup>1/4</sup>"

SPESSORE 8,5 mm  
THICKNESS 8,5 mm

RT / rettificato - rectified



fQAS Milano Mood Biscotto 50x120 RT ① V1




fQD3 Milano Mood Biscotto Spigolo 1x50 RT ② AE Spigolo 1x1 ③



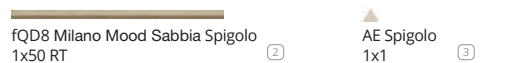
fQAV Milano Mood Cipria 50x120 RT ① V1




fQD5 Milano Mood Cipria Spigolo 1x50 RT ② AE Spigolo 1x1 ③



fQAY Milano Mood Sabbia 50x120 RT ① V1



fQD8 Milano Mood Sabbia Spigolo 1x50 RT ② AE Spigolo 1x1 ③



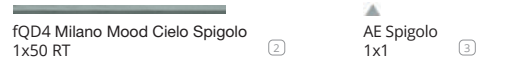
fQAR Milano Mood Acquamarina 50x120 RT ① V1



fQD2 Milano Mood Acquamarina Spigolo 1x50 RT ② AE Spigolo 1x1 ③



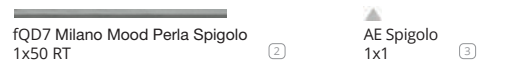
fQAU Milano Mood Cielo 50x120 RT ① V1




fQD4 Milano Mood Cielo Spigolo 1x50 RT ② AE Spigolo 1x1 ③



fQAX Milano Mood Perla 50x120 RT ① V1



fQD7 Milano Mood Perla Spigolo 1x50 RT ② AE Spigolo 1x1 ③




fQAW Milano Mood Ghiaccio 50x120 RT ① V1




fQD6 Milano Mood Ghiaccio Spigolo 1x50 RT ② AE Spigolo 1x1 ③



fQDE Milano Mood Texture Archi 50x120 RT ①



fQDF Milano Mood Texture Triangoli 50x120 RT ①



fQDD Milano Mood Flower Cipria 50x120 RT ①



fQDC Milano Mood Flower Blu 50x120 RT ①



fQDH Milano Mood Tropical Sabbia 50x120 RT ①



fQDG Milano Mood Tropical Bianco e Nero 50x120 RT ①



fQDI Milano Mood Tropical Verde 50x120 RT ①

AVVERTENZE PER LA POSA IN OPERA DEGLI ARTICOLI MILANO MOOD: posare il prodotto facendo combaciare la grafica fra una piastrella e l'altra. Le frecce sul retro non sono indicative del verso di posa.

TIPS FOR INSTALLING THE MILANO MOOD PRODUCTS: lay the tiles by matching the patterns. The arrows on the back do not indicate the laying direction.

AVERTISSEMENTS POUR LA POSE DES ARTICLES MILANO MOOD: poser le produit en faisant coïncider le graphisme entre un carreau et l'autre. Les flèches au verso n'indiquent pas le sens de la pose.

HINWEISE FÜR DAS VERLEGEN DER ARTIKEL MILANO MOOD: Das Produkt so verlegen, dass die Grafik der einzelnen Fliesen übereinstimmt. Die Pfeile auf der Rückseite geben keinen Hinweis zur Verlegerichtung.

ADVERTENCIA PARA LA COLOCACIÓN DE LOS ARTÍCULOS MILANO MOOD: colocar el producto haciendo coincidir los dibujos entre las placas. Las flechas en la parte trasera no indican la dirección de colocación.


Инструкции для укладки плитки MILANO MOOD: уложите плитки в соответствии с нанесенным рисунком. Стрелки на обратной стороне не указывают на направление укладки.

Eventuali piccoli disallineamenti nella continuità grafica fra una piastrella e l'altra, sono una caratteristica intrinseca di questa tipologia di prodotto.


Any small misalignments in the continuity between different tiles are normal for this type of product.

	Unità di vendita Sales unit	MQ./Box	PZ./Box	Kg/Box	Box/PL
①	1 Box	1,800	3	31,50	35
②	1 Box	-	5	-	-
③	1 Box	-	4	-	-


MOSAICO




fQEV Milano Mood Biscotto Mosaico 30,5x30,5 ①



fQEW Milano Mood Cielo Mosaico 30,5x30,5 ①



fQEX Milano Mood Cipria Mosaico 30,5x30,5 ①




fQEU Milano Mood Acquamarina Mosaico 30,5x30,5 ①



fQEY Milano Mood Ghiaccio Mosaico 30,5x30,5 ①



fQE0 Milano Mood Sabbia Mosaico 30,5x30,5 ①



fQEZ Milano Mood Perla Mosaico 30,5x30,5 ①




1,8 x 1,8 cm

MOSAICO ARCHS



fQKV Milano Mood Sabbia Biscotto Archs Mosaico 28,2x31 ②



fQKT Milano Mood Cielo Perla Archs Mosaico 28,2x31 ②



fQKU Milano Mood Cipria Biscotto Archs Mosaico 28,2x31 ②



fQKS Milano Mood Acquamarina Perla Archs Mosaico 28,2x31 ②

fPQ8 Lumina Cromo Silver Listello 1,5x120 RT ③ AE Listello 1x1,5 ④

fPQA Lumina Satinato Silver Listello 1,5x120 RT ③ AE Listello 1x1,5 ④

fPQ9 Lumina Satinato Copper Listello 1,5x120 RT ③ AE Listello 1x1,5 ④

fQLR Lumina Satinato Orange Listello 0,5x120 RT ③ AE Listello 0,5x0,5 ④


fQLQ Lumina Satinato Silver Micromatita 0,7x120 RT ③

fQLN Lumina Cromo Silver Micromatita 0,7x120 RT ③

fQLO Lumina Satinato Blu Micromatita 0,7x120 RT ③

fQLP Lumina Satinato Fumé Micromatita 0,7x120 RT ③

	Unità di vendita Sales unit	MQ./Box	PZ./Box	Kg/Box	Box/PL
①	1 Box	0,558	6	8,20	72
②	1 Box	0,524	6	9,57	60
③	1 Box	-	5	-	-
④	1 Box	-	4	-	-



Milano Mood Acquamarina Mosaico



Milano Mood Cipria Biscotto Archs Mosaico



GRES PORCELLANATO

# MILANO &FLOOR

## CONTEMPORARY COMFORT

Invita al tatto, cattura la luce, affascina con superfici matt volutamente irregolari, dall'appeal contemporaneo.

An invitation to touch, capturing the light and charming with their deliberately irregular matt surface with a contemporary appeal.



Milano & Floor Grigio V1



Milano & Floor Bianco V1




Milano & Floor Tortora V1




Milano & Floor Beige V1




Milano & Floor Corten V2




fOPW ①




fOPV ①



fOPX ①




fOPU ①



fNRF ②



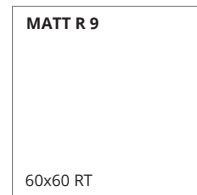
fOHS ③



fNRD ②




fOHQ ③



fNRG ②



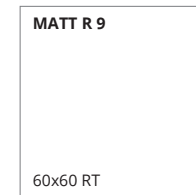
fOHT ③



fNRE ②




fOHP ③




fNRH ②



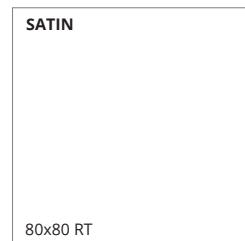
fOHR ③



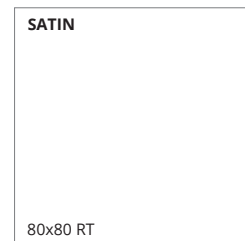
fPPQ ④



fPPP ④



fPPR ④



fPPO ④



fPTX ④

	Unità di vendita Sales unit	MQ./Box	PZ./Box	Kg/Box	Box/PL
①	1 Box	2,880	2	61,58	20
②	1 Box	1,080	3	21,00	40
③	1 Box	1,260	7	24,50	40
④	1 Box	1,280	2	24,90	48



**Classification UPEC**  
Seul le site du CSTB fait foi, pour vérifier les classements indiqués, merci de consulter le site <https://evaluation.cstb.fr/>

# Milano & Floor

GRES PORCELLANATO

120x120  
47<sup>1/4</sup>"x47<sup>1/4</sup>"

80x80  
31<sup>1/2</sup>"x31<sup>1/2</sup>"

60x60  
23<sup>5/8</sup>"x23<sup>5/8</sup>"

30x60  
11<sup>3/4</sup>"x23<sup>5/8</sup>"

SPESSORE 9 mm  
THICKNESS 9 mm

RT / rettificato - rectified

## MOSAICO



## MOSAICO ANTICATO



## TRIMS

MILANO & FLOOR	GRIGIO	BIANCO	TORTORA	BEIGE	CORTEN
Battiscopa 7,2x120 RT 3"x47 <sup>1/4</sup> "	Matt ③	Matt ③	Matt ③	Matt ③	-
Battiscopa 7,2x80 RT 3"x31 <sup>1/2</sup> "	Satin ④	Satin ④	Satin ④	Satin ④	Satin ④
Battiscopa 7,2x60 RT 3"x23 <sup>5/8</sup> "	Matt ⑤	Matt ⑤	Matt ⑤	Matt ⑤	Matt ⑤
Battiscopa Sagomato DX 7,2x30 RT 3"x11 <sup>3/4</sup> "	Matt Satin ⑥	Matt Satin ⑥	Matt Satin ⑥	Matt Satin ⑥	Matt Satin ⑥
Battiscopa Sagomato SX 7,2x30 RT 3"x11 <sup>3/4</sup> "	Matt Satin ⑥	Matt Satin ⑥	Matt Satin ⑥	Matt Satin ⑥	Matt Satin ⑥
Scalino 33x120 RT 13"x47 <sup>1/4</sup> "	Matt ⑦	Matt ⑦	Matt ⑦	Matt ⑦	-
Scalino 33x80 RT 13"x31 <sup>1/2</sup> "	Satin ⑦	Satin ⑦	Satin ⑦	Satin ⑦	Satin ⑦
Scalino 33x60 RT 13"x23 <sup>5/8</sup> "	Matt ⑦	Matt ⑦	Matt ⑦	Matt ⑦	Matt ⑦
Scalino Angolare 33x33 RT 13"x13"	Matt Satin ⑦	Matt Satin ⑦	Matt Satin ⑦	Matt Satin ⑦	Matt Satin ⑦



	Unità di vendita Sales unit	MQ./Box	PZ./Box	Kg/Box	Box/PL
①	1 Box	0,575	6	9,10	72
②	1 Box	0,540	6	9,50	60
③	1 Box	ML 6,00	5	7,70	-
④	1 Box	ML 6,40	8	8,24	-
⑤	1 Box	ML 4,80	8	6,88	-
⑥	1 Box	-	8	-	-
⑦	1 Box	-	2	-	-



GRES PORCELLANATO

# NATIVA

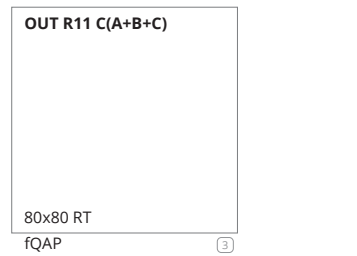
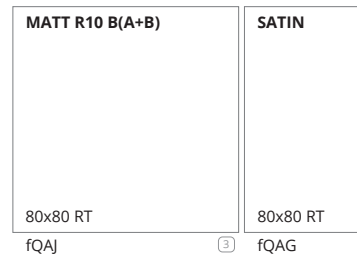
## BACK TO NATURE

Nativa celebra la pietra e ne rinnova l'estetica secondo un linguaggio contemporaneo, lasciandone intatta la prorompente, ancestrale bellezza.

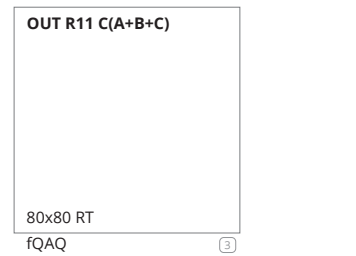
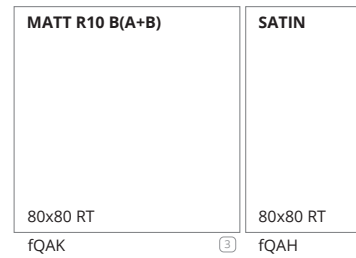
Nativa celebrates stone and updates its aesthetic to take on a more contemporary look, preserving its overwhelming ancestral beauty.



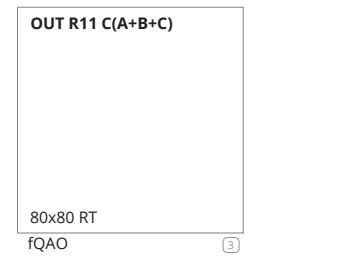
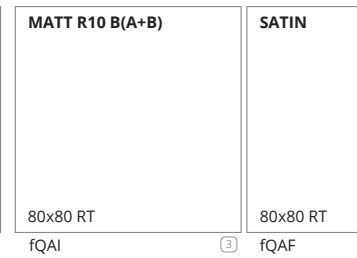

Nativa Sand V3



Nativa White V3



Nativa Grey V3



MOSAICO ANTICATO



fQNU Nativa Sand Macromosaico Anticato Satin 30x30 ④



fQNX Nativa Sand Maximosaico Anticato Satin 30x30 ④



fQNW Nativa White Macromosaico Anticato Satin 30x30 ④



fQNY Nativa White Maximosaico Anticato Satin 30x30 ④



fQNT Nativa Grey Macromosaico Anticato Satin 30x30 ④



fQNV Nativa Grey Maximosaico Anticato Satin 30x30 ④



5 x 5 cm



10 x 10 cm



Nativa White Maximosaico Anticato Satin

MOSAICO



fQNN Nativa Sand Fly Mosaico Satin 25x41,5 ⑤



fQNO Nativa White Fly Mosaico Satin 25x41,5 ⑤



fQNM Nativa Grey Fly Mosaico Satin 25x41,5 ⑤

TRIMS

NATIVA	Sand	White	Grey
Battiscopa 7,5x120 RT 3"x47 <sup>1/4</sup> "	Matt R9 ⑥	Matt R9 ⑥	Matt R9 ⑥
Battiscopa 7,5x80 RT 3"x31 <sup>1/2</sup> "	Matt / Satin ⑨	Matt / Satin ⑨	Matt / Satin ⑨
Battiscopa Sagomato DX e SX 7,5x30 RT 3"x11 <sup>3/4</sup> "	Matt R9 / Satin ⑦	Matt R9 / Satin ⑦	Matt R9 / Satin ⑦
Scalino 33x120 RT 13"x47 <sup>1/4</sup> "	Matt R9 ⑧	Matt R9 ⑧	Matt R9 ⑧
Scalino Angolare 33x33 RT 13"x13"	Matt R9 / R10 Satin ⑧	Matt R9 / R10 Satin ⑧	Matt R9 / R10 Satin ⑧
Scalino 33x80 RT 13"x31 <sup>1/2</sup> "	Matt R10 Satin ⑧	Matt R10 Satin ⑧	Matt R10 Satin ⑧
Elemento L OUT 15x80 RT 7 <sup>7/8</sup> "x31 <sup>1/2</sup> "	OUT ⑧	OUT ⑧	OUT ⑧



**Classification UPEC**  
Seul le site du CSTB fait foi, pour vérifier les classements indiqués, merci de consulter le site <https://evaluation.cstb.fr/>

	Unità di vendita Sales Unit	MQ./Box	PZ./Box	Kg/Box	Box/PL
①	1 Box	2,880	2	61,58	20
②	1 Box	1,440	2	31,33	15
③	1 Box	1,280	2	24,90	48
④	1 Box	0,540	6	9,60	60
⑤	1 Box	0,626	6	12,06	44
⑥	1 Box	ML 6,00	5	7,70	-
⑦	1 Box	-	8	-	-
⑧	1 Box	-	2	-	-
⑨	1 Box	ML 6,40	8	8,24	-





GRES PORCELLANATO & WALL TILES

# NOBU

**ETERNAL MATTER, TIMELESS EMOTIONS**

Un progetto di sartoria ceramica made in Italy che si ispira alla natura e della natura coglie l'essenza, l'autenticità, l'energia, per donare benessere, piacere sensoriale ed estetico.

An Italian ceramic tailoring project that draws inspiration from nature, encapsulating its essence, authenticity and vitality to offer a feel of well-being, sensory indulgence and aesthetic pleasure.



Nobu White V2



Nobu Grey V2



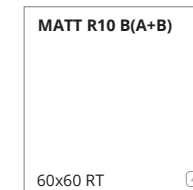
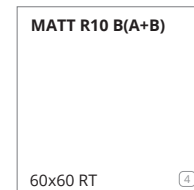
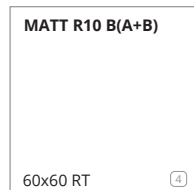

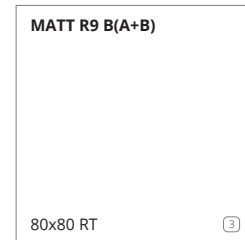
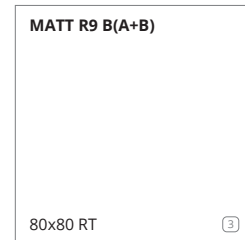
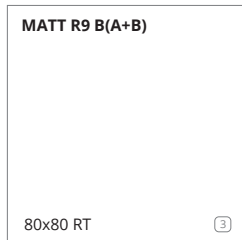

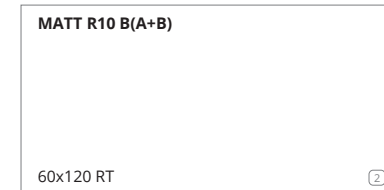
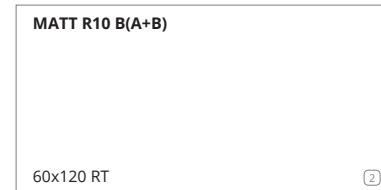

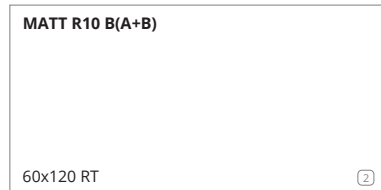



Nobu Cocoa V2



Nobu Beige V2



Nobu Slate V4



fRP2 Nobu White Spigolo 0,8x120 RT 6

fRP6 Nobu White Spigolo 0,8x60 RT 6

fRQA Nobu White A.E. Spigolo 0,8x1 RT 7

fRP1 Nobu Grey Spigolo 0,8x120 RT 6

fRP5 Nobu Grey Spigolo 0,8x60 RT 6

fRP9 Nobu Grey A.E. Spigolo 0,8x1 RT 7

fRP0 Nobu Cocoa Spigolo 0,8x120 RT 6

fRP4 Nobu Cocoa Spigolo 0,8x60 RT 6

fRP8 Nobu Cocoa A.E. Spigolo 0,8x1 RT 7

fRPZ Nobu Beige Spigolo 0,8x120 RT 6

fRP3 Nobu Beige Spigolo 0,8x60 RT 6

fRP7 Nobu Beige A.E. Spigolo 0,8x1 RT 7

fRVP Nobu Slate Spigolo 0,8x120 RT 6

fRVQ Nobu Slate Spigolo 0,8x60 RT 6

fRVR Nobu Slate A.E. Spigolo 0,8x1 RT 7

	Unità di vendita Sales unit	MQ./Box	PZ./Box	Kg/Box	Box/PL
1	1 Box	2,880	2	61,58	20
2	1 Box	1,440	2	31,33	35
3	1 Box	1,280	2	24,90	48
4	1 Box	1,080	3	21,30	40
5	1 Box	1,260	7	25,00	40
6	1 Box	-	5	-	-
7	1 Box	-	4	-	-



**Classification UPEC**  
Seul le site du CSTB fait foi, pour vérifier les classements indiqués, merci de consulter le site <https://evaluation.cstb.fr/>



Nobu White V2



Nobu Grey V2



Nobu Cocoa V2



Nobu Beige V2



Nobu Slate V4

MATT R10

MATT R10

MATT R10

MATT R10

MATT R10

6x24  
fRL3

6x24  
fRL2

6x24  
fRL1

6x24  
fRLO

6x24  
fRVG

TRIMS

		WHITE	GREY	COCOA	BEIGE	SLATE
Battiscopa 7,2x120 RT 3"x47 1/4"		Matt R9 (9)	Matt R9 (9)	Matt R9 (9)	Matt R9 (9)	Matt R9 (9)
Battiscopa 7,2x80 RT 3"x31 1/2"		Matt R9 (10)	Matt R9 (10)	Matt R9 (10)	Matt R9 (10)	Matt R9 (10)
Battiscopa 7,2x60 RT 3"x23 5/8"		Matt R10 (11)	Matt R10 (11)	Matt R10 (11)	Matt R10 (11)	Matt R10 (11)
Battiscopa Sagomato DX e SX 7,5x30 RT 3"x11 3/4"		Matt R9 / R10 (12)	Matt R9 / R10 (12)	Matt R9 / R10 (12)	Matt R9 / R10 (12)	Matt R9 / R10 (12)
Scalino 33x120 RT 13"x47 1/4"		Matt R9 (13)	Matt R9 (13)	Matt R9 (13)	Matt R9 (13)	Matt R9 (13)
Scalino 33x80 RT 13"x31 1/2"		Matt R9 (13)	Matt R9 (13)	Matt R9 (13)	Matt R9 (13)	Matt R9 (13)
Scalino 33x60 RT 13"x23 5/8"		Matt R9 (13)	Matt R9 (13)	Matt R9 (13)	Matt R9 (13)	Matt R9 (13)
Scalino Angolare 33x33 RT 13"x13"		Matt R9 / R10 (13)	Matt R9 / R10 (13)	Matt R9 / R10 (13)	Matt R9 / R10 (13)	Matt R9 / R10 (13)

fRQP Nobu Grey  
Boiserie 30x120 RT (7)

fRQQ Nobu Grey Matita  
3x60 RT (8)


MOSAICO




fRNA Nobu White Curve  
Mosaico 29x29,5 (2)



fRM9 Nobu Grey Curve  
Mosaico 29x29,5 (2)




fRM8 Nobu Cocoa Curve  
Mosaico 29x29,5 (2)



fRM7 Nobu Beige Curve  
Mosaico 29x29,5 (2)



fRVK Nobu Slate Curve  
Mosaico 29x29,5 (2)



fRNE Nobu White Gres  
Macromosaico 30x30 (3)




fRND Nobu Grey Gres  
Macromosaico 30x30 (3)



fRNC Nobu Cocoa Gres  
Macromosaico 30x30 (3)




fRNB Nobu Beige Gres  
Macromosaico 30x30 (3)




fRVL Nobu Slate Gres  
Macromosaico 30x30 (3)



fRNM Nobu White Gres  
Round Mosaico 29x32,5 (4)



fRNL Nobu Grey Gres  
Round Mosaico 29x32,5 (4)



fRNC Nobu Cocoa Gres  
Round Mosaico 29x32,5 (4)




fRNJ Nobu Beige Gres  
Round Mosaico 29x32,5 (4)




fRVN Nobu Slate Gres  
Round Mosaico 29x32,5 (4)



fRW5 Nobu White Gres  
Rombi Mosaico 31x35,5 (5)



fRW3 Nobu Grey Gres  
Rombi Mosaico 31x35,5 (5)



fRWZ Nobu Cocoa Gres  
Rombi Mosaico 31x35,5 (5)



fRW1 Nobu Beige Gres  
Rombi Mosaico 31x35,5 (5)




fRW4 Nobu Slate Gres  
Rombi Mosaico 31x35,5 (5)



fRNQ Nobu White Gres  
Tratti Mosaico 24x30,5 (6)




fRNP Nobu Grey Gres  
Tratti Mosaico 24x30,5 (6)



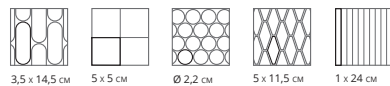
fRNO Nobu Cocoa Gres  
Tratti Mosaico 24x30,5 (6)



fRNN Nobu Beige Gres  
Tratti Mosaico 24x30,5 (6)



fRVO Nobu Slate Gres  
Tratti Mosaico 24x30,5 (6)



3,5 x 14,5 CM 5 x 5 CM Ø 2,2 CM 5 x 11,5 CM 1 x 24 CM

	Unità di vendita Sales unit	MQ./Box	PZ./Box	Kg/Box	Box/PL
(1)	1 Box	0,691	48	12,44	75
(2)	1 Box	0,513	6	8,83	72
(3)	1 Box	0,540	6	10,20	60
(4)	1 Box	0,575	6	9,10	72
(5)	1 Box	0,440	4	7,57	84
(6)	1 Box	0,439	6	7,56	72
(7)	1 Box	-	1	8,00	-

	Unità di vendita Sales unit	MQ./Box	PZ./Box	Kg/Box	Box/PL
(8)	1 Box	-	5	2,00	-
(9)	1 Box	ML 6,00	5	7,70	-
(10)	1 Box	ML 6,40	8	8,24	-
(11)	1 Box	ML 4,80	8	6,88	-
(12)	1 Box	-	8	3,36	-
(13)	1 Box	-	2	-	-



fRXK Nobu White 50x120 RT ① V2

fRY9 Nobu White Spigolo 1x50 RT ② fRZD A.E. Spigolo 1x1 ③



fRXR Nobu Row White 50x120 RT ④



fRXO Nobu Litia White 50x120 RT ④



fRZS Nobu Litia Gold Inserto 50x120 RT ⑤



fRXJ Nobu Grey 50x120 RT ① V2


fRY8 Nobu Grey Spigolo 1x50 RT ② fRZC A.E. Spigolo 1x1 ③



fRXQ Nobu Row Grey 50x120 RT ④




fRXN Nobu Litia Grey 50x120 RT ④



fRXI Nobu Beige 50x120 RT ① V2

fRY7 Nobu Beige Spigolo 1x50 RT ② fRZB A.E. Spigolo 1x1 ③



fRXP Nobu Row Beige 50x120 RT ④



fRXM Nobu Litia Beige 50x120 RT ④



fRXL Nobu Slate 50x120 RT ① V4

fRZA Nobu Slate Spigolo 1x50 RT ② fRZE A.E. Spigolo 1x1 ③

AVVERTENZE PER LA POSA IN OPERA DEGLI ARTICOLI 3D:  
posare il prodotto facendo combaciare i movimenti tridimensionali fra una piastrella e l'altra. Le frecce sul retro non sono indicative del verso di posa.

N.B. FOR ON-SITE LAYING OF THE ITEMS 3D:  
make sure the three-dimensional patterns of the tiles match. The arrows on the back do not indicate the laying direction.

AVERTISSEMENTS POUR LA POSE DES ARTICLES 3D:  
poser le produit en faisant coïncider les mouvements tridimensionnels entre un carreau et l'autre. Les flèches situées à l'arrière n'indiquent pas l'orientation de la pose.

HINWEIS FÜR DIE VERLEGUNG DER ARTIKEL 3D:  
Achten Sie bei der Verlegung darauf, dass die dreidimensionalen Bewegungen zwischen den Fliesen jeweils zusammenpassen. Die Pfeile auf der Rückseite geben keine Hinweise auf die Verlegerichtung.

ADVERTENCIAS PARA LA COLOCACIÓN DE LOS ARTÍCULOS 3D:  
colocar el producto de manera que coincidan los movimientos tridimensionales entre un azulejo y otro. Las flechas de la parte posterior no indican la dirección de colocación.

ИНСТРУКЦИИ ПО УКЛАДКЕ ПЛИТКИ 3D:  
расположите плитки таким образом, чтобы трехмерные мотивы на каждой из них соответствовали друг другу. Стрелки на обратной стороне не указывают на направление укладки.

	Unità di vendita Sales unit	MQ./Box	PZ./Box	Kg/Box	Box/PL
①	1 Box	1,800	3	30,00	35
②	1 Box	-	5	-	-
③	1 Box	-	4	-	-
④	1 Box	1,800	3	26,63	35
⑤	1 Box	-	1	8,57	-



FRUW Nobu White 25x75 V2  
①



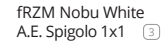
fRU0 Nobu Fossil White 25x75 ④




fRU3 Nobu Row White 25x75 ④



fRZH Nobu White Spigolo 1x25 ②



fRZM Nobu White A.E. Spigolo 1x1 ③




FRUV Nobu Grey 25x75 V2  
①



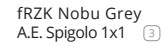
fRUZ Nobu Fossil Grey 25x75 ④



fRU2 Nobu Row Grey 25x75 ④



fRZG Nobu Grey Spigolo 1x25 ②



fRZK Nobu Grey A.E. Spigolo 1x1 ③



FRUU Nobu Beige 25x75 V2  
①



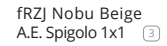
fRUY Nobu Fossil Beige 25x75 ④



fRU1 Nobu Row Beige 25x75 ④



fRZF Nobu Beige Spigolo 1x25 ②



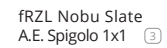
fRZJ Nobu Beige A.E. Spigolo 1x1 ③



FRUX Nobu Slate 25x75 V4  
①



fRZI Nobu Slate Spigolo 1x25 ②



fRZL Nobu Slate A.E. Spigolo 1x1 ③



fRZT Nobu Fossil Silver Inserto 25x75 ⑤

	Unità di vendita Sales unit	MQ./Box	PZ./Box	Kg/Box	Box/PL
①	1 Box	1,500	8	22,40	42
②	1 Box	-	5	-	-
③	1 Box	-	4	-	-
④	1 Box	1,312	7	19,95	42
⑤	1 Box	-	4	11,80	-





GRES PORCELLANATO

# NUANCES

**A THOUSAND SHADES OF LIFE**

Eleganti piastrelle in gres effetto legno dal cromatismo caldo e calibrato, in cui si leggono infinite nuance di colore.

Elegant wood-effect stoneware tiles with warm, calibrated colours, offering infinite colour interpretations.

# Nuances

GRES PORCELLANATO

25x150 9 7/8" x 59"  
22,5x90 8 7/8" x 35 3/8"  
15x90 5 7/8" x 35 3/8"

SPESSORE 9,5 mm  
THICKNESS 9,5 mm

RT / rettificato - rectified



Nuances Faggio V2



Nuances Noce V2



Nuances Quercia V2




Nuances Rovere V2




Nuances Sandalo V2




Nuances Ulivo V2




fjOC ① 22,5x90 RT  
fjMX ② 15x90 RT




fjOU ① 22,5x90 RT  
fjOQ ② 15x90 RT




fjOD ① 22,5x90 RT  
fjMY ② 15x90 RT



fjOE ① 22,5x90 RT  
fjMZ ② 15x90 RT



fjOF ① 22,5x90 RT  
fjOA ② 15x90 RT



fjOG ① 22,5x90 RT  
fjOB ② 15x90 RT



fjOX ① 22,5x90 RT



fjOY ① 22,5x90 RT



fjOZ ① 22,5x90 RT



fjOO ① 22,5x90 RT



fjO1 ① 22,5x90 RT



fjO2 ① 22,5x90 RT

	Unità di vendita Sales unit	MQ./Box	PZ./Box	Kg/Box	Box/PL
①	1 Box	1,215	6	26,10	36
②	1 Box	1,215	9	25,20	36



**Classification UPEC**  
Seul le site du CSTB fait foi, pour vérifier les classements indiqués, merci de consulter le site <https://evaluation.cstb.fr/>

# Nuances

GRES PORCELLANATO

25x150  
9<sup>7/8</sup>"x59"  
22,5x90  
8<sup>7/8</sup>"x35<sup>3/8</sup>"  
15x90  
5<sup>7/8</sup>"x35<sup>3/8</sup>"

SPESORE 9,5 mm  
THICKNESS 9,5 mm

RT / rettificato - rectified

## MOSAICO




fJQ7 Nuances  
Faggio Mosaico  
22,5x22,5 ①



fJQ8 Nuances  
Noce Mosaico  
22,5x22,5 ①



fJRA Nuances  
Rovere Mosaico  
22,5x22,5 ①



fJRC Nuances  
Ulivo Mosaico  
22,5x22,5 ①



fJRB Nuances  
Sandalo Mosaico  
22,5x22,5 ①



fJQ9 Nuances  
Quercia Mosaico  
22,5x22,5 ①



fJRD Nuances Classic Noce  
Tappeto 45x45 RT ②



fJRE Nuances Classic Sandalo  
Tappeto 45x45 RT ②



fJY5 Nuances Classic Faggio Noce  
Tappeto 45x45 RT ②

## TRIMS

NUANCES	FAGGIO	NOCE	QUERCIA	ROVERE	SANDALO	ULIVO
Battiscopa 7,2x90 RT 3"x35 <sup>3/8</sup> "	③	③	③	③	③	③
Battiscopa Sagomato DX 7,2x30 RT 3"x11 <sup>3/4</sup> "	④	④	④	④	④	④
Battiscopa Sagomato SX 7,2x30 RT 3"x11 <sup>3/4</sup> "	④	④	④	④	④	④
Scalino 22,5x90 RT 8 <sup>7/8</sup> "x35 <sup>3/8</sup> "	⑤	⑤	⑤	⑤	⑤	⑤
Scalino Angolare DX 22,5x22,5 RT 8 <sup>7/8</sup> "x8 <sup>7/8</sup> "	⑤	⑤	⑤	⑤	⑤	⑤
Scalino Angolare SX 22,5x22,5 RT 8 <sup>7/8</sup> "x8 <sup>7/8</sup> "	⑤	⑤	⑤	⑤	⑤	⑤
Elemento L OUT 22,5x90 RT 8 <sup>7/8</sup> "x35 <sup>3/8</sup> "	OUT ⑤	OUT ⑤	OUT ⑤	OUT ⑤	OUT ⑤	OUT ⑤

	Unità di vendita Sales unit	MQ./Box	PZ./Box	Kg/Box	Box/PL
①	1 Box	0,303	6	6,40	132
②	1 Box	-	2	8,40	-
③	1 Box	ML 5,40	6	8,50	-
④	1 Box	-	8	3,55	-
⑤	1 Box	-	2	-	-





GRES PORCELLANATO & WALL TILES

# OXIDE

## SHAPED BY NATURE

Oxide è una collezione in cui il fascino del metallo ossidato diventa l'espedito perfetto per dar vita a inediti e audaci abbinamenti, in pieno stile raw chic.

For the audacious who love the sensual appeal of settings with an urban slant, Oxide offers an array of solutions in which the allure of oxidised metal becomes the perfect medium to shape daring, original combinations with an exquisitely raw chic style.



Oxide White Rust V2



Oxide Beige Rust V2



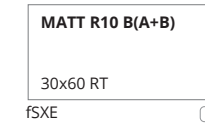
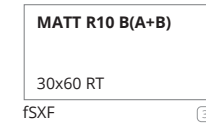
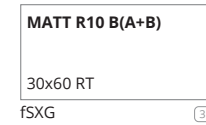
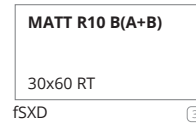
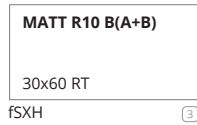
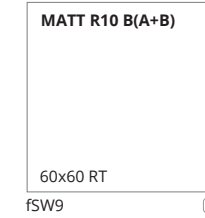
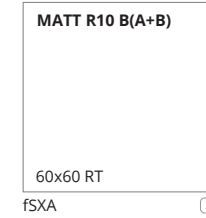
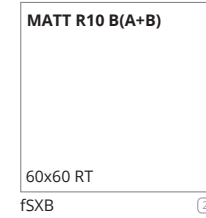
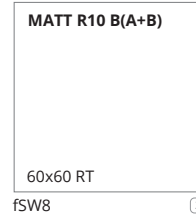
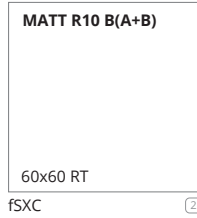
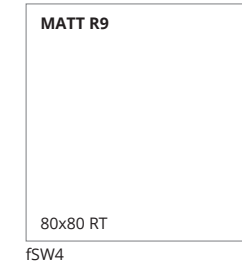

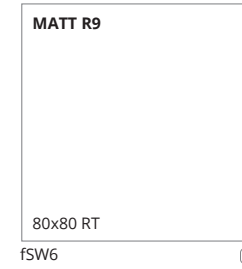

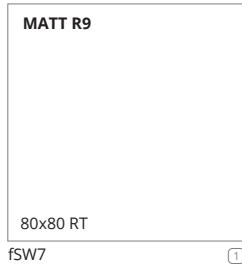
Oxide Grey Rust V2



Oxide Deco Rust V2



Oxide Corten V4



MOSAICO



FTBB Oxide White Rust Macromosaico 30x30 4




FTA7 Oxide Beige Rust Macromosaico 30x30 4



FTBA Oxide Grey Rust Macromosaico 30x30 4



FTA9 Oxide Deco Rust Macromosaico 30x30 4



FTA8 Oxide Corten Macromosaico 30x30 4



TRIMS

OXIDE	WHITE RUST	BEIGE RUST	GREY RUST	DECO RUST	CORTEN
Battiscopa 7,2x80 RT 3"x31 <sup>1/2</sup> "	Matt R9 5	Matt R9 5	Matt R9 5	Matt R9 5	Matt R9 5
Battiscopa 7,2x60 RT 3"x23 <sup>5/8</sup> "	Matt R10 6	Matt R10 6	Matt R10 6	Matt R10 6	Matt R10 6
Battiscopa Sagomato DX e SX 7,5x30 RT 3"x11 <sup>3/4</sup> "	Matt R9 / R10 7	Matt R9 / R10 7	Matt R9 / R10 7	Matt R9 / R10 7	Matt R9 / R10 7
Scalino 33x80 RT 13"x31 <sup>1/2</sup> "	Matt R9 8	Matt R9 8	Matt R9 8	Matt R9 8	Matt R9 8
Scalino 33x60 RT 13"x23 <sup>5/8</sup> "	Matt R10 8	Matt R10 8	Matt R10 8	Matt R10 8	Matt R10 8
Scalino Angolare 33x33 RT 13"x13"	Matt R9 / R10 8	Matt R9 / R10 8	Matt R9 / R10 8	Matt R9 / R10 8	Matt R9 / R10 8

	Unità di vendita Sales unit	MQ./Box	PZ./Box	Kg/Box	Box/PL
1	1 Box	1,280	2	24,90	48
2	1 Box	1,080	3	21,70	40
3	1 Box	1,260	7	25,00	40
4	1 Box	0,540	6	9,00	60
5	1 Box	6,40 ML	8	8,24	-
6	1 Box	4,80 ML	8	6,70	-
7	1 Box	-	8	3,55	-
8	1 Box	-	2	-	-

# Oxide

WALL TILES

80x160  
31 1/2"x63"

SPESORE 8,5 mm  
THICKNESS 8,5 mm

RT / rettificato - rectified

25x75  
9 7/8"x29 1/2"

SPESORE 8,5 mm  
THICKNESS 8,5 mm



FRQ3 Oxide White Rust 80x160 RT ① V3

FRZN Oxide White Rust Spigolo 1x80 RT ② FRZQ A.E. Spigolo 1x1 ③



FSXO Oxide Beige Rust 80x160 RT ① V1

FSXV Oxide Beige Rust Spigolo 1x80 RT ② FSXW A.E. Spigolo 1x1 ③




FRQ2 Oxide Grey Rust 80x160 RT ① V3

FRY6 Oxide Grey Rust Spigolo 1x80 RT ② FRZP A.E. Spigolo 1x1 ③



FPBC Sheer Deco Rust 80x160 RT ① V4

FPXC Sheer Deco Rust Spigolo 1x80 RT ② FP4 A.E. Spigolo 1x1 ③



FQV5 Roma Stone Corten Matt 80x160 RT ① V1


FQZD Roma Stone Corten Spigolo 1x80 RT ② FQZK A.E. Spigolo 1x1 ③



FRQ1 Oxide Blue Rust 80x160 RT ① V3

FRY5 Oxide Blue Rust Spigolo 1x80 RT ② FRZO A.E. Spigolo 1x1 ③

## MOSAICO




FTCV Oxide White Flame Mosaico 30,5x30,5 ⑤



FTCQ Oxide Beige Flame Mosaico 30,5x30,5 ⑤




FTCU Oxide Grey Flame Mosaico 30,5x30,5 ⑤




FTCT Oxide Deco Flame Mosaico 30,5x30,5 ⑤



FTCS Oxide Corten Flame Mosaico 30,5x30,5 ⑤



FTCR Oxide Blue Flame Mosaico 30,5x30,5 ⑤



fPDJ Sheer Deco Rust Round Mosaico 29,5x32,5 ⑤



## WALL/FLOOR

WALL	OXIDE 20% RECYCLED	WHITE RUST	BEIGE RUST	GREY RUST	SHEER DECO RUST	ROMA STONE CORTEN	BLUE RUST
FLOOR	MILANO MOOD	GHIACCIO	GHIACCIO	CEMENTO	GHIACCIO SABBIA BISCOTTO	SABBIA BISCOTTO	GHIACCIO NEBBIA CEMENTO ANTRACITE
	MILANO&FLOOR	BIANCO CORTEN	BIANCO CORTEN	GRIGIO CORTEN	BEIGE TORTORA	BEIGE TORTORA	BIANCO GRIGIO
	YLICO	LIGHT LAGOON MUSK	LIGHT LAGOON MUSK	GREY	SAND TAUPE	SAND TAUPE	LIGHT GREY

UTILIZZARE STUCCHI IN TINTA / USE MATCHING GROUTS

	Unità di vendita Sales unit	MQ/Box	PZ/Box	Kg/Box	Box/PL
①	1 Box	1,280	1	22,60	36
②	1 Box	-	5	-	-
③	1 Box	-	4	-	-
④	1 Box	1,500	8	22,40	42
⑤	1 Box	0,558	6	8,20	84
⑥	1 Box	0,575	6	9,90	72





GRES PORCELLANATO & WALL TILES

# ROMA

## ETERNAL BEAUTY

Gres porcellanato e Wall Tiles ispirati alla pietra e ai marmi più preziosi, realizzati in molteplici formati ed effetti per comporre il proprio luminoso progetto. Un luxury che richiama il classico in un gioco di stile eclettico e contemporaneo, ricco di sfumature, bagliori e striature.


Porcelain stoneware and Wall Tiles inspired by the most precious stone and marble, created in a variety of sizes and effects to piece together glowing projects. Luxury with a classic edge that shapes eclectic, contemporary style effects, glistening with a wealth of nuances and streaks.



Roma Statuario Matt V3




Roma Grafite Matt V2



Roma Calacatta Matt V3



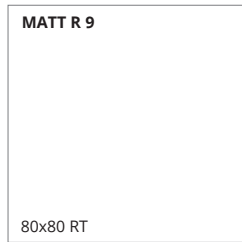
Roma Pietra Matt V2



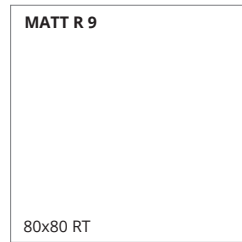
Roma Imperiale Matt V2



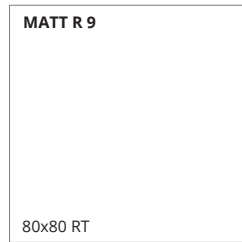
Roma Travertino Matt V2



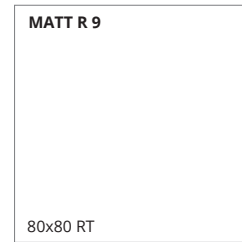
fPVT ①



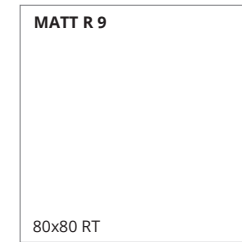
fPWY ①




fPVP ①



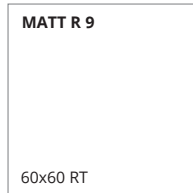
fPVS ①



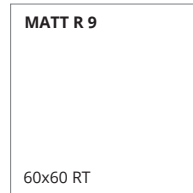
fPWX ①



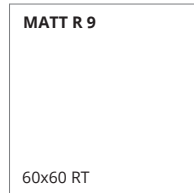
fPVN ①



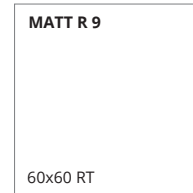
fLRE ②



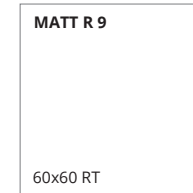
fLRB ②



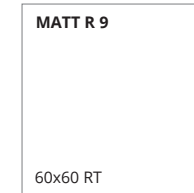
fLRA ②



fLRD ②



fLRC ②



fLRF ②



fOT6 ③



fOT3 ③



fOT2 ③



fOT5 ③




fOT4 ③



fOT7 ③

	Unità di vendita Sales unit	MQ./Box	PZ./Box	Kg/Box	Box/PL
①	1 Box	1,280	2	24,90	48
②	1 Box	1,080	3	21,70	40
③	1 Box	1,260	7	25,00	40

**Classification UPEC**  
Seul le site du CSTB fait foi, pour vérifier les classements indiqués, merci de consulter le site <https://evaluation.cstb.fr/>




fLZJ Roma Righe Statuario Grafite Matt  
Inserto 60x60 RT ①




fLZH Roma Righe Calacatta Imperiale Matt  
Inserto 60x60 RT ①



Roma Righe Matt Inserto




fMGU Roma Greca Statuario  
Grafite Mosaico Mix 2 20x40 ②



fMAQ Roma Angolo Greca Statuario  
Grafite Mosaico 20x20 ③




## MOSAICO ROUND




fLTS Roma Round Statuario  
Mosaico\*\*\* 29,5x32,5 ④



fLTO Roma Round Calacatta  
Mosaico\*\*\* 29,5x32,5 ④




fLTQ Roma Round Imperiale  
Mosaico\*\*\* 29,5x32,5 ④



fLTT Roma Round Travertino  
Mosaico\*\*\* 29,5x32,5 ④




fLTR Roma Round Pietra  
Mosaico\*\*\* 29,5x32,5 ④



fLTP Roma Round Grafite  
Mosaico\*\*\* 29,5x32,5 ④


## MOSAICO ANTICATO



fLZ9 Roma Statuario  
Macromosaico Anticato 30x30 ⑤



fLZ5 Roma Calacatta  
Macromosaico Anticato 30x30 ⑤




fLZ7 Roma Imperiale  
Macromosaico Anticato 30x30 ⑤




fMAA Roma Travertino  
Macromosaico Anticato 30x30 ⑤




fLZ8 Roma Pietra  
Macromosaico Anticato 30x30 ⑤




fLZ6 Roma Grafite  
Macromosaico Anticato 30x30 ⑤




fLYT Roma Statuario  
Micromosaico Anticato\* 30x30 ⑤




fLYP Roma Calacatta  
Micromosaico Anticato\* 30x30 ⑤




fLYR Roma Imperiale  
Micromosaico Anticato\* 30x30 ⑤



fLYU Roma Travertino  
Micromosaico Anticato\* 30x30 ⑤



fLYS Roma Pietra  
Micromosaico Anticato\* 30x30 ⑤




fLYQ Roma Grafite  
Micromosaico Anticato\* 30x30 ⑤



fMAF Roma Brick Statuario  
Mosaico Anticato\*\* 30x30 ⑤



fMAB Roma Brick Calacatta  
Mosaico Anticato\*\* 30x30 ⑤




fMAD Roma Brick Imperiale  
Mosaico Anticato\*\* 30x30 ⑤



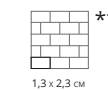
fMAG Roma Brick Travertino  
Mosaico Anticato\*\* 30x30 ⑤



fMAE Roma Brick Pietra  
Mosaico Anticato\*\* 30x30 ⑤



fMAC Roma Brick Grafite  
Mosaico Anticato\*\* 30x30 ⑤



	Unità di vendita Sales unit	MQ./Box	PZ./Box	Kg/Box	Box/PL
①	1 Box	-	1	8,00	-
②	1 Box	-	2 MIX	3,20	-
③	1 Box	-	4	3,20	-
④	1 Box	0,575	6	9,90	72
⑤	1 Box	0,540	6	10,20	60



TRIMS

	Unità di vendita Sales unit	MQ./Box	PZ./Box	Kg/Box	Box/PL
①	1 Box	ML 6,40	8	8,24	-
②	1 Box	ML 4,80	8	6,70	-
③	1 Box	-	8	-	-
④	1 Box	-	2	-	-

ROMA	STATUARIO	GRAFITE	CALACATTA	PIETRA	IMPERIALE	TRAVERTINO
 Battiscopa 7,2x80 RT 3"x31 <sup>1/2</sup> "	 Matt ①	 Matt ①	 Matt ①	 Matt ①	 Matt ①	 Matt ①
 Battiscopa 7,2x60 RT 3"x23 <sup>5/8</sup> "	 Matt ②	 Matt ②	 Matt ②	 Matt ②	 Matt ②	 Matt ②
 Battiscopa Sagomato DX 7,2x30 RT 3"x11 <sup>3/4</sup> "	 Matt ③	 Matt ③	 Matt ③	 Matt ③	 Matt ③	 Matt ③
 Battiscopa Sagomato SX 7,2x30 RT 3"x11 <sup>3/4</sup> "	 Matt ③	 Matt ③	 Matt ③	 Matt ③	 Matt ③	 Matt ③
 Scalino 33x80 RT 13"x31 <sup>1/2</sup> "	 Matt ④	 Matt ④	 Matt ④	 Matt ④	 Matt ④	 Matt ④
 Scalino 33x60 RT 13"x23 <sup>5/8</sup> "	 Matt ④	 Matt ④	 Matt ④	 Matt ④	 Matt ④	 Matt ④
 Scalino Angolare 33x33 RT 13"x13"	 Matt ④	 Matt ④	 Matt ④	 Matt ④	 Matt ④	 Matt ④



fPP8 Roma Statuario 50x120 RT ① V3




fPQ3 Roma Filo Statuario 50x120 RT ② V3



fPP5 Roma Calacatta 50x120 RT ① V3




fPP9 Roma Filo Calacatta 50x120 RT ② V3



fPP6 Roma Imperiale 50x120 RT ① V2



fPQ0 Roma Filo Imperiale 50x120 RT ② V2



fPP7 Roma Pietra 50x120 RT ① V2



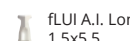
fPQ1 Roma Filo Pietra 50x120 RT ② V2



fLUE Roma 25 Statuario London 5,5x25 ③



fLUG A.E. London 1,5x5,5 ④




fLUI A.I. London 1,5x5,5 ④



fLZG Roma 25 Statuario Matita 2x25 ③



fLYM A.E. Matita 2x2 ④



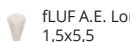
fLUN Roma 25 Statuario Spigolo 1x25 ③



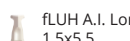
fLUT Roma 25 Statuario AE Spigolo 1x1 ④



fLUD Roma 25 Calacatta London 5,5x25 ③



fLUF A.E. London 1,5x5,5 ④



fLUH A.I. London 1,5x5,5 ④



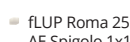
fLZF Roma 25 Calacatta Matita 2x25 ③



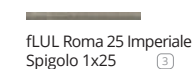
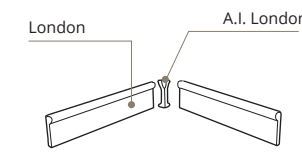
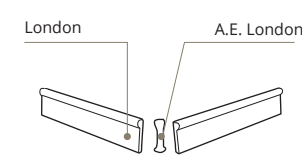
fLYL A.E. Matita 2x2 ④



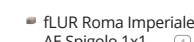
fLUJ Roma 25 Calacatta Spigolo 1x25 ③



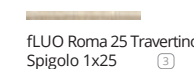
fLUP Roma 25 Calacatta AE Spigolo 1x1 ④




fLUL Roma 25 Imperiale Spigolo 1x25 ③



fLUR Roma Imperiale AE Spigolo 1x1 ④



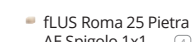
fLUO Roma 25 Travertino Spigolo 1x25 ③



fLUU Roma 25 Travertino AE Spigolo 1x1 ④



fLUM Roma 25 Pietra Spigolo 1x25 ③



fLUS Roma 25 Pietra AE Spigolo 1x1 ④

	Unità di vendita Sales unit	MQ./Box	PZ./Box	Kg/Box	Box/PL
①	1 Box	1,800	3	31,50	30
②	1 Box	1,800	3	31,80	30
③	1 Box	-	5	-	-
④	1 Box	-	4	-	-

AVVERTENZE PER LA POSA IN OPERA DEGLI ARTICOLI FILO: posare il prodotto facendo combaciare i movimenti tridimensionali fra una piastrella e l'altra. Le frecce sul retro non sono indicative del verso di posa.

N.B. FOR ON-SITE LAYING OF THE ITEMS FILO: make sure the three-dimensional patterns of the tiles match. The arrows on the back do not indicate the laying direction.

AVERTISSEMENTS POUR LA POSE DES ARTICLES FILO: poser le produit en faisant coïncider les mouvements tridimensionnels entre un carreau et l'autre. Les flèches situées à l'arrière n'indiquent pas l'orientation de la pose.

HINWEIS FÜR DIE VERLEGUNG DER ARTIKEL FILO: Achten Sie bei der Verlegung darauf, dass die dreidimensionalen Bewegungen zwischen den Fliesen jeweils zusammenpassen. Die Pfeile auf der Rückseite geben keine Hinweise auf die Verlegerichtung.

ADVERTENCIAS PARA LA COLOCACIÓN DE LOS ARTÍCULOS FILO: colocar el producto de manera que coincidan los movimientos tridimensionales entre un azulejo y otro. Las flechas de la parte posterior no indican la dirección de colocación.

ИНСТРУКЦИИ ПО УКЛАДКЕ ПЛИТКИ FILO: расположите плитки таким образом, чтобы трехмерные мотивы на каждой из них соответствовали друг другу. Стрелки на обратной стороне не указывают на направление укладки.



Wall: Roma Calacatta & Fold Calacatta - Floor: Roma Calacatta Micromosaico Anticato





FRGA Roma Statuario 25x75 V3 (1)

fLUN Roma 25 Statuario Spigolo 1x25 (3)

fLUT Roma 25 Statuario AE Spigolo 1x1 (4)



FRFC Roma Calacatta 25x75 V3 (1)

fLUJ Roma 25 Calacatta Spigolo 1x25 (3)

fLUP Roma 25 Calacatta AE Spigolo 1x1 (4)



FRHA Roma Imperiale 25x75 V2 (1)

fLUL Roma 25 Imperiale Spigolo 1x25 (3)

fLUR Roma Imperiale AE Spigolo 1x1 (4)



FRFD Roma Travertino 25x75 V2 (1)

fLUO Roma 25 Travertino Spigolo 1x25 (3)

fLUU Roma 25 Travertino AE Spigolo 1x1 (4)



FRHB Roma Pietra 25x75 V2 (1)

fLUM Roma 25 Pietra Spigolo 1x25 (3)

fLUS Roma 25 Pietra AE Spigolo 1x1 (4)



fRHF Roma Filo Statuario 25x75 V3 (2)



fRHC Roma Filo Calacatta 25x75 V3 (2)



fRHD Roma Filo Imperiale 25x75 V2 (2)



fRER Roma Filo Travertino 25x75 V2 (2)



fRHE Roma Filo Pietra 25x75 V2 (2)



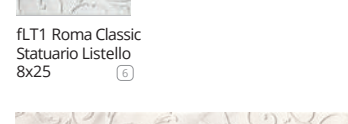
fRHH Roma Fold Statuario 25x75 V3 (2)



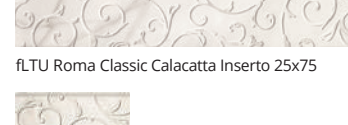
fRHG Roma Fold Calacatta 25x75 V3 (2)




fLTX Roma Classic Statuario Inserto 25x75 (5)



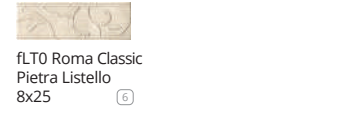
fLT1 Roma Classic Statuario Listello 8x25 (6)



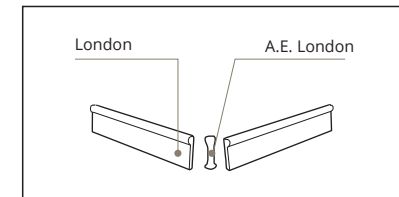
fLTU Roma Classic Calacatta Inserto 25x75 (5)



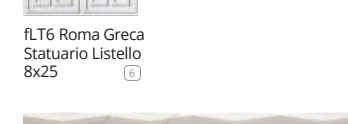
fLTY Roma Classic Calacatta Listello 8x25 (6)



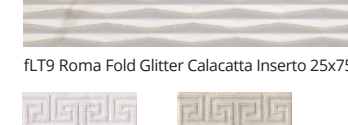
fLTW Roma Classic Pietra Inserto 25x75 (5)




fLUA Roma Fold Glitter Statuario Inserto 25x75 (5)



fLT6 Roma Greca Statuario Listello 8x25 (6)



fLT9 Roma Fold Glitter Calacatta Inserto 25x75 (5)

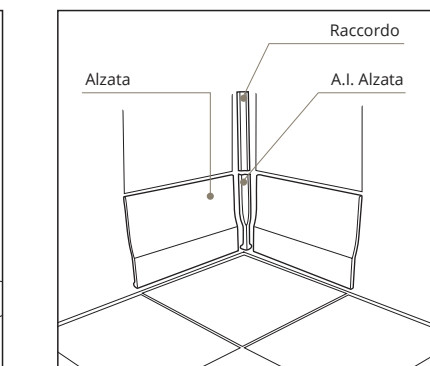
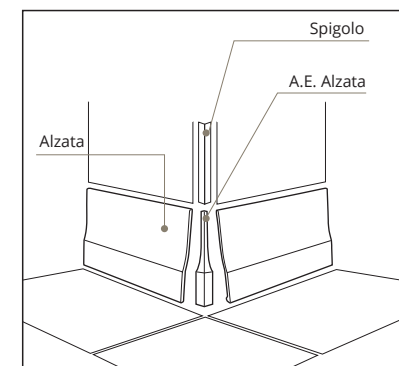
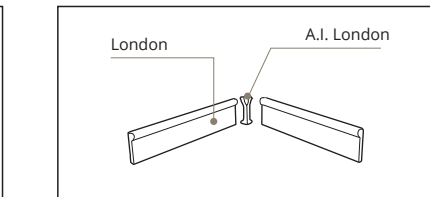


fLT2 Roma Greca Calacatta Listello 8x25 (6)

fLT5 Roma Greca Pietra Listello 8x25 (6)




fMAL Roma Raku Listello 6x25 (6)



MOSAICO PASTA BIANCA  
Spessore 8,5 mm - Thickness 8,5 mm




fLTF Roma Statuario Mosaico 30,5x30,5\* (7)




fLTL Roma Natura Statuario Mosaico 30,5x30,5\*\* (8)




fLTB Roma Calacatta Mosaico 30,5x30,5\* (7)



fLTH Roma Natura Calacatta Mosaico 30,5x30,5\*\* (8)




fLTD Roma Imperiale Mosaico 30,5x30,5\* (7)



fLTJ Roma Natura Imperiale Mosaico 30,5x30,5\*\* (8)




fLTG Roma Travertino Mosaico 30,5x30,5\* (7)



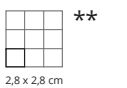
fLTM Roma Natura Travertino Mosaico 30,5x30,5\*\* (8)



fLTE Roma Pietra Mosaico 30,5x30,5\* (7)



fLTK Roma Natura Pietra Mosaico 30,5x30,5\*\* (8)



fLUE Roma 25 Statuario London 5,5x25 (3)

fLUG A.E. London 1,5x5,5 (4)

fLUI A.I. London 1,5x5,5 (4)

fLZG Roma 25 Statuario Matita 2x25 (3)

fLYM A.E. Matita 2x2 (4)

fLYW Roma 25 Statuario Raccordo 2x25 (3)

fLUW Roma 25 Statuario Alzata 17,5x25 (4)

fLYV Roma 25 Calacatta Raccordo 2x25 (3)

fLUV Roma 25 Calacatta Alzata 17,5x25 (4)

fLUD Roma 25 Calacatta London 5,5x25 (3)

fLYU A.E. London 1,5x5,5 (4)

fLUH A.I. London 1,5x5,5 (4)

fLZF Roma 25 Calacatta Matita 2x25 (3)

fLYL A.E. Matita 2x2 (4)

fLUY Roma 25 Statuario A.E. Alzata 2x17,5 (3)

fLUO Roma 25 Statuario A.I. Alzata 2x17,5 (3)

fLUX Roma 25 Calacatta A.E. Alzata 2x17,5 (3)

fMJ5 Roma 25 Calacatta A.I. Alzata 2x17,5 (3)

	Unità di vendita Sales unit	MQ./Box	PZ./Box	Kg/Box	Box/PL
(1)	1 Box	1,500	8	22,40	42
(2)	1 Box	1,3125	7	19,95	42
(3)	1 Box	-	5	-	-
(4)	1 Box	-	4	-	-
(5)	1 Box	-	4	12,10	-
(6)	1 Box	-	5	1,65	-
(7)	1 Box	0,558	6	8,20	84
(8)	1 Box	0,558	6	8,20	60

**WALPEC**  
Classification WallPEC  
Seul le site du CSTB fait foi, pour vérifier les classements indiqués, merci de consulter le site <https://evaluation.cstb.fr/>



GRES PORCELLANATO & WALL TILES

# ROMA DIAMOND

**SHINY & CLEAR**

Un inno alla leggerezza e alla vitalità  
del marmo ceramico, splendente e lussuoso.


An ode to the lightness and vitality  
of shiny, luxurious ceramic marble.




Roma Diamond Carrara V2



Roma Diamond Statuario V3




Roma Diamond Calacatta V3





Roma Diamond Beige Duna V2



Roma Diamond Grigio Superiore V2



Roma Diamond Nero Reale V2



	Unità di vendita Sales unit	MQ./Box	PZ./Box	Kg/Box	Box/PL
①	1 Box	2,880	2	61,58	20
②	1 Box	1,280	2	24,90	48
③	1 Box	1,080	3	23,58	40

MOSAICO

**fNGE Roma Diamond Carrara Macromosaico 30x30** ①  
**fNGH Roma Diamond Statuario Macromosaico 30x30** ①  
**fNGD Roma Diamond Calacatta Macromosaico 30x30** ①  
**fNGC Roma Diamond Beige Duna Macromosaico 30x30** ①  
**fNGGRoma Diamond Nero Reale Macromosaico 30x30** ①  
**fNY7 Roma Diamond Grigio Sup. Macromosaico 30x30** ①

**fNJC Roma Diamond Carrara Round Mosaico 29,5x32,5** ②  
**fNJE Roma Diamond Statuario Round Mosaico 29,5x32,5** ②  
**fNJB Roma Diamond Calacatta Round Mosaico 29,5x32,5** ②  
**fNJA Roma Diamond Beige Duna Round Mosaico 29,5x32,5** ②  
**fNJD Roma Diamond Nero Reale Round Mosaico 29,5x32,5** ②  
**fNY9 Roma Diamond Grigio Superiore Round Mosaico 29,5x32,5** ②

**fNJO Roma Diamond Mosaico Spinato 25,5x29,5** ③

5 x 5 cm  
 Ø 2,2 cm

MOSAICO ANTICATO


**fNJL Roma Diamond Carrara Micromosaico Anticato 30x30** ①  
**fNJN Roma Diamond Statuario Micromosaico Anticato 30x30** ①  
**fNJK Roma Diamond Calacatta Micromosaico Anticato 30x30** ①  
**fNJJ Roma Diamond Beige Duna Micromosaico Anticato 30x30** ①  
**fNJM Roma Diamond Nero Reale Micromosaico Anticato 30x30** ①  
**fNY8 Roma Diamond Grigio Sup. Micromosaico Anticato 30x30** ①

**fN17 Roma Diamond Carrara Schegge Mosaico Anticato 30x30** ①  
**fN19 Roma Diamond Statuario Schegge Mosaico Anticato 30x30** ①  
**fN16 Roma Diamond Calacatta Schegge Mosaico Anticato 30x30** ①  
**fN15 Roma Diamond Beige Duna Schegge Mosaico Anticato 30x30** ①  
**fN18 Roma Diamond Nero Reale Schegge Mosaico Anticato 30x30** ①  
**fNZA Roma Diamond Grigio Sup. Schegge Mosaico Anticato 30x30** ①


1,2 x 1,2 cm



fNK6 Roma Diamond Righe Carrara Nero Reale Inserto 60x60 RT ④



fNK7 Roma Diamond Righe Calacatta Bark Avana Inserto 60x60 RT ④



fNK4 Roma Diamond Incroci Carrara Nero Reale Inserto 60x60 RT ④



fNK5 Roma Diamond Incroci Nero Reale Carrara Inserto 60x60 RT ④



fNMO Roma Diamond Carpet Carrara Corner Inserto 60x60 RT ④



fNMN Roma Diamond Carpet Carrara Border Inserto 60x60 RT ④



	Unità di vendita Sales unit	MQ./Box	PZ./Box	Kg/Box	Box/PL
①	1 Box	0,540	6	9,60	60
②	1 Box	0,575	6	9,00	72
③	1 Box	0,451	6	8,04	72
④	1 Box	-	1	8,00	-

# Roma Diamond Gres Porcellanato

GRES PORCELLANATO

120x120  
47<sup>1/4</sup>"x47<sup>1/4</sup>"

80x80  
31<sup>1/2</sup>"x31<sup>1/2</sup>"    60x60  
23<sup>5/8</sup>"x23<sup>5/8</sup>"

SPESORE 9 mm  
THICKNESS 9 mm

RT / rettificato - rectified



fNKO Roma Diamond Caleido Carrara 37x52 RT ①




fNKQ Roma Diamond Caleido Statuario 37x52 RT ①



fNKN Roma Diamond Caleido Calacatta 37x52 RT ①



fNKM Roma Diamond Caleido Beige Duna 37x52 RT ①

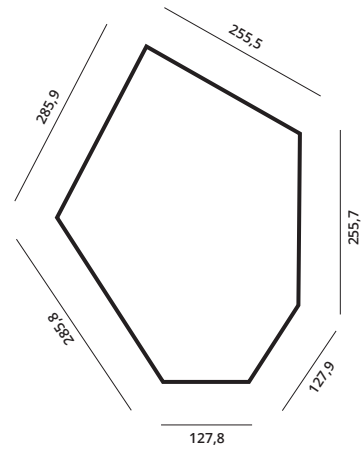


fNKP Roma Diamond Caleido Nero Reale 37x52 RT ①




	Unità di vendita Sales unit	MQ./Box	PZ./Box	Kg/Box	Box/PL
①	1 Box	0,238	2	5,60	-
②	1 Box	ML 6,40	8	8,24	-
③	1 Box	ML 4,80	8	6,70	-
④	1 Box	-	8	2,96	-
⑤	1 Box	-	2	-	-

## ROMA DIAMOND CALEIDO 37 x 52 RT




## SUGGERIMENTI DI POSA - INSTALLATION TIPS



- A** Roma Diamond Beige Duna 13,9%
- B** Roma Diamond Statuario 22,2%
- C** Roma Diamond Calacatta 22,2%
- D** Roma Diamond Nero Reale 22,2%
- E** Roma Diamond Carrara 19,44%

## TRIMS

ROMA DIAMOND	CARRARA	STATUARIO	CALACATTA	NERO REALE	BEIGE DUNA	GRIGIO SUPERIORE
Battiscopa 7,2x80 RT 3"x31 1/2"	②	②	②	②	②	②
Battiscopa 7,2x60 RT 3"x23 5/8"	③	③	③	③	③	③
Battiscopa Sagomato DX 7,2x30 RT 3"x11 3/4"	④	④	④	④	④	④
Battiscopa Sagomato SX 7,2x30 RT 3"x11 3/4"	④	④	④	④	④	④
Scalino 33x120 RT 13"x47 1/4"	⑤	⑤	⑤	-	⑤	⑤
Scalino 33x60 RT 13"x23 5/8"	⑤	⑤	⑤	⑤	⑤	⑤
Scalino Angolare 33x33 RT 13"x13"	⑤	⑤	⑤	⑤	⑤	⑤




fpQD Roma Diamond Carrara Brillante 50x120 RT ① V2



fpQE Roma Diamond Statuario Brillante 50x120 RT ① V3



fpQC Roma Diamond Calacatta Brillante 50x120 RT ① V3



fpQB Roma Diamond Beige Duna Brillante 50x120 RT ① V2



fpQK Roma Diamond Acanto Beige Duna Inserto 50x120 RT ③



fpQL Roma Diamond Acanto Carrara Inserto 50x120 RT ③

fpQA Lumina 110 Satinato Silver Listello 1,5x120 RT ⑤

fpQ8 Lumina 110 Cromo Silver Listello 1,5x120 RT ⑤

fpQ9 Lumina Satinato Copper Listello 1,5x120 RT ⑤



fpQH Roma Diamond Line Carrara Brillante 50x120 RT ② V2



fpQI Roma Diamond Line Statuario Brillante 50x120 RT ② V3



fpQG Roma Diamond Line Calacatta Brillante 50x120 RT ② V3



fpQF Roma Diamond Line Beige Duna Brillante 50x120 RT ② V2



fNL7 Roma Diamond Acanto Beige Duna Inserto 25x75 ④



fNI2 Roma Diamond Acanto Carrara Inserto 25x75 ④

fNJ6 AE List. 1x1,5 ⑥

fNJ5 AE List. 1x1,5 ⑥

fOA1 AE List. 1x1,5 ⑥

fK6L Lumina 75 Satinato Silver Listello 1,5x75 ⑤

fK6K Lumina 75 Cromo Silver Listello 1,5x75 ⑤

fOK0 Lumina Satinato Copper Listello 1,5x75 ⑤

AVVERTENZE PER LA POSA IN OPERA DEGLI ARTICOLI FILO: posare il prodotto facendo combaciare i movimenti tridimensionali fra una piastrina e l'altra. Le frecce sul retro non sono indicative del verso di posa.

N.B. FOR ON-SITE LAYING OF THE ITEMS FILO: make sure the three-dimensional patterns of the tiles match. The arrows on the back do not indicate the laying direction.

AVERTISSEMENTS POUR LA POSE DES ARTICLES FILO: poser le produit en faisant coïncider les mouvements tridimensionnels entre un carreau et l'autre. Les flèches situées à l'arrière n'indiquent pas l'orientation de la pose.

HINWEIS FÜR DIE VERLEGUNG DER ARTIKEL FILO: Achten Sie bei der Verlegung darauf, dass die dreidimensionalen Bewegungen zwischen den Fliesen jeweils zusammenpassen. Die Pfeile auf der Rückseite geben keine Hinweise auf die Verlegerichtung.

ADVERTENCIAS PARA LA COLOCACIÓN DE LOS ARTÍCULOS FILO: colocar el producto de manera que coincidan los movimientos tridimensionales entre un azulejo y otro. Las flechas de la parte posterior no indican la dirección de colocación.

ИНСТРУКЦИИ ПО УКЛАДКЕ ПЛИТКИ FILO: расположите плитки таким образом, чтобы трехмерные мотивы на каждой из них соответствовали друг другу. Стрелки на обратной стороне не указывают на направление укладки.

	Unità di vendita Sales unit	MQ/Box	PZ./Box	Kg/Box	Box/PL
①	1 Box	1,80	3	31,50	35
②	1 Box	1,80	3	31,50	30
③	1 Box	-	1	9,20	-
④	1 Box	-	4	12,09	-
⑤	1 Box	-	5	-	-
⑥	1 Box	-	4	-	-
⑦	1 Box	-	1 Mix	51,30	-
⑧	1 Box	1,520	8	22,40	42
⑨	1 Box	1,312	7	19,95	42
⑩	1 Box	0,558	6	8,20	84



fpQJ Roma Diamond Caleido Inserto Mix 5 120x250 RT ⑦

fNH6 Roma Diamond 25 Carrara Brillante Spigolo 1x25 ⑤

fNH8 Roma Diamond 25 Statuario Brillante Spigolo 1x25 ⑤

fNH5 Roma Diamond 25 Calacatta Brillante Spigolo 1x25 ⑤

fNH4 Roma Diamond 25 Beige Duna Brillante Spigolo 1x25 ⑤

fNI3 Roma Diamond 25 Nero Reale Brillante Spigolo 1x25 ⑤

fNIB Roma Diamond 25 Carrara Brillante AE Spigolo 1x1 ⑥


fNID Roma Diamond 25 Statuario Brillante AE Spigolo 1x1 ⑥

fNIARoma Diamond 25 Calacatta Brillante AE Spigolo 1x1 ⑥


fNH9 Roma Diamond 25 Beige Duna Brillante AE Spigolo 1x1 ⑥

fNI4 Roma Diamond 25 Nero Reale Brillante AE Spigolo 1x1 ⑥

**MOSAICO PASTA BIANCA**  
Spessore 8,5 mm - Thickness 8,5 mm




fNH1 Roma Diamond Carrara Mosaico 30,5x30,5 ⑩




fNH3 Roma Diamond Statuario Mosaico 30,5x30,5 ⑩



fNH0 Roma Diamond Calacatta Mosaico 30,5x30,5 ⑩



fNHZ Roma Diamond Beige Duna Mosaico 30,5x30,5 ⑩



fNI0 Roma Diamond Nero Reale Mosaico 30,5x30,5 ⑩



1,7 x 1,7 cm



GRES PORCELLANATO & WALL TILES

# ROMA GOLD

**CLASSIC STYLE MEETS MODERN  
ECLECTICISM**

Un progetto ceramico che fonde la bellezza classica del marmo all'ecllettismo moderno, per realizzare progetti sartoriali di design.


A ceramic project that blends the classic beauty of marble with modern eclecticism to create tailor-made design projects.



Roma Gold Calacatta Delicato V3




Roma Gold Onice Miele V2




Roma Gold Calacatta Oro V3





Roma Gold Onice Neve V2



Roma Gold Nero Elegante V2



Roma Gold Carrara Superiore V3



	Unità di vendita Sales unit	MQ./Box	PZ./Box	Kg/Box	Box/PL
①	1 Box	2,880	2	61,58	20
②	1 Box	1,440	4	33,33	35
③	1 Box	1,280	2	24,90	48





fQKE Roma Gold Flower Inserto 120x278 RT ①



fQKF Roma Gold Safari Inserto 120x278 RT ②




fQQ4 Roma Gold Decoro City Inserto 1/2 120x278 RT ①




fQRM Roma Gold Decoro City Inserto 2/2 120x278 RT ①

	Unità di vendita Sales unit	MQ./Box	PZ./Box	Kg/Box	Box/PL
①	1 Box	3,336	1	47,94	-
②	1 Box	0,540	6	9,60	60
③	1 Box	ML 6,00	5	7,70	-
④	1 Box	ML 6,40	8	8,24	-
⑤	1 Box	-	8	-	-
⑥	1 Box	-	2	-	-


MACROMOSAICO



fQJ5 Roma Gold Calacatta Delicato Macromosaico 30x30 ②




fQKA Roma Gold Onice Miele Macromosaico 30x30 ②




fQJ6 Roma Gold Calacatta Oro Macromosaico 30x30 ②



fQJ9 Roma Gold Onice Neve Macromosaico 30x30 ②




fQJ8 Roma Gold Nero Elegante Macromosaico 30x30 ②



fQJ7 Roma Gold Carrara Superiore Macromosaico 30x30 ②



MOSAICO DECO




fQKC Roma Gold Carrara Superiore / Nero Elegante Deco Mosaico 30x30 ②



fQKB Roma Gold Calacatta Delicato / Onice Miele / Nero Elegante Deco Mosaico 30x30 ②

TRIMS

ROMA GOLD	CARRARA SUPERIORE	NERO ELEGANTE	ONICE NEVE	CALACATTA DELICATO	ONICE MIELE	CALACATTA ORO
Battiscopa 7,2x120 RT 3"x47 <sup>1/4</sup> "	③	③	③	③	-	③
Battiscopa 7,2x80 RT 3"x31 <sup>1/2</sup> "	④	④	④	④	④	④
Battiscopa Sagomato DX e SX 7,2x30 RT 3"x11 <sup>3/4</sup> "	⑤	⑤	⑤	⑤	⑤	⑤
Scalino 33x120 RT 13"x47 <sup>1/4</sup> "	⑥	⑥	⑥	⑥	-	⑥
Scalino Angolare 33x33 RT 13"x13"	⑥	⑥	⑥	⑥	⑥	⑥
Scalino 33x80 RT 13"x31 <sup>1/2</sup> "	⑥	⑥	⑥	⑥	⑥	⑥




fQCQ Roma Gold Calacatta Delicato Brillante 50x120 RT ① V3

fQE1 Roma Gold Calacatta Delicato Spigolo 1x50 RT ② fQE7 A.E. Spigolo 1x1 ③



fQCU Roma Gold Onice Miele Brillante 50x120 RT ① V2

fQE5 Roma Gold Onice Miele Spigolo 1x50 RT ② fQFB A.E. Spigolo 1x1 ③



fQCS Roma Gold Carrara Superiore Brillante 50x120 RT ① V3

fQE3 Roma Gold Carrara Superiore Spigolo 1x50 RT ② fQE9 A.E. Spigolo 1x1 ③




fQMV Roma Gold Archs Inserto Mix 2 100x120 RT ④

fpQ8 Lumina Cromo Silver Listello 1,5x120 RT ②

fpQA Lumina Satinato Silver Listello 1,5x120 RT ②

fpQ9 Lumina Satinato Copper Listello 1,5x120 RT ②

fQLR Lumina Satinato Orange Listello 0,5x120 RT ②



fQCR Roma Gold Calacatta Oro Brillante 50x120 RT ① V3

fQE2 Roma Gold Calacatta Oro Spigolo 1x50 RT ② fQE8 A.E. Spigolo 1x1 ③



fQCV Roma Gold Onice Neve Brillante 50x120 RT ① V2

fQE6 Roma Gold Onice Neve Spigolo 1x50 RT ② fQFC A.E. Spigolo 1x1 ③



fQNB Roma Gold Rose Calacatta Oro Inserto Mix 2 100x120 RT ④

fOAZ AE List. 1x1,5 ③

fNJ6 AE List. 1x1,5 ③

fOA1 AE List. 1x1,5 ③

fODR AE List. 0,5x0,5 ③


fQLQ Lumina Satinato Silver Micromatita 0,7x120 RT ②

fQLN Lumina Cromo Silver Micromatita 0,7x120 RT ②


fQLO Lumina Satinato Blu Micromatita 0,7x120 RT ②

fQLP Lumina Satinato Fumé Micromatita 0,7x120 RT ②


MOSAICO




fQKG Roma Gold Calacatta Delicato Leaves Mosaico Brillante 30,5x30,5 ⑤




fQKK Roma Gold Onice Miele Leaves Mosaico Brillante 30,5x30,5 ⑤



fQKH Roma Gold Calacatta Oro Leaves Mosaico Brillante 30,5x30,5 ⑤



fQKL Roma Gold Onice Neve Leaves Mosaico Brillante 30,5x30,5 ⑤



fQKJ Roma Gold Nero Elegante Leaves Mosaico Brillante 30,5x30,5 ⑤



fQKI Roma Gold Carrara Superiore Leaves Mosaico Brillante 30,5x30,5 ⑤

MOSAICO LEAVES



fQMP Roma Gold Calacatta Delicato Leaves Mosaico Brillante 25,9x30,9 ⑥



fQMT Roma Gold Onice Miele Leaves Mosaico Brillante 25,9x30,9 ⑥




fQMQ Roma Gold Calacatta Oro Leaves Mosaico Brillante 25,9x30,9 ⑥



fQMU Roma Gold Onice Neve Leaves Mosaico Brillante 25,9x30,9 ⑥



fQMS Roma Gold Nero Elegante Leaves Mosaico Brillante 25,9x30,9 ⑥



fQMR Roma Gold Carrara Superiore Leaves Mosaico Brillante 25,9x30,9 ⑥

MOSAICO ARCHS



fQKP Roma Gold Carrara Superiore / Nero Elegante Mosaico Archs 28,2x31 ⑦




fQKO Roma Gold Calacatta Oro / Onice Miele Mosaico Archs 28,2x31 ⑦



fQKQ Roma Gold Onice Neve / Onice Miele Mosaico Archs 28,2x31 ⑦

MOSAICO DAISY



fQKX Roma Gold Carrara Superiore Daisy Mosaico 29x31,9 ⑧




fQKY Roma Gold Onice Neve Daisy Mosaico 29x31,9 ⑧



fQKW Roma Gold Calacatta Delicato Daisy Mosaico 29x31,9 ⑧

MOSAICO SLASH



fQKN Roma Gold Carrara Superiore / Nero Elegante Mosaico Slash 30,5x30,5 ⑤



fQKM Roma Gold Calacatta Delicato / Onice Miele Mosaico Slash 30,5x30,5 ⑤

	Unità di vendita Sales unit	MQ./Box	PZ./Box	Kg/Box	Box/PL
①	1 Box	1,800	3	31,50	35
②	1 Box	-	5	-	-
③	1 Box	-	4	-	-
④	1 Box	-	1 MIX	30,78	-
⑤	1 Box	0,558	6	8,20	-
⑥	1 Box	0,480	6	8,79	-
⑦	1 Box	0,524	6	9,57	-
⑧	1 Box	0,555	6	10,10	-



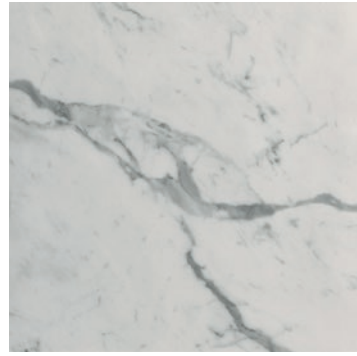
GRES PORCELLANATO & WALL TILES

# ROMA STONE

**SPARKLING, ECLECTIC, INSTINCTIVE**

L'insolita superficie matt rivela immediatamente il carattere istintivo, elegante ed eclettico della collezione.

The unusual matt surface immediately reveals the instinctive, elegant and eclectic character of the collection.



Roma Stone Carrara Superiore V3



Roma Stone Carrara Delicato V3




Roma Stone Calacatta Oro V3



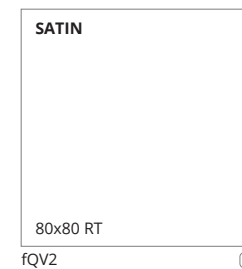
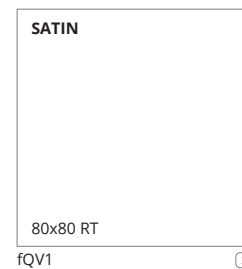
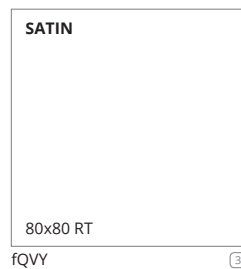

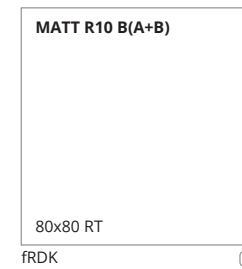
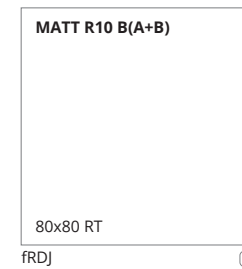
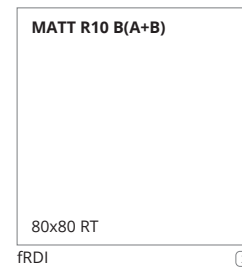
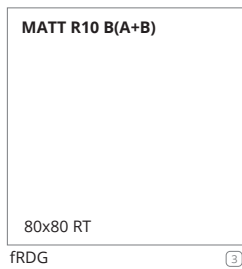
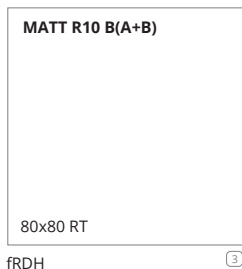
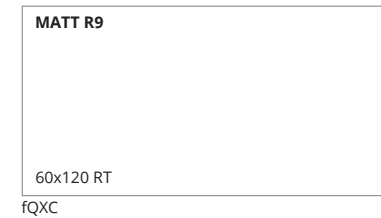
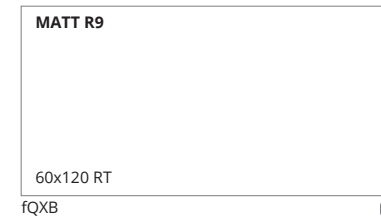






Roma Stone Pietra Beige V2



Roma Stone Pietra Brown V2



Roma Stone Pietra Grey V2



	Unità di vendita Sales unit	MQ./Box	PZ./Box	Kg/Box	Box/PL
①	1 Box	2,880	2	61,58	20
②	1 Box	1,440	2	33,33	35
③	1 Box	1,280	2	24,90	48

**UPEC**  
Classification UPEC  
Seul le site du CSTB  
fait foi, pour vérifi-  
er les classements  
indiqués, merci de  
consulter le site  
<https://evaluation.cstb.fr/>

# Roma Stone Gres Porcellanato

GRES PORCELLANATO

120x120  
47<sup>1/4</sup>"x47<sup>1/4</sup>"

60x120  
31<sup>1/2</sup>"x47<sup>1/4</sup>"

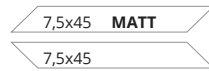
80x80  
31<sup>1/2</sup>"x31<sup>1/2</sup>"

SPESSORE 9 mm  
THICKNESS 9 mm

RT / rettificato - rectified



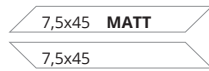
FRXU Roma Stone Grafite Matt V2



①



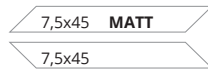
FRXT Roma Stone Carrara Superiore Matt V3



①




FRXS Roma Stone Calacatta Delicato Matt V3



①


## MACROMOSAICO



fQXF Roma Stone Carrara Superiore Macromosaico Satin 30x30 ②




fQXE Roma Stone Carrara Delicato Macromosaico Satin 30x30 ②




fQXD Roma Stone Calacatta Oro Macromosaico Satin 30x30 ②



fQXG Roma Stone Pietra Beige Macromosaico Satin 30x30 ②



fQHX Roma Stone Pietra Brown Macromosaico Satin 30x30 ②



fQXI Roma Stone Pietra Grey Macromosaico Satin 30x30 ②



5 x 5 cm

## MOSAICO DECO




fRDM Roma Stone Carrara e Pietra Grey Deco Mosaico 30x30 ②



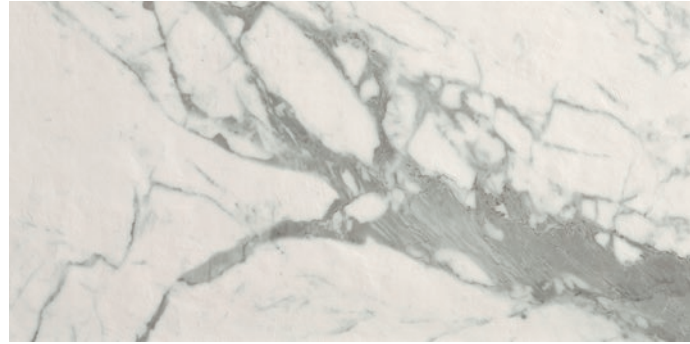
fRDL Roma Stone Calacatta, Pietra Beige e Brown Deco Mosaico 30x30 ②

	Unità di vendita Sales unit	MQ./Box	PZ./Box	Kg/Box	Box/PL
①	1 Box	0,877	26	16,38	56
②	1 Box	0,540	6	9,60	-
③	1 Box	ML 6,00	5	7,70	-
④	1 Box	ML 6,40	8	8,24	-
⑤	1 Box	-	8	-	-
⑥	1 Box	-	2	-	-



## TRIMS

ROMA STONE	CALACATTA ORO	CARRARA DELICATO	CARRARA SUPERIORE	PIETRA BEIGE	PIETRA BROWN	PIETRA GREY
Battiscopa 7,2x120 RT 3"x47 <sup>1/4</sup> "	Matt R9 ③	Matt R9 ③	Matt R9 ③	Matt R9 ③	Matt R9 ③	Matt R9 ③
Battiscopa 7,2x80 RT 3"x31 <sup>1/2</sup> "	Matt R10 / SATIN ④	Matt R10 / SATIN ④	Matt R10 / SATIN ④	Matt R10 / SATIN ④	Ma Matt R10 / SATIN ④	Matt R10 / SATIN ④
Battiscopa Sagomato DX e SX 7,2x30 RT 3"x11 <sup>3/4</sup> "	Matt R9 ⑤	Matt R9 ⑤	Matt R9 ⑤	Matt R9 ⑤	Matt R9 ⑤	Matt R9 ⑤
Battiscopa Sagomato DX e SX 7,2x30 RT 3"x11 <sup>3/4</sup> "	Matt R10 / SATIN ⑤	Matt R10 / SATIN ⑤	Matt R10 / SATIN ⑤	Matt R10 / SATIN ⑤	Ma Matt R10 / SATIN ⑤	Matt R10 / SATIN ⑤
Scalino 33x120 RT 13"x47 <sup>1/4</sup> "	Matt R9 ⑥	Matt R9 ⑥	Matt R9 ⑥	Matt R9 ⑥	Matt R9 ⑥	Matt R9 ⑥
Scalino 33x80 RT 13"x31 <sup>1/2</sup> "	Matt R10 Matt R10 ⑥	Matt R10 Matt R10 ⑥	Matt R10 Matt R10 ⑥	Matt R10 Matt R10 ⑥	Matt R10 Matt R10 ⑥	Matt R10 Matt R10 ⑥
Scalino Angolare 33x33 RT 13"x13"	Matt R9/R10 SATIN ⑥	Matt R9/R10 SATIN ⑥	Matt R9/R10 SATIN ⑥	Matt R9/R10 SATIN ⑥	Matt R9/R10 SATIN ⑥	Matt R9/R10 SATIN ⑥



fQVL Roma Stone Carrara Superiore Matt 80x160 RT ① V3

fQY9 Roma Stone Carrara Superiore Spigolo 1x80 RT ②



fQVM Roma Stone Pietra Beige Matt 80x160 RT ① V2

fQZA Roma Stone Pietra Beige Spigolo 1x80 RT ②



fQVK Roma Stone Carrara Delicato Matt 80x160 RT ① V3

fQY8 Roma Stone Carrara Delicato Spigolo 1x80 RT ②



fQVN Roma Stone Pietra Brown Matt 80x160 RT ① V2

fQZB Roma Stone Pietra Brown Spigolo 1x80 RT ②



fQVJ Roma Stone Calacatta Oro Matt 80x160 RT ① V3

fQY7 Roma Stone Calacatta Oro Spigolo 1x80 RT ②




fQVO Roma Stone Pietra Grey Matt 80x160 RT ① V2

fQZC Roma Stone Pietra Grey Spigolo 1x80 RT ②



fpBC Sheer Deco Rust 80x160 RT ① V4

fpCX Sheer Deco Rust Spigolo 1x80 RT ②



fQV5 Roma Stone Corten Matt 80x160 RT ① V1

fQZD Roma Stone Corten Spigolo 1x80 RT ②



fQVP Roma Stone Ramage Beige 80x160 RT ①



fQVQ Roma Stone Tropical Intarsi 80x160 RT ①



fQVR Roma Stone Tropical Verde 80x160 RT ①

All'interno delle Scatole, le varie grafiche del prodotto sono distribuite in modo casuale, senza possibilità di scelta tra i pattern disponibili. Eventuali piccoli disallineamenti nella continuità fra piastrelle diverse, sono una caratteristica intrinseca di questa tipologia di prodotto.

The various graphics of the product are distributed randomly in the boxes, without the possibility of choosing between the available patterns. Any small misalignments in the continuity between different tiles are normal for this type of product.

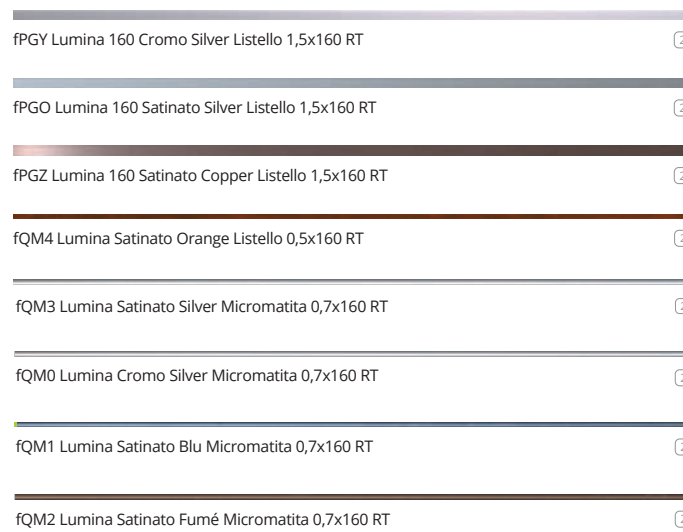
	Unità di vendita Sales unit	MQ/Box	PZ/Box	Kg/Box	Box/PL
①	1 Box	1,280	1	22,40	36
②	1 Box	-	5	-	-
③	1 Box	-	4	-	-



fRC6 Roma Stone Breeze Gold Inserto Mix 3 160x240 RT



fRC7 Roma Stone Fuoco Inserto Mix 3 160x240 RT



fPGY Lumina 160 Cromo Silver Listello 1,5x160 RT

fPGO Lumina 160 Satinato Silver Listello 1,5x160 RT

fPGZ Lumina 160 Satinato Copper Listello 1,5x160 RT

fQM4 Lumina Satinato Orange Listello 0,5x160 RT

fQM3 Lumina Satinato Silver Micromatita 0,7x160 RT

fQM0 Lumina Cromo Silver Micromatita 0,7x160 RT

fQM1 Lumina Satinato Blu Micromatita 0,7x160 RT

fQM2 Lumina Satinato Fumé Micromatita 0,7x160 RT

fNJ5 AE Listello 1x1,5


fNJ6 AE Listello 1x1,5

fOA1 AE Listello 1x1,5


fODR AE Listello 0,5x0,5

	Unità di vendita Sales unit	MQ./Box	PZ./Box	Kg/Box	Box/PL
①	1 Box	3,840	1 MIX	66,00	-
②	1 Box	-	5	-	-
③	1 Box	-	4	-	-
④	1 Box	0,558	6	8,20	72
⑤	1 Box	0,488	2	8,10	50
⑥	1 Box	0,360	1	8,43	81

MOSAICO



fRC1 Roma Stone Carrara Superiore Mosaico 30,5x30,5




fRC0 Roma Stone Carrara Delicato Mosaico 30,5x30,5




fRCZ Roma Stone Calacatta Oro Mosaico 30,5x30,5




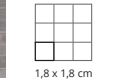
fRC2 Roma Stone Pietra Beige Mosaico 30,5x30,5



fRC3 Roma Stone Pietra Brown Mosaico 30,5x30,5



fRC4 Roma Stone Pietra Grey Mosaico 30,5x30,5



fRC5 Roma Stone Corten Mosaico 30,5x30,5



MOSAICO GARDEN



fRDC Roma Stone Garden Tropical Verde Mosaico 30,5x80



BOISERIE MOSAICO GRES PORCELLANATO



fRD8 Roots Gold Boiserie Mosaico 30x120



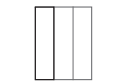
fRD9 Roots Honey Boiserie Mosaico 30x120
















fRDA Roots Taupe Boiserie Mosaico 30x120



fRDB Roots Tobacco Boiserie Mosaico 30x120



ROMA = RM  
 ROMA DIAMOND= RD  
 ROMA GOLD= RG

		BEIGE DUNA		CALACATTA		CALACATTA DELICATO		CALACATTA OHIO		CARRARA		CARRARA SUPERIORE		GRAFITE		GRIGIO SUPERIORE		IMPERIALE		NERO ELEGANTE		NERO REALE		ONICE MIELE		ONICE NEVE		PIETRA		STATUARIO		TRAVERTINO	
		BRILL	MATT	BRILL	MATT	BRILL	MATT	BRILL	MATT	BRILL	MATT	BRILL	MATT	BRILL	MATT	BRILL	MATT	BRILL	MATT	BRILL	MATT	BRILL	MATT	BRILL	MATT	BRILL	MATT	BRILL	MATT	BRILL	MATT	BRILL	MATT
WALL TILES	 50x120 RT 19 <sup>5/8</sup> x47 <sup>1/4</sup> "	RD		RD	RM	RD	RG	RG		RD		RG												RG		RG			RM	RD	RM		
	 Filo 50x120 RT 19 <sup>5/8</sup> x47 <sup>1/4</sup> "				RM																								RM		RM		
	 Line 50x120 RT 19 <sup>5/8</sup> x47 <sup>1/4</sup> "	RD		RD						RD																			RD				
	 25x75 9 <sup>7/8</sup> x29 <sup>1/2</sup> "	RD		RD	RM					RD																		RM	RD	RM			RM
	 Filo 25x75 9 <sup>7/8</sup> x29 <sup>1/2</sup> "				RM																								RM		RM		RM
	 Fold 25x75 9 <sup>7/8</sup> x29 <sup>1/2</sup> "				RM																									RM			
	 Line 25x75 9 <sup>7/8</sup> x29 <sup>1/2</sup> "	RD		RD						RD																			RD				
GRES PORCELLANATO	 120x278 RT 47 <sup>1/4</sup> x109 <sup>1/2</sup> "	RD		RD	RM SILK	RG		RG		RD	RM SILK	RG			RD						RG			RG		RG			RM SILK	RD			
	 120x120 RT 47 <sup>1/4</sup> x47 <sup>1/4</sup> "	RD		RD		RG		RG		RD		RG			RD						RG								RD				
	 60x120 RT 23 <sup>5/8</sup> x47 <sup>1/4</sup> "					RG		RG				RG									RG												
	 80x80 RT 31 <sup>1/2</sup> x31 <sup>1/2</sup> "	RD		RD	RM	RG		RG		RD		RG			RD	RD					RM	RG		RD		RG		RM	RD	RM			RM
	 60x60 RT 23 <sup>5/8</sup> x23 <sup>5/8</sup> "	RD		RD	RM					RD					RD	RD					RM			RD				RM	RD	RM			RM
	 30x60 RT 11 <sup>3/4</sup> x23 <sup>5/8</sup> "				RM										RD						RM							RM		RM			RM





GRES PORCELLANATO

# ROOTS

**LIVING MATTER, REAL EMOTIONS**

La natura irrompe dentro casa con Roots Gold, legno ceramico che riporta alle origini, indistinguibile dalla vera essenza di rovere, per creare rigeneranti paesaggi interni.

Nature bursts into the house with Root Gold, a ceramic wood that leads back to the origins and is indistinguishable from genuine oak, ready to create regenerating landscapes indoors.

# Roots

GRES PORCELLANATO

20x180  
7<sup>7/8</sup>"x70<sup>55/64</sup>"

SPESSORE 9,5 mm  
THICKNESS 9,5 mm

20x120  
7<sup>7/8</sup>"x47<sup>1/4</sup>"

7,5x45  
3"x18"

SPESSORE 9 mm  
THICKNESS 9 mm

RT / rettificato - rectified



Roots Tobacco V2



Roots Taupe V2




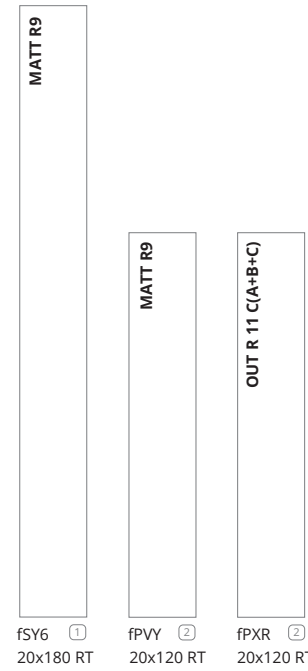
Roots Honey V2




Roots Gold V2




Floor & Wall: Roots Honey




V2



V2



V2



V2



	Unità di vendita Sales unit	MQ./Box	PZ./Box	Kg/Box	Box/PL
①	1 Box	1,880	5	34,35	40
②	1 Box	1,440	6	28,20	32
③	1 Box	0,877	26	17,98	56

# Roots

GRES PORCELLANATO

20x180  
7<sup>7/8</sup>"x70<sup>55/64</sup>"

SPESSORE 9,5 mm  
THICKNESS 9,5 mm

20x120  
7<sup>7/8</sup>"x47<sup>1/4</sup>"

7,5x45  
3"x18"

SPESSORE 9 mm  
THICKNESS 9 mm

RT / rettificato - rectified

## MOSAICO



fQJZ Roots Mosaico Vintage Tobacco 40,5x48,5 ①



fQDP Roots Mosaico Tratti Tobacco 20x40 ②



fQJY Roots Mosaico Vintage Taupe 40,5x48,5 ①



fQDO Roots Mosaico Tratti Taupe 20x40 ②




fQJW Roots Mosaico Vintage Honey 40,5x48,5 ①



fQDM Roots Mosaico Tratti Honey 20x40 ②



fQJV Roots Mosaico Vintage Gold 40,5x48,5 ①



fQDL Roots Mosaico Tratti Gold 20x40 ②

	Unità di vendita Sales unit	MQ./Box	PZ./Box	Kg/Box	Box/PL
①	1 Box	0,589	3	12,10	28
②	1 Box	0,480	6	8,93	60
③	1 Box	0,360	1	8,43	81
④	1 Box	ML 6,00	5	8,40	-
⑤	1 Box	-	8	-	-
⑥	1 Box	-	2	-	-

## BOISERIE MOSAICO



fRD8 Roots Gold Boiserie Mosaico 30x120 ③



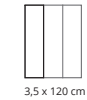
fRD9 Roots Honey Boiserie Mosaico 30x120 ③



fRDA Roots Taupe Boiserie Mosaico 30x120 ③



fRDB Roots Tobacco Boiserie Mosaico 30x120 ③



3,5 x 120 cm

## TRIMS

ROOTS	Tobacco	Taupe	Honey	Gold
Battiscopa 7,5x120 RT 3"x47 <sup>1/4</sup> "	④	④	④	④
Battiscopa Sagomato DX 7,5x30 RT 3"x11 <sup>3/4</sup> "	⑤	⑤	⑤	⑤
Battiscopa Sagomato SX 7,5x30 RT 3"x11 <sup>3/4</sup> "	⑤	⑤	⑤	⑤
Scalino Lineare 33x120 RT 13"x47 <sup>1/4</sup> "	⑥	⑥	⑥	⑥
Scalino Angolare DX / SX 33x120 RT 13"x47 <sup>1/4</sup> "	⑥	⑥	⑥	⑥
Scalino 20x120 RT 7 <sup>7/8</sup> "x47 <sup>1/4</sup> "	⑥	⑥	⑥	⑥
Scalino Angolare DX / SX 20x20 RT 7 <sup>7/8</sup> "x7 <sup>7/8</sup> "	⑥	⑥	⑥	⑥
Elemento L OUT 20x120 RT 7 <sup>7/8</sup> "x47 <sup>1/4</sup> "	⑥	⑥	⑥	⑥



GRES PORCELLANATO & WALL TILES

# SHEER

## TILES SYMPHONY

Trame, texture e suggestioni materiche danno personalità agli ambienti e trasmettono emozioni a chi li abita. Una sinfonia misurata e avvolgente per ambienti minimal di grande personalità.

Weaves, textures and hints of matter that bring personality to any setting, transmitting emotions to those who live them.

A restrained and intimate symphony for minimal settings with great personality.



Sheer Beige V1



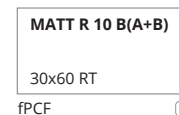
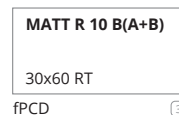
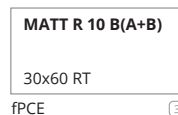
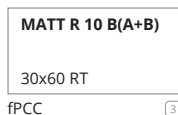
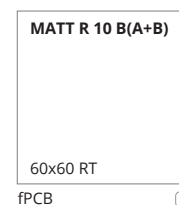
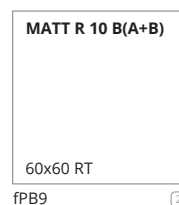
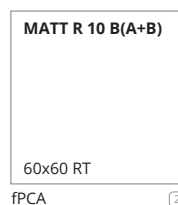
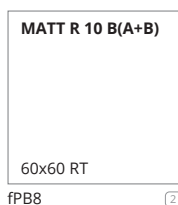
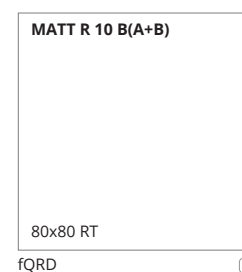
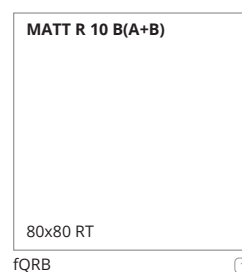
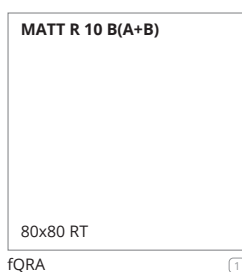
Sheer Taupe V1



Sheer Grey V1




Sheer White V1



MOSAICO



fPRN Sheer Beige Fly Mosaico 25x41,5 ④



fPDR Sheer Beige Macromosaico 30x30 ⑤




fPRP Sheer Taupe Fly Mosaico 25x41,5 ④



fPDT Sheer Taupe Macromosaico 30x30 ⑤




fPRO Sheer Grey Fly Mosaico 25x41,5 ④



fPDS Sheer Grey Macromosaico 30x30 ⑤



fPRQ Sheer White Fly Mosaico 25x41,5 ④



fPDU Sheer White Macromosaico 30x30 ⑤



	Unità di vendita Sales unit	MQ./Box	PZ./Box	Kg/Box	Box/PL
①	1 Box	1,280	2	24,90	48
②	1 Box	1,080	3	21,55	40
③	1 Box	1,260	7	25,00	40
④	1 Box	0,626	6	12,06	44
⑤	1 Box	0,540	6	9,00	60
⑥	1 Box	ML 6,40	8	8,24	-
⑦	1 Box	ML 4,80	8	6,70	-
⑧	1 Box	-	8	-	-
⑨	1 Box	-	2	-	-

**UPEC**  
Classification UPEC  
Seul le site du CSTB fait foi, pour vérifier les classements indiqués, merci de consulter le site <https://evaluation.cstb.fr/>


TRIMS

SHEER	BEIGE	TAUPE	GREY	WHITE
Battiscopa 7,2x80 RT 3"x31 <sup>1/2</sup> "	⑥	⑥	⑥	⑥
Battiscopa 7,2x60 RT 3"x23 <sup>5/8</sup> "	⑦	⑦	⑦	⑦
Battiscopa Sagomato DX e SX 7,5x30 RT 3"x11 <sup>3/4</sup> "	⑧	⑧	⑧	⑧
Scalino 33x80 RT 13"x31 <sup>1/2</sup> "	⑨	⑨	⑨	⑨
Scalino 33x60 RT 13"x23 <sup>5/8</sup> "	⑨	⑨	⑨	⑨
Scalino Angolare 33x33 RT 13"x13"	⑨	⑨	⑨	⑨



fPA5 Sheer Beige 80x160 RT ① V1


fPCR Sheer Beige Spigolo 1x80 RT ③ fPCY A.E. Spigolo 1x1 ④



fPBG Sheer Stick Beige 80x160 RT ② V1




fPBD Sheer Dune Beige 80x160 RT ② V1




fPA9 Sheer Camou Beige 80x160 RT ① V4

fPCV Sheer Camou Beige Spigolo 1x80 RT ③ fPC2 A.E. Spigolo 1x1 ④




fPA8 Sheer White 80x160 RT ① V1


fPCU Sheer White Spigolo 1x80 RT ③ fPC1 A.E. Spigolo 1x1 ④



fPBI Sheer Stick White 80x160 RT ② V1




fPBF Sheer Dune White 80x160 RT ② V1



fPBA Sheer Camou Grey 80x160 RT ① V4

fPCW Sheer Camou Grey Spigolo 1x80 RT ③ fPC3 A.E. Spigolo 1x1 ④



fPA6 Sheer Grey 80x160 RT ① V1

fPCS Sheer Grey Spigolo 1x80 RT ③ fPCZ A.E. Spigolo 1x1 ④



fPBH Sheer Stick Grey 80x160 RT ② V1




fPBE Sheer Dune Grey 80x160 RT ② V1



fPBC Sheer Deco Rust 80x160 RT ① V4

fPCX Sheer Deco Rust Spigolo 1x80 RT ③ fPC4 A.E. Spigolo 1x1 ④



fPA7 Sheer Taupe 80x160 RT ① V1

fPCT Sheer Taupe Spigolo 1x80 RT ③ fPCO A.E. Spigolo 1x1 ④

	Unità di vendita Sales unit	MQ./Box	PZ./Box	Kg/Box	Box/PL
①	1 Box	1,280	1	22,60	36
②	1 Box	1,280	1	24,90	33
③	1 Box	-	5	-	-
④	1 Box	-	4	-	-



fPFZ Sheer Bamboo Beige Inserto 80x160 RT

①



fPDQ Sheer Leaves White Inserto 80x160 RT

①



fPDP Sheer Bamboo Taupe Inserto 80x160 RT

①




fPDO Sheer Pattern Grey Inserto 80x160 RT

①



Sheer Pattern Inserto



fPGY Lumina 160 Cromo Silver Listello 1,5x160 RT

②



fPGO Lumina 160 Satinato Silver Listello 1,5x160 RT

②



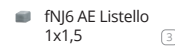
fPGZ Lumina 160 Satinato Copper Listello 1,5x160 RT

②



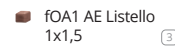
fNJ5 AE Listello 1x1,5

③



fNJ6 AE Listello 1x1,5

③



fOA1 AE Listello 1x1,5

③

	Unità di vendita Sales unit	MQ./Box	PZ./Box	Kg/Box	Box/PL
①	1 Box	1,280	1	22,00	-
②	1 Box	-	5	-	-
③	1 Box	-	4	-	-



Sheer Bamboo Inserto


# Sheer 25x75 Wall Tiles

WALL TILES


25x75  
9 7/8" x 29 1/2"

SPESSORE 8,5 mm  
THICKNESS 8,5 mm

SPESSORE 3D 10,5 mm  
3D THICKNESS 10,5 mm



fRFE Sheer Beige 25x75 V1 1



fRIB Sheer Drap Beige 25x75 V1 2




fRID Sheer Rock Beige 25x75 V1 2



fPF2 Sheer Tropic Beige InsertoMix 3 75x75 5



fPF0 Sheer Canvas Bronze Inserto 25x75 6



fRGG Sheer Grey 25x75 V1 1




fRIC Sheer Drap Grey 25x75 V1 2




fRIE Sheer Rock Grey 25x75 V1 2



fPF1 Sheer Canvas Steel Inserto 25x75 6



fRFF Sheer White 25x75 V1 1




fREV Sheer Drap White 25x75 V1 2



fRIF Sheer Rock White 25x75 V1 2



fPGX Sheer Plot White Inserto 25x75 6



fRIA Sheer Taupe 25x75 V1 1

fPC5 Sheer Beige Spigolo 1x25 3

fPC6 Sheer Grey Spigolo 1x25 3

fPC8 Sheer White Spigolo 1x25 3

fPC7 Sheer Taupe Spigolo 1x25 3

fPC9 A.E. Spigolo 1x1 4

fPDA A.E. Spigolo 1x1 4

fPDC A.E. Spigolo 1x1 4

fPDB A.E. Spigolo 1x1 4

fk6K Lumina 75 Cromo Silver Listello 1,5x75 3

fNJ5 AE Listello 1x1,5 4

fk6L Lumina 75 Satinato Silver Listello 1,5x75 3

fNJ6 AE Listello 1x1,5 4

fNLH Lumina 75 Satinato Blu Micromatita 0,7x75 3

fOK0 Lumina 75 Satinato Copper Listello 1,5x75 3

fOA1 AE Listello 1x1,5 4


	Unità di vendita Sales unit	MQ./Box	PZ./Box	Kg/Box	Box/PL
<span>1</span>	1 Box	1,500	8	22,40	42
<span>2</span>	1 Box	1,313	7	19,95	42
<span>3</span>	1 Box	-	5	-	-
<span>4</span>	1 Box	-	4	-	-
<span>5</span>	1 Box	-	1MIX	9,00	-
<span>6</span>	1 Box	-	4	11,20	-



MOSAICO



fPDD Sheer Beige Bar Mosaico 30,5x30,5 ①



fPGT Sheer Beige Mosaico 30,5x30,5 ②



fPK Sheer Beige Sharp Mosaico Mix 2 30,5x61 ④




fPHX Sheer Camou Beige Dot Mix 2 3,5x4 ⑤



fPHY Sheer Camou Grey Dot Mix 2 3,5x4 ⑤



fPDG Sheer White Bar Mosaico 30,5x30,5 ①



fPGW Sheer White Mosaico 30,5x30,5 ②



fPDN Sheer White Sharp Mosaico Mix 2 30,5x61 ④




fPHZ Sheer Deco Rust Dot Mix 2 3,5x4 ⑤



fPHO Sheer Gold Dot Mix 2 3,5x4 ⑤




fPDE Sheer Grey Bar Mosaico 30,5x30,5 ①




fPGU Sheer Grey Mosaico 30,5x30,5 ②




fPDL Sheer Grey Sharp Mosaico Mix 2 30,5x61 ④



fPH1 Sheer Silver Dot Mix 2 3,5x4 ⑤



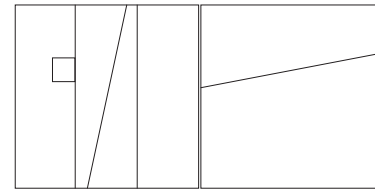
fPDF Sheer Taupe Bar Mosaico 30,5x30,5 ①



fPGV Sheer Taupe Mosaico 30,5x30,5 ②



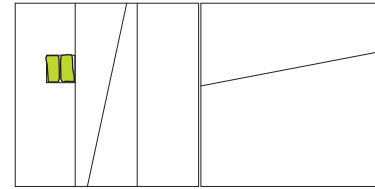
fPDM Sheer Taupe Sharp Mosaico Mix 2 30,5x61 ④



+



=



Ricorda che per ogni Mix di Mosaico "SHARP" devi scegliere e ordinare un complemento "DOT Mix 2" per completare il decoro.

Remember that with every Mix of Mosaico "SHARP" you must choose and order a "DOT Mix 2" complement to complete the decoration.

Rappelez-vous que pour chaque Mix de Mosaico "SHARP", vous devez choisir et commander un élément "DOT Mix 2" pour compléter la décoration. / Denken Sie daran, dass Sie für jeden Mix von Mosaico „SHARP“ einen Zusatz „DOT Mix 2“ wählen und bestellen müssen, um das Dekorelement zu vollenden. / Recuerde que para cada Mix de Mosaico "SHARP" debe elegir y pedir un complemento "DOT Mix 2" para completar la decoración. / Не забудьте, что для каждого микса Mosaico "SHARP" вам надо выбрать и заказать дополнительный элемент "DOT Mix 2" для завершения декора.


	Unità di vendita Sales unit	MQ./Box	PZ./Box	Kg/Box	Box/PL
①	1 Box	0,558	6	8,20	72
②	1 Box	0,558	6	8,20	84
③	1 Box	0,575	6	9,90	72
④	1 Box	0,558	3 MIX	9,53	-
⑤	1 Box	-	3 MIX	0,15	-



fPDH Sheer Camou Beige Bar Mosaico 30,5x30,5 ①



fPDI Sheer Camou Grey Bar Mosaico 30,5x30,5 ①



fPDJ Sheer Deco Rust Round Mosaico 29,5x32,5 ③




Sheer Sharp Mosaico + Dot



Sheer Round Mosaico



Sheer Mosaico



Sheer Bar Mosaico



GRES PORCELLANATO

# STILL

## VIBRATING IMPERFECTION

Perfettamente imperfetti, i Brick Still regalano vibrazioni sature di colore e matericità, sprigionando una grande energia creativa che amplifica e vivacizza lo spazio.

Perfectly imperfect, Still Brick emanates vibrant tones and intricate textures, unleashing boundless creative energy that revitalises and enhances any space.

# Still

GRES PORCELLANATO

6x24  
2<sup>3</sup>/<sub>64</sub>" x 9<sup>29</sup>/<sub>64</sub>"

SPESORE 8,5 mm  
THICKNESS 8,5 mm

RT / rettificato - rectified



fsX1 Still Gesso V2

MATT



①



fsXZ Still Beige V2

MATT




①



fsX3 Still Terra V2

MATT



①



fsX0 Still Cemento V2

MATT



①




fsX2 Still Lavagna V2

MATT



①



ftAC Still Aloe V2

MATT



①



ftAD Still Denim V2

MATT



①

## MOSAICO



ftAI Still Gesso Curve Mosaico 29x29,5

②



ftAF Still Beige Curve Mosaico 29x29,5

②



ftAK Still Terra Curve Mosaico 29x29,5

②




ftAG Still Cemento Curve Mosaico 29x29,5

②



ftAJ Still Lavagna Curve Mosaico 29x29,5

②



ftAE Still Aloe Curve Mosaico 29x29,5

②



ftAH Still Denim Curve Mosaico 29x29,5

②



3,5 x 14,5 cm



ftAP Still Gesso Rombi Mosaico 31x35,5

③



ftAM Still Beige Rombi Mosaico 31x35,5

③




ftAR Still Terra Rombi Mosaico 31x35,5

③




ftAN Still Cemento Rombi Mosaico 31x35,5

③




ftAQ Still Lavagna Rombi Mosaico 31x35,5

③



ftAL Still Aloe Rombi Mosaico 31x35,5

③



ftAO Still Denim Rombi Mosaico 31x35,5

③



5 x 11,5 cm




ftAX Still Gesso Round Mosaico 29,5x32,5

④




ftAT Still Beige Round Mosaico 29,5x32,5

④




ftAZ Still Terra Round Mosaico 29,5x32,5

④




ftAU Still Cemento Round Mosaico 29,5x32,5

④




ftAY Still Lavagna Round Mosaico 29,5x32,5

④



ftAS Still Aloe Round Mosaico 29,5x32,5

④



ftAW Still Denim Round Mosaico 29,5x32,5

④



Ø 2,2 cm



ftA4 Still Gesso Tratti Mosaico 24x30,5

⑤



ftA1 Still Beige Tratti Mosaico 24x30,5

⑤




ftA6 Still Terra Tratti Mosaico 24x30,5

⑤




ftA2 Still Cemento Tratti Mosaico 24x30,5

⑤




ftA5 Still Lavagna Tratti Mosaico 24x30,5

⑤



ftA0 Still Aloe Tratti Mosaico 24x30,5

⑤



ftA3 Still Denim Tratti Mosaico 24x30,5

⑤



1 x 24 cm

	Unità di vendita Sales unit	MQ./Box	PZ./Box	Kg/Box	Box/PL
①	1 Box	0,691	48	12,44	75
②	1 Box	0,513	6	8,83	72
③	1 Box	0,440	4	7,57	84
④	1 Box	0,575	6	9,10	72
⑤	1 Box	0,439	6	7,56	72



GRES PORCELLANATO & WALL TILES

# SUMMER


## AN ITALIAN JOURNEY

Summer è un racconto ceramico affidato alla luce, in cui la bellezza ha i colori e i profumi dell'Italia: ceramiche iconiche, morbidamente materiche, setose al tatto, ricche dei colori naturali della terra.

Summer is a ceramic tale engraved under the sunlight, where beauty wears the colours and scents of Italy: iconic wall tiles, softly material, silky to the touch and featuring the rich, natural colours of the earth ceramics.



Summer Terracotta V2




Summer Brezza V2




Summer Sabbia V2



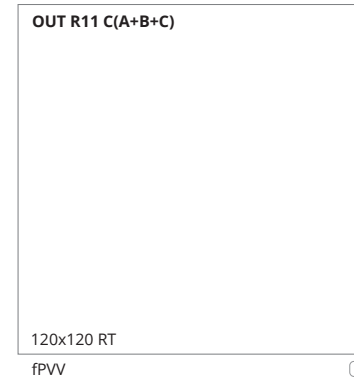
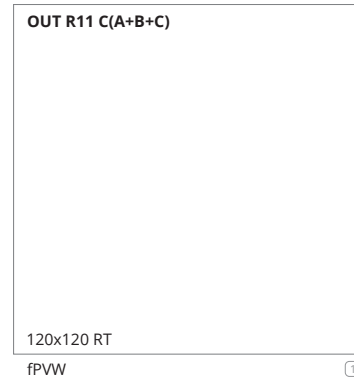


Summer Sciara V2



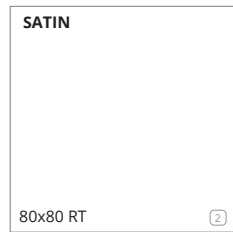
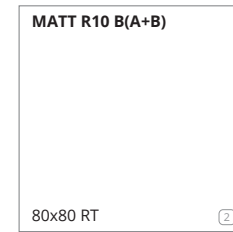
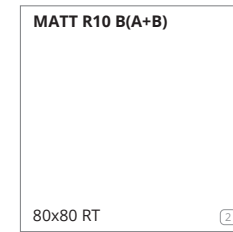
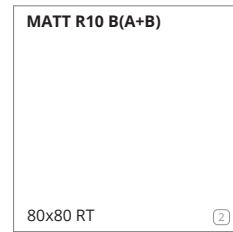
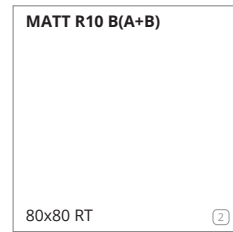
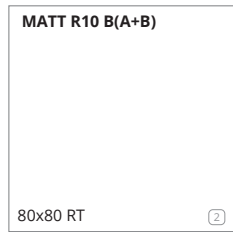

Summer Crepuscolo V2




Summer Vento V2




	Unità di vendita Sales unit	MQ./Box	PZ./Box	Kg/Box	Box/PL
①	1 Box	2,880	2	61,58	20
②	1 Box	1,280	2	24,90	48





Summer Sale


V2



120x120 RT

fPLF


1



80x80 RT

fPKN

2



80x80 RT

fPRC

2




Summer Round Mosaico



Summer Macromosaico Anticato

MOSAICO




fPLY Summer Terracotta  
Round Mosaico Matt R10  
29,5x32,5

3

fPLT Summer Brezza  
Round Mosaico Matt R10  
29,5x32,5

3




fPLV Summer Sabbia  
Round Mosaico Matt R10  
29,5x32,5

3

fPLX Summer Sciarra  
Round Mosaico Matt R10  
29,5x32,5

3




fPLU Summer Crepuscolo  
Round Mosaico Matt R10  
29,5x32,5

3

fPLZ Summer Vento  
Round Mosaico Matt R10  
29,5x32,5

3




fPLW Summer Sale  
Round Mosaico Matt R10  
29,5x32,5

3



Ø 2,2 cm

MOSAICO ANTICATO



fPLR Summer Terracotta  
Macromosaico Anticato  
Matt R10 30x30

4

fPLM Summer Brezza  
Macromosaico Anticato  
Matt R10 30x30

4



fPLO Summer Sabbia  
Macromosaico Anticato  
Matt R10 30x30

4

fPLQ Summer Sciarra  
Macromosaico Anticato  
Matt R10 30x30

4



fPLN Summer Crepuscolo  
Macromosaico Anticato  
Matt R10 30x30

4

fPLS Summer Vento  
Macromosaico Anticato  
Matt R10 30x30

4



fPLP Summer Sale  
Macromosaico Anticato  
Matt R10 30x30

4



5 x 5 cm

TRIMS

SUMMER	TERRACOTTA	BREZZA	SABBIA	SCIARA	CREPUSCOLO	VENTO	SALE
Battiscopa 7,2x120 RT 3"x47 <sup>1/4</sup> "	-	-	Matt 5	Matt 5	Matt 5	Matt 5	Matt 5
Battiscopa 7,2x80 RT 3"x31 <sup>1/2</sup> "	Matt Satin 6	Matt Satin 6	Matt Satin 6	Matt Satin 6	Matt Satin 6	Matt Satin 6	Matt Satin 6
Battiscopa Sagomato DX 7,2x30 RT 3"x11 <sup>3/4</sup> "	Matt Satin 7	Matt Satin 7	Matt Satin 7	Matt Satin 7	Matt Satin 7	Matt Satin 7	Matt Satin 7
Battiscopa Sagomato SX 7,2x30 RT 3"x11 <sup>3/4</sup> "	Matt Satin 7	Matt Satin 7	Matt Satin 7	Matt Satin 7	Matt Satin 7	Matt Satin 7	Matt Satin 7
Scalino 33x120 RT 13"x47 <sup>1/4</sup> "	-	-	Matt R9 8	Matt R9 8	Matt R9 8	Matt R9 8	Matt R9 8
Scalino 33x80 RT 13"x31 <sup>1/2</sup> "	Matt R10 Satin 8	Matt R10 Satin 8	Matt R10 Satin 8	Matt R10 Satin 8	Matt R10 Satin 8	Matt R10 Satin 8	Matt R10 Satin 8
Scalino Angolare 33x33 RT 13"x13"	Matt R10 Satin 8	Matt R10 Satin 8	Matt R10 Satin 8	Matt R10 Satin 8	Matt R10 Satin 8	Matt R10 Satin 8	Matt R10 Satin 8
Scalino Angolare 33x33 RT 13"x13"	-	-	Matt R9 8	Matt R9 8	Matt R9 8	Matt R9 8	Matt R9 8

	Unità di vendita Sales unit	MQ./Box	PZ./Box	Kg/Box	Box/PL
1	1 Box	2,880	2	61,58	20
2	1 Box	1,280	2	24,90	48
3	1 Box	0,575	6	9,10	72
4	1 Box	0,540	6	10,20	60
5	1 Box	6,00 ML	5	7,70	-
6	1 Box	6,40 ML	8	8,24	-
7	1 Box	-	8	-	-
8	1 Box	-	2	-	-

# Summer Wall Tiles

WALL TILES

30,5x91,5  
12"x36"

SPESSORE 8,5 mm  
THICKNESS 8,5 mm

SPESSORE 3D 10,5 mm  
3D THICKNESS 10,5 mm

RT / rettificato - rectified



fPI6 Summer Sabbia 30,5x91,5 RT V2  
①




fPI9 Summer Vento 30,5x91,5 RT V2  
①




fPI7 Summer Sale 30,5x91,5 RT V2  
①



fPI8 Summer Terracotta 30,5x91,5 RT V2  
①



fPI5 Summer Ombra 30,5x91,5 RT V2  
①



fPI3 Summer Mare 30,5x91,5 RT V2  
①



fPI4 Summer Oliva 30,5x91,5 RT V2  
①



fPI2 Summer Brezza 30,5x91,5 RT V2  
①



fPJC Summer Slot Sabbia 30,5x91,5 RT V2  
④




fPJE Summer Slot Vento 30,5x91,5 RT V2  
④




fPJD Summer Slot Sale 30,5x91,5 RT V2  
④



fPJG Summer Track Sabbia 30,5x91,5 RT V2  
①



fPJB Summer Flower Sale 30,5x91,5 RT V2  
①



fPJA Summer Flower Ombra 30,5x91,5 RT V2  
①



fPJF Summer Track Mare 30,5x91,5 RT V2  
①


## MOSAICO



fPJ1 Summer Luce Sabbia Mosaico 30,5x30,5 ⑤




fPJ4 Summer Luce Vento Mosaico 30,5x30,5 ⑤




fPJ2 Summer Luce Sale Mosaico 30,5x30,5 ⑤



fPJ3 Summer Luce Terracotta Mosaico 30,5x30,5 ⑤



fPJ0 Summer Luce Ombra Mosaico 30,5x30,5 ⑤




fPJY Summer Luce Mare Mosaico 30,5x30,5 ⑤



fPJZ Summer Luce Oliva Mosaico 30,5x30,5 ⑤




fPJX Summer Luce Brezza Mosaico 30,5x30,5 ⑤



1,7 x 1,7 cm



fPJT Summer Elle Sabbia Mosaico 30,5x30,5 ⑤




fPJW Summer Elle Vento Mosaico 30,5x30,5 ⑤




fPJU Summer Elle Sale Mosaico 30,5x30,5 ⑤




fPJV Summer Elle Terracotta Mosaico 30,5x30,5 ⑤



fPJS Summer Elle Ombra Mosaico 30,5x30,5 ⑤



fPJJ Summer Elle Mare Mosaico 30,5x30,5 ⑤



fPJR Summer Elle Oliva Mosaico 30,5x30,5 ⑤



fPJP Summer Elle Brezza Mosaico 30,5x30,5 ⑤



fPKW Summer Magnolia Vento Inserto 30,5x91,5 RT ⑥



fPKV Summer Bark Ombra Inserto 30,5x91,5 RT ⑥

	Unità di vendita Sales unit	MQ./Box	PZ./Box	Kg/Box	Box/PL
①	1 Box	1,395	5	21,10	42
②	1 Box	-	5	-	-
③	1 Box	-	4	-	-
④	1 Box	1,116	4	18,50	42
⑤	1 Box	0,558	6	7,70	72
⑥	1 Box	-	2	9,40	-



**Classification WallPECE**  
Seul le site du CSTB fait foi, pour vérifier les classements indiqués, merci de consulter le site <https://evaluation.cstb.fr/>

- fPKH Summer Sabbia Spigolo 1x30,5 RT ③
- fPKC Summer Vento Spigolo 1x30,5 RT ③
- fPKA Summer Sale Spigolo 1x30,5 RT ③
- fPKB Summer Terracotta Spigolo 1x30,5 RT ③
- fPJ8 Summer Ombra Spigolo 1x30,5 RT ③
- fPJ6 Summer Mare Spigolo 1x30,5 RT ③
- fPJ7 Summer Oliva Spigolo 1x30,5 RT ③
- fPJ5 Summer Brezza Spigolo 1x30,5 RT ③
- fPKH A.E. Spigolo 1x1 ③
- fPKK A.E. Spigolo 1x1 ③
- fPKI A.E. Spigolo 1x1 ③
- fPKJ A.E. Spigolo 1x1 ③
- fPKG A.E. Spigolo 1x1 ③
- fPKE A.E. Spigolo 1x1 ③
- fPKF A.E. Spigolo 1x1 ③
- fPKD A.E. Spigolo 1x1 ③

- foAX Lumina Cromo Black Listello 1,5x91,5 RT ②

③
- foAY Lumina Satinato Black Listello 1,5x91,5 RT ②

③
- fMUK Lumina Cromo Silver Listello 1,5x91,5 RT ②

③
- fMUL Lumina Satinato Copper Listello 1,5x91,5 RT ②

③
- foL8 Lumina Satinato Bronze Listello 1,5x91,5 RT ②

③
- fMUN Lumina Satinato Silver Micromatita 0,7x91,5 RT ②
- fMUM Lumina Cromo Silver Micromatita 0,7x91,5 RT ②
- fMUO Lumina Satinato Blu Micromatita 0,7x91,5 RT ②
- fMUP Lumina Satinato Fumé Micromatita 0,7x91,5 RT ②

## WALL/FLOOR

WALL	SUMMER 	 SABBIA	 VENTO	 SALE	 TERRACOTTA	 OMBRA	 MARE	 OLIVA	 BREZZA
FLOOR	SUMMER	 SABBIA	 VENTO	 SALE	 TERRACOTTA	 SCIARA	 SCIARA	 CREPUSCOLO	 BREZZA

UTILIZZARE STUCCHI IN TINTA / USE MATCHING GROUTS



GRES PORCELLANATO & WALL TILES

# YLICO

## DESIGN YOUR EMPATY ROOMS

Vivere attornati da bellezza, avvolti in un abbraccio naturale, contando sulle alte performance della ceramica: sicura, igienica e facile.

Living surrounded by beauty, wrapped in a natural embrace, trusting the high performance of the ceramic material: safe, hygienic and easy to clean.





Ylico Musk V2



Ylico Taupe V2



Ylico Sand V2



Ylico Light V2



Ylico Grey V2



Ylico Lagoon V2

**MATT R9**

120x120 RT  
fQZO ①

**MATT R9**

120x120 RT  
fQZN ①

**MATT R9**

120x120 RT  
fQZM ①

**MATT R9**

120x120 RT  
fQZL ①

**MATT R9**

60x120 RT  
fQZS ②

**MATT R9**

60x120 RT  
fQZR ②

**MATT R9**

60x120 RT  
fQZQ ②

**MATT R9**

60x120 RT  
fQZP ②

**MATT R10 B(A+B)**

80x80 RT  
fQWR ③

**MATT R10 B(A+B)**

80x80 RT  
fQWT ③

**MATT R10 B(A+B)**

80x80 RT  
fQWS ③

**MATT R10 B(A+B)**

80x80 RT  
fQWQ ③

**MATT R10 B(A+B)**

80x80 RT  
fQWP ③

**MATT R10 B(A+B)**

80x80 RT  
fQW4 ③

**SATIN**

80x80 RT  
fQWW ③

**SATIN**

80x80 RT  
fQWY ③

**SATIN**

80x80 RT  
fQWX ③

**SATIN**

80x80 RT  
fQWV ③

**SATIN**

80x80 RT  
fQWU ③

**SATIN**


80x80 RT  
fQW5 ③



**Classification UPEC**  
Seul le site du CSTB fait foi, pour vérifier les classements indiqués, merci de consulter le site <https://evaluation.cstb.fr/>

	Unità di vendita Sales unit	MQ./Box	PZ./Box	Kg/Box	Box/PL
①	1 Box	2,880	2	61,58	20
②	1 Box	1,440	2	33,33	35
③	1 Box	1,280	2	24,90	48

MACROMOSAICO



MOSAICO DECO




	Unità di vendita Sales unit	MQ./Box	PZ./Box	Kg/Box	Box/PL
①	1 Box	0,540	6	9,60	60
②	1 Box	ML 6,00	5	7,70	-
③	1 Box	-	8	-	-
④	1 Box	ML 6,40	8	8,24	-
⑤	1 Box	-	2	-	-

TRIMS

YLICO	GREY	LIGHT	SAND	TAUPE	LAGOON	MUSK
Battiscopa 7,2x120 RT 3"x47 1/4"	Matt R9 ②	Matt R9 ②	Matt R9 ②	Matt R9 ②	-	-
Battiscopa Sagomato DX e SX 7,2x30 RT 3"x11 3/4"	Matt R9 ③	Matt R9 ③	Matt R9 ③	Matt R9 ③	-	-
Battiscopa 7,2x80 RT 3"x31 1/2"	Matt R10 / SATIN ④	Matt R10 / SATIN ④	Matt R10 / SATIN ④	Matt R10 / SATIN ④	Matt R10 / SATIN ④	Matt R10 / SATIN ④
Battiscopa Sagomato DX e SX 7,2x30 RT 3"x11 3/4"	Matt R10 / SATIN ③	Matt R10 / SATIN ③	Matt R10 / SATIN ③	Matt R10 / SATIN ③	Matt R10 / SATIN ③	Matt R10 / SATIN ③
Scalino 33x120 RT 13"x47 1/4"	Matt R9 ⑤	Matt R9 ⑤	Matt R9 ⑤	Matt R9 ⑤	-	-
Scalino Angolare 33x33 RT 13"x13"	Matt R9 ⑤	Matt R9 ⑤	Matt R9 ⑤	Matt R9 ⑤	-	-
Scalino 33x80 RT 13"x31 1/2"	Matt R10 SATIN ⑤	Matt R10 SATIN ⑤	Matt R10 SATIN ⑤	Matt R10 SATIN ⑤	Matt R10 SATIN ⑤	Matt R10 SATIN ⑤
Scalino Angolare 33x33 RT 13"x13"	Matt R10 SATIN ⑤	Matt R10 SATIN ⑤	Matt R10 SATIN ⑤	Matt R10 SATIN ⑤	Matt R10 SATIN ⑤	Matt R10 SATIN ⑤






fQV7 Ylico Grey Matt 50x120 RT ① V2

fRB7 Ylico Grey Spigolo 1x50 RT ②

fRCD AE Spigolo 1x1 ③



fQV8 Ylico Light Matt 50x120 RT ① V2

fRB8 Ylico Light Spigolo 1x50 RT ②

fRCE AE Spigolo 1x1 ③



fQWD Ylico Damasc 50x120 RT ①



fQWE Ylico Flower Concrete 50x120 RT ①



fQV9 Ylico Musk Matt 50x120 RT ① V2

fRB9 Ylico Musk Spigolo 1x50 RT ②

fRCF AE Spigolo 1x1 ③



fQWA Ylico Sand Matt 50x120 RT ① V2

fRCA Ylico Sand Spigolo 1x50 RT ②

fRCG AE Spigolo 1x1 ③



fQWF Ylico Petals 50x120 RT ①




fQWG Ylico Tropical Rust 50x120 RT ①



fQWB Ylico Sky Matt 50x120 RT ① V2

fRCB Ylico Sky Spigolo 1x50 RT ②

fRCH AE Spigolo 1x1 ③



fQWC Ylico Taupe Matt 50x120 RT ① V2

fRCC Ylico Taupe Spigolo 1x50 RT ②

fRCI AE Spigolo 1x1 ③



fQDI Milano Mood Tropical Verde 50x120 RT ①

Eventuali piccoli disallineamenti nella continuità grafica fra una piastrella e l'altra, sono una caratteristica intrinseca di questa tipologia di prodotto.

Any small misalignments in the continuity between different tiles are normal for this type of product.

AVVERTENZE PER LA POSA IN OPERA DEGLI ARTICOLI YLICO Wall Tiles: posare il prodotto facendo combaciare la grafica fra una piastrella e l'altra. Le frecce sul retro non sono indicative del verso di posa.

TIPS FOR INSTALLING THE YLICO Wall Tiles PRODUCTS: lay the tiles by matching the patterns. The arrows on the back do not indicate the laying direction.

AVERTISSEMENTS POUR LA POSE DES ARTICLES YLICO Wall Tiles: poser le produit en faisant coïncider le graphisme entre un carreau et l'autre. Les flèches au verso n'indiquent pas le sens de la pose.

HINWEISE FÜR DAS VERLEGEN DER ARTIKEL YLICO Wall Tiles: Das Produkt so verlegen, dass die Grafik der einzelnen Fliesen übereinstimmt. Die Pfeile auf der Rückseite geben keinen Hinweis zur Verlegerichtung.

ADVERTENCIA PARA LA COLOCACIÓN DE LOS ARTÍCULOS YLICO Wall Tiles: colocar el producto haciendo coincidir los dibujos entre las placas. Las flechas en la parte trasera no indican la dirección de colocación.

Инструкции для укладки плитки YLICO Wall Tiles: уложите плитки в соответствии с нанесенным рисунком. Стрелки на обратной стороне не указывают на направление укладки.

	Unità di vendita Sales unit	MQ./Box	PZ./Box	Kg/Box	Box/PL
①	1 Box	1,800	3	31,50	35
②	1 Box	-	5	-	-
③	1 Box	-	4	-	-




fRCR Ylico Peony Inserto Mix 5 120x250 RT ①




fRCQ Ylico Paint Green Inserto Mix 2 100x120 RT ②


MOSAICO




fRCS Ylico Grey  
Mosaico 30,5x30,5 ③



fRCW Ylico Lagoon  
Mosaico 30,5x30,5 ③




fRCT Ylico Light  
Mosaico 30,5x30,5 ③



fRCU Ylico Musk  
Mosaico 30,5x30,5 ③



fRCV Ylico Sand  
Mosaico 30,5x30,5 ③



fRCX Ylico Taupe  
Mosaico 30,5x30,5 ③



1,8 x 1,8 cm

MOSAICO GARDEN



fRC8 Ylico Tropical Rust  
Garden Mosaico  
30,5x50 ④



fRC9 Ylico Tropical Verde  
Garden Mosaico  
30,5x50 ④



3,7 x 50 cm

BOISERIE MOSAICO GRES PORCELLANATO



fRD8 Roots Gold  
Boiserie Mosaico  
30x120 ⑤



fRD9 Roots Honey  
Boiserie Mosaico  
30x120 ⑤



fRDA Roots Taupe  
Boiserie Mosaico  
30x120 ⑤



fRDB Roots Tobacco  
Boiserie Mosaico  
30x120 ⑤



3,5 x 120 cm

	Unità di vendita Sales unit	MQ./Box	PZ./Box	Kg/Box	Box/PL
①	1 Box	-	1 MIX	51,30	-
②	1 Box	-	1 MIX	30,78	-
③	1 Box	0,558	6	8,20	72
④	1 Box	0,457	3	7,50	50
⑤	1 Box	0,360	1	8,43	81



# FAP+


## AMAZING COMBINATIONS

Soluzioni tailor-made che esplorano le potenzialità arredative della ceramica.

Tailor made solutions that explore the furnishing potential of ceramics.

# Fap+ Contatto

# Fap+ Sguardi



Contatto Tondo da appoggio  
45x45x21,5









































Contatto Ovale da appoggio  
40x80x21,5



Contatto Tondo Freestanding  
45x45x90

Finiture disponibili, tutte le essenze Fap Maxxi 120x278 spessore 6 mm  
Available in all Fap Maxxi essences 120x278 spessore 6 mm

 Color>Mood Flowery Field	 Color>Mood Green Trees	 Color>Mood Tropical Blue		
 Ylico Flower Falls	 Ylico Tropical Green	 Ylico Wood Fog	 Ylico Stripes	
 Color Now Fango Silk	 Color Now Grigio Silk	 Color Now Bianco Silk	 Color Now Beige Silk	
 Ylico Light Matt	 Ylico Grey Matt	 Ylico Sand Matt	 Ylico Taupe Matt	
 Oxide Iron Matt	 Oxide Blue Rust Matt	 Oxide Corten Matt	 Oxide Deco Rust Matt	
 Gemme Cielo Brillante	 Gemme Rosa Brillante	 Gemme Menta Brillante	 Gemme Beige Brillante	 Gemme Bianco Brillante
 Roma Pietra Silk	 Roma Carrara Silk	 Roma Calacatta Silk		
 Roma Diamond Beige Dune Brill.	 Roma Diamond Grigio Sup. Brill.	 Roma Diamond Calacatta Brill.	 Roma Diamond Carrara Brill.	 Roma Diamond Statuario Brill.
 Roma Gold Calacatta Delicato Brillante	 Roma Gold Onice Miele Brillante	 Roma Gold Calacatta Oro Brillante	 Roma Gold Onice Neve Brillante	 Roma Gold Nero Elegante Brillante
				 Roma Gold Carrara Superiore Brillante



fFBG Sguardi Portale  
Esmeralda LED  
50x100



fFBE Sguardi Portale  
Azzurra LED  
50x100



fFBH Sguardi Portale  
Gaia LED  
50x100




fFBI Sguardi Portale  
Rosalba LED  
50x100




fFBF Sguardi Portale  
Bianca LED  
50x100


4,9 cm



fFBK Sguardi Quadro  
Esmeralda LED  
96x96



fFBJ Sguardi Quadro  
Azzurra LED  
96x96




fFBL Sguardi Quadro  
Gaia LED  
96x96

4,65 cm



fFBC Sguardi Arco  
Esmeralda LED  
40x90

4,9 cm



fFBD Sguardi Oblò  
Esmeralda LED  
40x90

4,9 cm

INFORMAZIONI  
UTILI

USEFUL  
INFORMATION



# Wall tiles

## Piastrelle rettificate in pasta bianca, pareti senza fughe

### Rectified white body tiles, jointless walls

Noi realizziamo piastrelle e ne tagliamo i bordi per renderle a “spigolo vivo”, questo permette di posarle senza fuga, così le pareti sono superfici continue, lisce e perfette, le fughe quasi invisibili. Oltre ai benefici estetici, non trattengono lo sporco e facilitano la pulizia.

We create tiles and cut the edges. These “sharp-edge” tiles can be laid without joints, for perfectly smooth, continuous surfaces, with the joints barely noticeable. In addition to the aesthetic advantages, these tiles prevent dirt from gathering and are thus easy to clean.

#### FORMATS RECTIFIÉS, POSE À JOINT RÉDUIT

Nous réalisons des carreaux que nous rectifions pour obtenir des bords parfaitement droits qui permettent une pose à joints réduits. Les murs apparaissent ainsi plus uniformes et continus car le joint est presque invisible. Ceci constitue non seulement un avantage esthétique, les espaces apparaissent plus grands, mais également fonctionnel : la saleté s'y loge en effet moins facilement et l'entretien est plus aisé.

#### GESCHLIFFENE FLIESEN, FUGENLOSE WÄNDE

Wir produzieren Fliesen und schneiden die Kanten, um «scharfe Kanten» zu erhalten. Dies bedeutet, dass sie nahtlos verlegt werden können, sodass die Oberflächen durchgehend, glatt und perfekt sind und die Fugen kaum sichtbar sind. Zusätzlich zu den ästhetischen Vorteilen wird Schmutz nicht eingeschlossen und die Reinigung wird erleichtert.

#### LOSAS RECTIFICADAS, PAREDES SIN JUNTAS

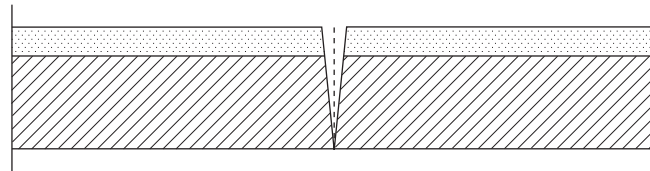
Realizamos losas y cortamos los bordes para que sean de “arista viva”, lo que permite colocarlas sin juntas; de esta manera las superficies de las paredes son continuas, lisas y perfectas y las juntas son casi invisibles. Además de los beneficios estéticos, no retienen la suciedad y facilitan la limpieza.

#### ОСНОВНАЯ ПЛИТКА, БЕСШОВНАЯ СТЕНКА

Мы производим плитки и дорабатываем края, чтобы создать «живой край». Это позволяет использовать бесшовную технику укладки, которая гарантирует непрерывность, гладкость и совершенство поверхностей с почти невидимыми швами. В дополнение к эстетическим преимуществам, этот стиль не задерживает грязь и облегчает стирку. отражают совершенное сочетание керамических традиций и находок современного дизайна.

#### RETTIFICHIAMO LE PIASTRELLE CON UN TAGLIO LEGGERMENTE INCLINATO PER CONSENTIRE LA POSA ACCOSTATA:

- ▶ posa senza sbecatura
- ▶ penetrazione agevolata dello stucco



#### WE RECTIFY THE TILES WITH A SLIGHTLY DIAGONAL CUT, ALLOWING FOR FLUSH LAYING:

- ▶ laying without cracks
- ▶ makes it easier for the grout to penetrate

#### LA RECTIFICATION DES CARREAUX PRÉVOIT UNE COUPE AVEC UN LÉGER BIAIS POUR FACILITER LA POSE À JOINTS RÉDUITS :

- LES BORDS DES CARREAUX SONT MOINS EXPOSÉS À DES ÉCLATS
- LE MORTIER JOINT PÉNÈTRE PLUS FACILEMENT

#### WIR SCHLEIFEN DIE FLIESEN MIT EINEM LEICHT GENEIGTEN SCHNITTWINKEL, UM SIE NEBENEINANDER VERLEGEN ZU KÖNNEN:

- VERLEGEN OHNE ANGESCHLAGENEN RÄNDER
- LEICHTERES EINDRINGEN DER FUGENMASSE

#### RECTIFICAMOS LAS LOSAS CON UN CORTE LIGERAMENTE INCLINADO PARA PERMITIR LA COLOCACIÓN UNIDA:

- COLOCACIÓN SIN ASTILLADOS
- PENETRACIÓN FACILITADA DEL MORTERO DE REJUNTADO

#### МЫ ВЫРАВНИВАЕМ КРАЯ ПЛИТКИ, ОБРЕЗАЯ ИХ ПОД ЛЕГКИМ НАКЛОНОМ, ЧТО ПОЗВОЛЯЕТ ПРОИЗВОДИТЬ БЕСШОВНУЮ УКЛАДКУ:

- УКЛАДКА БЕЗ НЕРОВНОСТЕЙ
- БЕСПРЕПЯТСТВЕННОЕ ПРОНИКНОВЕНИЕ ШТУКАТУРКИ

# Wall tiles 80x160

#### POSARE IL FORMATO 80x160 CON DISTANZIATORI LIVELLANTI, FUGA CONSIGLIATA DA 0,5 A 2,00 MM.

Per evitare potenziali sbecature o graffi sulla superficie della piastrella, si consiglia di utilizzare pedane anti-sbecatura e antigraffio per sistema livellante da interporre fra cuneo e piastrella.

#### PLACE THE 80X160 SIZE TILES WITH LEVELLING SPACERS, AND ENSURE THE JOINT SIZE IS BETWEEN 0.5 TO 2.0 MM.

It is recommended to place anti-skid and scratch-proof levelling mats between the wedge and tile to avoid possible chips or scratches on the tile surface.

#### POSER LES CARREAUX AU FORMAT 80X160 AVEC DES ENTRETOISES DE NIVELLEMENT, JOINT RECOMMANDÉ DE 0,5 À 2,0 MM.

Pour éviter les éventuelles ébréchantures ou rayures sur la surface du carreau, il est conseillé d'utiliser des plateformes anti-ébréchantures et anti-rayures comme système de nivellement à disposer entre la cône et le carreau.

#### DAS FORMAT 80X160 MIT NIVELLIERENDEN ABSTANDHALTERN VERLEGEN, EMPFOHLENE FUGE 0,5 BIS 2,0 MM.

Um mögliche Absplitterungen oder Kratzer auf der Oberfläche der Fliese zu vermeiden, empfiehlt sich die Verwendung von Absplitterungs- und Kratzschutzunterlagen für Nivelliersysteme, die zwischen Keil und Fliese gelegt werden.

#### COLOCACIÓN DEL FORMATO 80X160 CON CALZOS DE NIVELACIÓN, TAMAÑO DE JUNTA RECOMENDADO DA 0,5 A 2,0 MM.

Para evitar posibles roturas o arañazos en la superficie de la pieza, se recomienda utilizar los suplementos de sistema de nivelación que se colocarán entre la cuña y la pieza.

#### ДЛЯ УКЛАДКИ ФОРМАТА 80X160 ИСПОЛЬЗУЙТЕ ПРИСПОСОБЛЕНИЯ ДЛЯ ВЫРАВНИВАНИЯ; РЕКОМЕНДУЕМАЯ ШИРИНА ШВА ОТ 0,5 ДО 2,0 ММ.

Во избежание сколов или царапин на поверхности плитки, рекомендуется пользоваться зажимами на подставке, устанавливаемыми между плиткой и клином в системе выравнивания.






# Wall tiles pezzi speciali

## White body special trims

PIÈCES SPÉCIALES FAÏENCE ET LIGNE ATELIER / WEISSSCHERBIGE FORMTEILE & ATELIER  
 PIEZAS ESPECIALES PASTA BLANCA Y ATELIER / СПЕЦИАЛЬНЫЕ ЭЛЕМЕНТЫ ИЗ БЕЛОЙ МАССЫ & ATELIER



ANGOLO INTERNO  
ALZATA



ALZATA



SPIGOLO




ANGOLO ESTERNO  
ALZATA



SPIGOLO



ANGOLO ESTERNO  
SPIGOLO



SPIGOLO



ANGOLO ESTERNO  
SPIGOLO



Solo per formati 50x120 e 80x160 /  
Only for 50x120 & 80x160

Tutte le superfici del Gres porcellanato,  
una materia bella e tecnicamente perfetta

All the surfaces of Porcelain stoneware,  
a beautiful, technically perfect material



▼  
**Brillante**

Superficie  
lucida  
Polished  
surface




▼  
**Satin  
& Silk**

Superficie  
setosa  
Silky  
surface



▼  
**Matt**

Superficie  
opaca  
Matt  
surface



▼  
**Out**

Superficie  
antiscivolo  
per l'outdoor  
Non-slip  
surface  
for outdoor use

▼  
**R9**  
Aderenza  
normale  
Normal slip  
resistance

▼  
**R10**  
Aderenza  
media  
Average slip  
resistance

▼  
**R11**  
Aderenza elevata  
High slip resistance

# Gres porcellanato pezzi speciali

## Porcelain Stoneware special trims

Pièces spéciales grès cérame

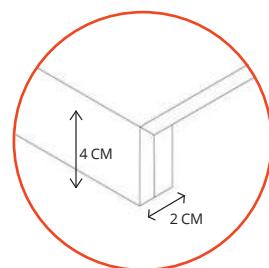
Feinsteinzeug-formteile

Piezas especiales gres porcelánico

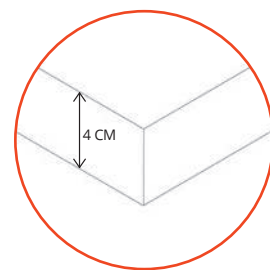
Специальные элементы из керамогранита



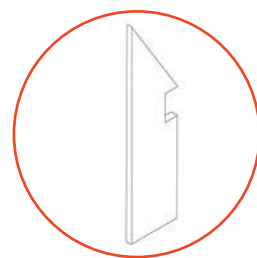
SCALINO



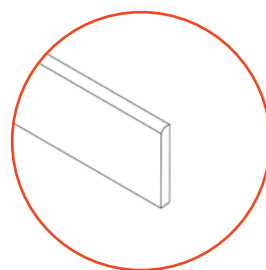
SCALINO ANGOLARE



BATTISCOPIA SAGOMATO



BATTISCOPIA



# La scala

Fap ceramiche ha creato la superficie perfetta per realizzare la vostra scala ideale

## The stairs



Fap ceramiche has created the perfect surface for shaping your ideal stairs

Les escaliers. Fap ceramiche propose les finitions idéales pour l'habillage des escaliers.

Die treppe. Fap ceramiche hat die perfekte oberfläche für die gestaltung ihrer idealen treppe geschaffen.

La escalera. Fap ceramiche ha creado la superficie perfecta para realizar su escalera ideal.

Лестница. Компания fap ceramiche разработала специальные покрытия для создания идеальной лестницы.



### Looks like

- 01 Pietra / Stone
- 02 Marmo / Marble
- 03 Legno / Wood

# Destinazione d'uso

## Destination of use

Utilisation prévue  
Verwendungszweck  
Destinos de uso  
Область применения

### MEDIUM WALKING

ambienti commerciali medi con accessi non diretti con l'esterno o protetti da zerbini come ristoranti, bar, negozi, hotel, biblioteche, business lounge, banche, ad esclusione di passaggi obbligati. Ideale anche per ambienti residenziali.

commercial environments with medium foot traffic: with non-direct outside access or access protected with doormats, such as restaurants, bars, shops, hotels, libraries, business lounges, banks, except for areas with obligatory passages. Also ideal for residential settings



DESERT, FIRENZE, GLIM, MILANO & FLOOR, NOBU, FAPNEST, MILANO MOOD, NUANCES, ROMA, ROMA DIAMOND, ROMA GOLD, ROMA STONE, ROOY, ROOTS, SHEER, SUMMER, YLICO.

espaces commerciaux soumis à un piétinement moyen avec accès non directs de l'extérieur ou protégés par des paillasons, tels que les restaurants, les cafés, les boutiques, les hôtels, les bibliothèques, les espaces affaires et les banques, à l'exception des lieux de passage obligatoires. Idéal aussi dans les espaces résidentiels.

ambientes comerciales medios: con accesos indirectos al exterior o protegidos por felpudos como restaurantes, bares, tiendas, hoteles, bibliotecas, business lounge, bancos, exceptuándose los pasajes obligatorios. Perfecto también para ambientes residenciales.

Gewerberäume mit mittlerer Begehungsfrequenz: Räumlichkeiten ohne direkten Zugang von außen oder durch Fußmatten geschützte Bereiche wie Restaurants, Bars, Geschäfte, Hotels, Bibliotheken, Business Lounges und Banken mit der Ausnahme von Durchgangsbereichen. Auch für den Wohnbereich ideal.

деловые помещения со средним уровнем проходимости: без прямого выхода на улицу или защищенные входными ковровыми покрытиями: рестораны, магазины, гостиницы, библиотеки, бизнес-залы, банки, за исключением обязательных зон прохода. Идеально подходит для жилых пространств.

### HEAVY WALKING

ambienti commerciali interni ad alto traffico: centri commerciali, aeroporti, musei, luoghi di culto, scuole, ospedali, centri sportivi. Ideale anche per ambienti commerciali leggeri e residenziali.

Indoor commercial environments with heavy foot traffic: shopping malls, airports, museums, places of worship, schools, hospitals, sports centres. Also ideal for light commercial and residential settings.



MAKU, NATIVA, SHEER, SUMMER, YLICO.

espaces commerciaux intérieurs soumis à un piétinement intense, comme les centres commerciaux, les aéroports, les musées, les lieux de culte, les écoles, les hôpitaux et les clubs de sport. Idéal aussi dans les espaces commerciaux soumis à un trafic léger et dans les espaces résidentiels..

ambientes comerciales interiores de elevado tránsito: centros comerciales, aeropuertos, museos, lugares de culto, escuelas, hospitales, centros deportivos. Perfecto también para ambientes comerciales ligeros y residenciales.

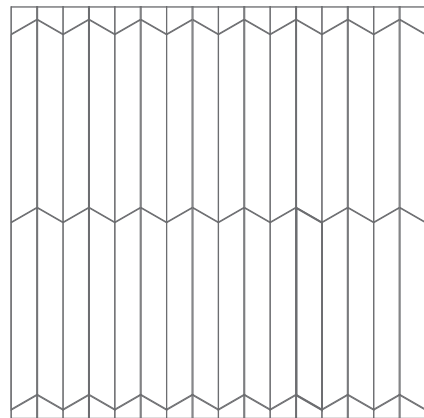

Gewerberäume im Innenbereich mit hoher Begehungsfrequenz: Einkaufszentren, Flughäfen, Museen, Gebetsstätten, Schulen, Spitäler, Sportanlagen. Auch für Geschäftsräume mit niedriger Begehungsfrequenz und den Wohnbereich ideal.

деловые помещения с высоким уровнем проходимости: торговые центры, аэропорты, музеи, культовые здания, школы, больницы, спортивные центры. Идеально подходит для деловых и жилых пространств.

# Suggerimenti di posa Atelier



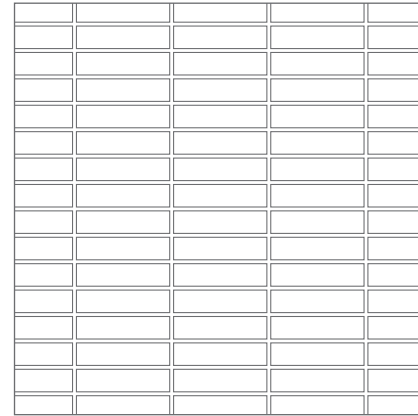
## Installation tips Atelier

7,5x45



Fuga 3-5 mm / 3-5 mm gap

6x24



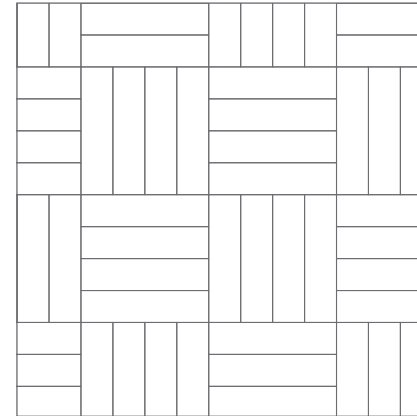


Fuga 3-5 mm / 3-5 mm gap


# Suggerimenti di posa Gres porcellanato

## Installation tips porcelain Stoneware


22,5x90 RT - 15x90 RT



22,5x90 RT - 15x90 RT



22,5x90 RT - 60% | 15x90 RT - 40%



22,5x90 RT - 60% | 15x90 RT - 40%

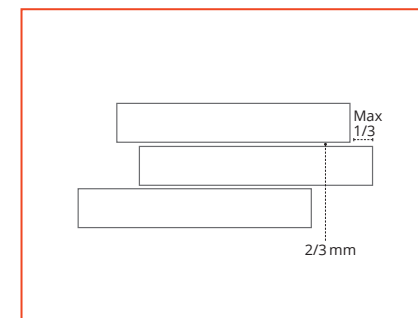
I pavimenti rettificati di Fap devono essere posati con una fuga di 2-3 mm. Per la posa in esterno si consiglia una fuga di 3 mm. Per pavimenti posati a correre, sfasatura massima di 1/3 fra le doghe.

Fap rectified floor tiles must be laid with a 2-3 mm gap between them. For the laying outdoors we recommend a gap of 3 mm. For floors with a lengthwise tiling layout, maximum 1/3 offset between panels.

Les revêtements de sol rectifiés Fap doivent être posés avec un joint de 2-3 mm. Pour la pose à l'extérieur, nous recommandons un joint de 3 mm. Pour la pose décalée, ne pas dépasser 1/3 d'espacement entre les carreaux.

Los pavimentos rectificadas de Fap deberán colocarse con una junta de 2-3 mm. Para la colocación al exterior se recomienda una junta de 3 mm. Para pavimentos con colocación recta, diferencia máxima de 1/3 entre las planchas.

Ректифицированную напольную плитку Fap необходимо укладывать со швом 2-3 мм. Для укладки плитки на улице рекомендуемая ширина шва - 3мм. Для полов при укладке со смещением, максимальное смещение между досками должно быть не более 1/3.



# POSA STUCCATURA E PULIZIA

## WALL TILES

### PREMESSA IMPORTANTE: PER POSA E STUCCATURA RIVOLGERSI A POSATORI PROFESSIONISTI.

Una corretta posa in opera, seguendo alcune semplici regole, garantirà un perfetto risultato finale:

- controllare la planarità delle pareti da rivestire;
- posare il prodotto miscelando il materiale prelevato da più scatole;
- maneggiare con cura il prodotto prima e durante la posa;

#### Stesura dell'adesivo

Utilizzare adesivi conformi alle norme tecniche (UNI EN 12004 per adesivi)

Fap ceramiche consiglia di utilizzare esclusivamente adesivi di classe C2 secondo la normativa europea EN 12004. Utilizzare collanti bianchi per rivestimenti ceramici antiscivolo. Per un risultato ottimale aggiungere un elasticizzante avendo cura di seguire scrupolosamente le indicazioni del produttore.

L'adesivo deve essere applicato sia sulla parete da rivestire che sul retro della piastrella (doppia spalmatura).

La stesura dell'adesivo sulla parete deve essere eseguita con la spatola a denti inclinati con dente minimo di 10 mm in funzione della sua planarità. I movimenti di stesura dovranno essere lineari (non circolari) per ottenere un solco rettilineo, sempre parallelo al lato corto della piastrella, per facilitare la fuoriuscita dell'aria.

La stesura dell'adesivo sul retro della piastrella deve essere eseguita con la spatola dentata con dente mai inferiore a 4 mm. I solchi dovranno avere un andamento rettilineo (non circolare) e parallelo a quelli effettuati sulla parete.

Lo spessore del collante può essere regolato utilizzando la spatola dentata.

Attenzione: prima di applicare l'adesivo, assicurarsi che sul retro delle piastrelle non ci sia polvere ceramica o di magnesio (engobbio). Prevedere eventualmente una pulizia con spugna imbibita di una soluzione di acqua e detergente acido.

#### Posa della piastrella

Durante la posa della piastrella, si deve prestare attenzione che i solchi dell'adesivo sulla parete e quelli sul retro della piastrella siano allineati in modo parallelo, per facilitare la fuoriuscita dell'aria; non si deve posare la piastrella con i solchi incrociati.

Per ottenere un letto pieno di adesivo, sistemare la piastrella con la necessaria pressione nella sua sede e battere.

Per ottenere il massimo contatto piastrella/adesivo/parete si consiglia di iniziare le operazioni di battitura dal centro della piastrella verso l'esterno, compiendo movimenti lineari in tutte le direzioni.

Se dopo la fase di battitura fuoriesce adesivo dalle fughe, si dovrà procedere con lo svuotamento delle stesse con idonea attrezzatura.

#### Importante:

I rivestimenti rettificati di Fap ceramiche sono stati progettati e realizzati per consentire la posa accostata delle piastrelle. Ciò consente di ottenere il miglior risultato estetico (pareti unite) e funzionale (non trattiene lo sporco perché non ci sono fughe).

Per evitare potenziali sbeccature o graffi sulla superficie della piastrella, si consiglia di utilizzare pedane anti-sbeccatura e antigraffio per sistema livellante da interporre fra cuneo e piastrella.

Posare il formato 80x160 con distanziatori livellanti, fuga consigliata da 0,5 a 2,0 mm.

#### Stuccatura

Le fughe devono essere pulite prima di eseguire la sigillatura.

Utilizzare stucchi in tinta.

#### Pulizia

La pulizia deve riguardare l'intera superficie della piastrellatura, ovvero la superficie delle piastrelle, superficie delle fughe, giunti di deformazione ed eventuali profili.

Il processo di pulizia è considerato corretto quando si ha la completa eliminazione di tutti i residui di materiali di posa.

L'azione di pulizia deve essere fatta quando la sigillatura delle fughe è completamente asciutta scegliendo un detergente in funzione delle caratteristiche del sigillante.

Utilizzare strumenti per la pulizia perfettamente puliti. Sciacquare sempre le superfici. Per lavaggi frequenti utilizzare semplicemente acqua pulita.

**Per tutte le istruzioni di posa, pulizia e smaltimento, consultare il sito [www.fapceramiche.com](http://www.fapceramiche.com) alla sezione Faq.**

## GRES PORCELLANATO

### PREMESSA IMPORTANTE: PER POSA E STUCCATURA RIVOLGERSI A POSATORI PROFESSIONISTI.

Una corretta posa in opera, seguendo alcune semplici regole, garantirà un perfetto risultato finale:

- controllare la planarità del massetto su cui posare le piastrelle;
- posare il prodotto miscelando il materiale prelevato da più scatole;
- maneggiare con cura il prodotto prima e durante la posa;

#### Stesura dell'adesivo

L'adesivo deve essere applicato sia sulla superficie da posare che sul retro della piastrella (doppia spalmatura).

La stesura dell'adesivo sulla superficie da posare deve essere eseguita con la spatola a denti inclinati con dente minimo di 10 mm in funzione della sua planarità. I movimenti di stesura dovranno essere lineari (non circolari) per ottenere un solco rettilineo, sempre parallelo al lato corto della piastrella, per facilitare la fuoriuscita dell'aria.

La stesura dell'adesivo sul retro della piastrella deve essere eseguita con la spatola dentata con dente mai inferiore a 4 mm. I solchi dovranno avere un andamento rettilineo (non circolare) e parallelo a quelli effettuati sulla superficie da posare.

Lo spessore del collante può essere regolato utilizzando la spatola dentata.

Attenzione: prima di applicare l'adesivo, assicurarsi che sul retro delle piastrelle non ci sia polvere ceramica o di magnesio (engobbio). Prevedere eventualmente una pulizia con spugna imbibita di una soluzione di acqua e detergente acido.

#### Posa della piastrella

Durante la posa della piastrella, si deve prestare attenzione che i solchi dell'adesivo sulla superficie da posare e quelli sul retro della piastrella siano allineati in modo parallelo per facilitare la fuoriuscita dell'aria; pertanto non si deve posare la piastrella con i solchi incrociati.

Per ottenere un letto pieno di adesivo, sistemare la piastrella con la necessaria pressione nella sua sede e battere.

Per ottenere il massimo contatto piastrella/adesivo/superficie da posare si consiglia di iniziare le operazioni di battitura dal centro della piastrella verso l'esterno compiendo movimenti lineari in tutte le direzioni.

Se dopo la fase di battitura fuoriesce adesivo dalle fughe, si dovrà procedere con lo svuotamento delle stesse con idonea attrezzatura.

#### Importante:

I pavimenti rettificati di Fap devono essere posati con una fuga di 2-3 mm. Per la posa in esterno si consiglia una fuga di 3 mm. Per pavimenti posati a correre, sfasatura massima di 1/3 fra le doghe. Gli esagoni devono essere posati con una fuga da 3 a 5 mm.

#### Stuccatura

Le fughe devono essere pulite prima di eseguire la sigillatura.

Utilizzare stucchi in tinta.

#### Gres porcellanato brillante

Il gres porcellanato Brillante è realizzato attraverso una speciale processo di lucidatura che esalta la morbida struttura della superficie delle piastrelle. Si ottiene così un sofisticato effetto di vibranti riflessi che regalano unicità al prodotto. Il processo di lucidatura di tutti i prodotti levigati e lappati presenti sul mercato, avviene attraverso l'asportazione di una piccola parte di materiale e la possibile apertura di alcuni micropori in superficie, rendendo il prodotto più attaccabile alle macchie. Si consiglia l'utilizzo di stucchi in cadenza di colore con la piastrella per ridurre il contrasto. Durante la posa non si devono segnare i materiali sulla superficie di utilizzo con matite o pennarelli indelebili.

#### Pulizia

La pulizia deve riguardare l'intera superficie della piastrellatura, ovvero la superficie delle piastrelle, superficie delle fughe, giunti di deformazione ed eventuali profili.

Il processo di pulizia è considerato corretto quando si ha la completa eliminazione di tutti i residui di materiali di posa.

L'azione di pulizia deve essere fatta quando la sigillatura delle fughe è completamente asciutta scegliendo un detergente in funzione delle caratteristiche del sigillante.

Il processo di pulizia è propriamente concluso quando si usa una monospazzola ad azione meccanica e un aspiraliquidi, con alla fine un risciacquo con acqua.

Le regole per la pulizia a cura del posatore devono essere applicate quando vengono utilizzati stucchi cementizi. Quando si usano stucchi epossidici, ci si deve attenere alle indicazioni dei produttori.

#### Pulizia a cura del posatore.

**Prima pulizia:** quando, dopo 10-20 minuti dalla stuccatura lo stucco perde plasticità e diventa opaco si proceda alla rimozione dell'eccesso di sigillante con una spugna umida e pulita. Si deve poi effettuare una pulizia a secco con un panno asciutto o con un feltro.

**Pulizia finale:** dopo 36/48 ore sia piastrelle che fughe hanno completato la loro stagionatura, si deve procedere al lavaggio della superficie con un acido ad azione tamponata. Si deve poi risciacquare con abbondante acqua pulita, da rimuovere con una aspira-liquidi.

**Importantissimo:** è fondamentale che la pulizia a cura del posatore sia effettuata a regola d'arte affinché il pavimento risulti di facile manutenzione. La cura con la quale si eseguono la prima pulizia e la pulizia finale (in particolare l'asportazione totale degli stucchi residui) influenzeranno la pulibilità del pavimento. Tale procedura è prevista dai migliori produttori di stuccature per fughe e collanti, per tutti i pavimenti in gres porcellanato. Non rispettare queste raccomandazioni, o utilizzare acqua non perfettamente pulita, può determinare il fissaggio di una patina di stucco o di polvere di cantiere estremamente assorbente, non perfettamente visibile ad occhio nudo, che cattura la polvere esistente nell'ambiente e può rendere il pavimento perennemente sporco. In questo caso Fap ceramiche declina ogni responsabilità.

#### Pulizia ordinaria

**frequenza:** come d'abitudine.

#### Avvertenze:

- utilizzare strumenti per la pulizia perfettamente puliti;
- sciacquare sempre il pavimento;
- non calpestare il pavimento bagnato;
- per lavaggi frequenti può essere utilizzata semplicemente acqua pulita o prodotti detergenti specifici per rimuovere sporco e macchie purché non siano ceranti, filmanti o pellicolanti. Sconsigliamo l'utilizzo di prodotti con l'indicazione "non occorre il risciacquo".

**Per tutte le istruzioni di posa, pulizia e smaltimento, consultare il sito [www.fapceramiche.com](http://www.fapceramiche.com)**

# ADVICE ON LAYING, GROUTING AND MAINTENANCE

## WALL TILES

### IMPORTANT NOTE: TILES SHOULD BE LAID AND GROUTED ONLY BY PROFESSIONAL TILE LAYER.

Follow the simple rules below to guarantee perfect tiling results:

- check the walls that are going to be tiled are flat;
- mix the tiles during tiling by taking them from several boxes;
- handle the tiles with care before and during tiling;

### Applying the adhesive

Use adhesives that comply with the technical standards (UNI EN 12004 for adhesives)

Fap Ceramiche recommends using only class C2 adhesives according to the EN 12004 European Standard. Use white adhesives for slip-resistant ceramic tiles. For top-class results, add an elasticator, taking care to follow the manufacturer's instructions to the letter.

Apply the adhesive both on the wall to be tiled and on the underside of the tile (double application).

The adhesive should be applied on the wall with a notched trowel that has a minimum tooth slope of 10 mm depending on the flatness of the substrate. In order to make a straight groove that runs parallel to the short side of the tile and facilitates the escape of air, the spreading motion should be linear and not circular.

Use a notched trowel with at least a 4 mm-tooth size to spread the adhesive on the back of the tile. The grooves must be straight (not circular) and parallel to those made on the wall.

The thickness of the adhesive can be adjusted using the notched trowel.

Attention: before applying the adhesive, make sure there is no ceramic or magnesium dust (engobe) on the back of the tiles. If necessary, clean using a sponge soaked in a solution of acid detergent and water.

### Laying the tile

When laying the tile, it is important that the grooves of the adhesive on the wall and those on the back of the tile are aligned parallel to each other to facilitate the escape of air. Therefore, do not lay the tiles with crossed grooves.

To create a full bed of adhesive, tap the tile into its seat while applying the appropriate pressure.

In order to attain maximum tile/adhesive/wall contact, it is recommended to start tapping from the centre of the tile and move outwards in a linear manner, covering all directions.

If there is any seepage of adhesive from the joints after tapping, make sure to clean it using the appropriate equipment.

### Important

Fap's rectified wall tiles are designed and manufactured to allow the tiles to be laid side by side without gaps. This gives the best final appearance (seamless walls) and performance (the tiles do not collect dirt because there are no joints).

It is recommended to place anti-skid and scratch-proof levelling mats between the wedge and tile to avoid possible chips or scratches on the tile surface.

Place the 80x160 size tiles with levelling spacers, and ensure the joint size is between 0.5 to 2.0 mm.

### Grouting

Joints must be cleaned before grouting.

Use matching grouts.

### Cleaning

It is important to thoroughly clean the entire tiled surface, including the tiles, grout lines, expansion joints and any other profiles.

The cleaning is deemed successful when all traces of the laying materials have been completely removed.

The cleaning process should be done only after the joint sealant has fully dried, using a cleaning agent appropriate for the sealant's properties.

Use cleaning tools that are perfectly clean themselves. Always rinse off surfaces. Use clean water alone if the surface is washed frequently.

**For full instructions on installation, cleaning and disposal, consult the FAQ section on the [www.fapceramiche.com](http://www.fapceramiche.com).**

## GRES PORCELLANATO

### IMPORTANT NOTE: TILES SHOULD BE LAID AND GROUTED ONLY BY A PROFESSIONAL TILE LAYER.

Follow the simple rules below to guarantee perfect tiling results:

- check that the floor slab where the tiles are to be laid is flat;
- mix the tiles during tiling by taking them from several boxes;
- handle the tiles with care before and during tiling;

### Applying the adhesive

Apply the glue both on the surface to be tiled and on the underside of the tile (double application).

The adhesive should be applied on the surface to be tiled with a notched trowel that has a minimum tooth slope of 10 mm depending on the flatness of the substrate. In order to make a straight groove that runs parallel to the short side of the tile and facilitates the escape of air, the spreading motion should be linear and not circular.

Use a notched trowel with at least a 4 mm-tooth size to spread the adhesive on the back of the tile. The grooves must be straight (not circular) and parallel to those made on the surface to be tiled.

The thickness of the adhesive can be adjusted using the notched trowel.

Attention: before applying the adhesive, make sure there is no ceramic or magnesium dust (engobe) on the back of the tiles. If necessary, clean using a sponge soaked in a solution of acid detergent and water.

### Laying the tile

When laying the tile, it is important that the grooves of the adhesive on the surface to be tiled and those on the back of the tile are aligned parallel to each other to facilitate the escape of air. Therefore, do not lay the tiles with crossed grooves.

To create a full bed of adhesive, tap the tile into its seat while applying the appropriate pressure.

In order to attain maximum contact between the tile, adhesive and surface to be tiled, it is recommended to start tapping from the centre of the tile and move outwards in a linear manner, covering all directions.

If there is any seepage of adhesive from the joints after tapping, make sure to clean it using the appropriate equipment.

### Important

Fap rectified floor tiles must be laid with a 2-3 mm joint between them. For the laying outdoors we recommend a joint of 3 mm. For floors with a lengthwise tiling layout, maximum 1/3 offset between panels. The hexagons will have to be laid with a 3 to 5 mm joint between tiles.

### Grouting

Joints must be cleaned before grouting.

Use matching grouts.

### Glossy porcelain stoneware

Glossy porcelain stoneware is created by means of a special polishing process that enhances the smooth texture of the surface of the tiles, thus achieving a sophisticated look in which vibrant reflections create a uniquely attractive effect. The polishing process used for all the polished and lapped products on the market involves removing a tiny part of the material and sometimes opening up a number of micro-pores on the surface, which makes the products more vulnerable to staining. We recommend using grout in a shade similar to that of the tile, in order to reduce contrast. During the laying process, materials should not be marked on the upward facing side with pencils or permanent markers.

### Cleaning

It is important to thoroughly clean the entire tiled surface, including the tiles, grout lines, expansion joints and any other profiles.

The cleaning is deemed successful when all traces of the laying materials have been completely removed.

The cleaning process should be done only after the joint sealant has fully dried, using a cleaning agent appropriate for the sealant's properties.

A thorough cleaning is achieved by using a mechanical monobrush and liquid vacuum cleaner, followed by a final water rinse.

When cement-based grouts are used, the tiler should follow the instructions for cleaning. Follow the manufacturer's instructions if epoxy grouts are used.

### Cleaning to be performed by the tile layer.

**Initial cleaning:** about 10-20 minutes after grouting grout will lose its plasticity and become opaque: any excess sealant should then be removed using a clean, damp sponge. The tiles must then be wiped clean using a dry cloth or felt.

**Final cleaning:** after 36/48 hours both the tiles and the joints will have dried completely: the surface must then be washed using a buffered acid solution. The tiles must then be rinsed using plenty of clean water, which must then be removed using a liquid vacuum.

**Extremely important:** It is essential that the tile layer cleans the tiles exactly as prescribed so that the flooring will subsequently be easy to clean. The care taken with both the initial and final cleaning processes (in particular the complete removal of grout residuals) will affect the subsequent ease of maintenance of the flooring. The best manufacturers of joint-grouts and adhesives recommend this procedure for all flooring in porcelain stoneware. If these recommendations are not observed or if water is used which is not perfectly clean, it could lead to the formation of a hardly perceivable film of grout or building site dust which is extremely absorbent and captures any dust in the atmosphere and can make the floor look eternally dirty. In this case Fap Ceramiche declines any responsibility.

### Ordinary cleaning

**Frequency:** as usual.

### Recommendations:

- always use cleaning tools which are perfectly clean;
- always rinse the floor;
- do not walk on the floor when wet;
- clean water without detergent may be used for frequent washing or specific detergents to remove dirt of stains that are not waxen or filmy. We advise not to use detergents with the indication "it is not necessary to rinse after use".

**For full instructions on installation, cleaning and disposal, consult [www.fapceramiche.com](http://www.fapceramiche.com)**

# POSE, JOINTOIEMENT, NETTOYAGE

## WALL TILES

### IMPORTANT : POUR LA POSE COMME POUR LE JOINTOIEMENT, FAIRE APPEL À DES POSEURS PROFESSIONNELS .

Une pose bien faite, dans le respect des règles de l'art, est la garantie d'un résultat parfait :

- contrôler la planéité des murs à revêtir ;
- poser le produit en prélevant les carreaux de plusieurs boîtes à la fois ;
- manipuler le produit avec précaution avant et pendant la pose.

#### Application du mortier colle

Utiliser des mortiers colles conformes aux normes techniques (UNI EN 12004 pour mortiers colles).

Fap ceramiche préconise l'utilisation des mortiers colles de classe C2 selon la norme européenne EN 12004.

Utiliser des mortiers colles blancs pour des revêtements céramiques antidérapants. Pour un résultat optimal, ajouter un agent élastifiant en prenant soin de suivre scrupuleusement les indications fournies par le producteur.

Le mortier colle doit être appliqué aussi bien sur le mur à revêtir qu'au dos du carreau (double application).

L'application du mortier colle sur le mur doit être effectuée à l'aide d'une spatule à dents inclinées avec une dent de 10mm minimum en fonction de sa planéité. Les mouvements pour l'application devront être linéaires (pas circulaires) pour obtenir un sillon rectiligne, toujours parallèle au côté court du carreau, afin de faciliter la sortie de l'air.

L'application du mortier colle au dos du carreau doit être effectuée à l'aide d'une spatule à dents avec une dent jamais inférieure à 4 mm.

Les sillons devront avoir un tracé rectiligne (pas circulaire) et parallèle à ceux effectués sur le mur.

L'épaisseur du mortier colle peut être réglée en utilisant la spatule à dents.

Attention : avant d'appliquer le mortier colle, s'assurer que le dos des carreaux est dépourvu de poudre céramique et de magnésium (engobe). Prévoir éventuellement un nettoyage à l'aide d'une éponge imbibée d'une solution d'eau et de détergent acide.

#### Pose du carreau

Durant la pose du carreau, il faut contrôler que les sillons du mortier colle sur le mur ainsi que ceux au dos du carreau sont alignés de manière parallèle pour faciliter la sortie de l'air. Par conséquent, il ne faut pas poser les carreaux avec les sillons croisés.

Pour obtenir une couche pleine de mortier colle, disposer le carreau à sa place en exerçant une pression suffisante et battre.

Pour obtenir le contact maximum entre le carreau, le mortier colle et le mur, il est conseillé de commencer les opérations de battage depuis le centre du carreau vers l'extérieur en effectuant des mouvements linéaires dans toutes les directions.

Si du mortier colle sort des joints après la phase de battage, il faudra se charger de vider ces derniers à l'aide d'outils adaptés.

#### Important:

Les revêtements muraux rectifiés Fap sont conçus et réalisés pour permettre une pose rapprochée des carreaux. Cela permet d'obtenir un résultat esthétique meilleur (surfaces ininterrompues) et fonctionnel (le carreau retient moins la saleté).

Pour éviter les éventuelles ébréchures ou rayures sur la surface du carreau, il est conseillé d'utiliser des plateformes anti-ébréchures et anti-rayures comme système de nivellement à disposer entre la câle et le carreau.

Poser les carreaux au format 80x160 avec des entretoises de nivellement, joint recommandé de 0,5 à 2,0 mm.

#### Jointoiment

Les joints doivent être nettoyés avant d'effectuer le scellage.

Il est conseillé d'utiliser des mortiers dont la couleur est assortie aux carreaux.

#### Nettoyage

Le nettoyage doit être effectué sur l'ensemble de la surface du carrelage, soit sur la surface des carreaux, la surface des joints, les joints de déformation et les profils éventuels.

L'opération de nettoyage est considérée comme correcte lorsque tous les résidus de matériaux de pose ont été complètement éliminés.

L'action de nettoyage doit être réalisée lorsque le scellage des joints est complètement sec en choisissant un détergent en fonction des caractéristiques du mastic.

Pour le nettoyage, utiliser des outils parfaitement propres. Toujours rincer les superficies. Pour des lavages fréquents, n'utiliser que de l'eau propre.

**Pour toutes les instructions de pose, de nettoyage et d'élimination, consultez le site [www.fapceramiche.com](http://www.fapceramiche.com) à la section FAQ.**

## GRES PORCELLANATO

### IMPORTANT : POUR LA POSE COMME POUR LE JOINTOIEMENT, FAIRE APPEL À DES POSEURS PROFESSIONNELS.

Une pose bien faite, dans le respect des règles de l'art, est la garantie d'un résultat parfait :

- contrôler la planéité du fond sur lequel les carreaux de sol seront posés ;
- poser le produit en prélevant les carreaux de plusieurs boîtes à la foi ;
- manipuler le produit avec précaution avant et pendant la pose.

#### Application du mortier colle

Le mortier colle doit être appliqué aussi bien sur la surface à revêtir qu'au dos du carreau (double application). L'application du mortier colle sur la surface à poser doit être effectuée à l'aide d'une spatule à dents inclinées avec une dent de 10mm minimum en fonction de sa planéité. Les mouvements pour l'application devront être linéaires (pas circulaires) pour obtenir un sillon rectiligne, toujours parallèle au côté court du carreau, afin de faciliter la sortie de l'air.

L'application du mortier colle au dos du carreau doit être effectuée à l'aide d'une spatule à dents avec une dent jamais inférieure à 4 mm. Les sillons devront avoir un tracé rectiligne (pas circulaire) et parallèle à ceux effectués sur la surface à poser.

L'épaisseur du mortier colle peut être réglée en utilisant la spatule à dents.

Attention : avant d'appliquer le mortier colle, s'assurer que le dos des carreaux est dépourvu de poudre céramique et de magnésium (engobe). Prévoir éventuellement un nettoyage à l'aide d'une éponge imbibée d'une solution d'eau et de détergent acide.

#### Pose du carreau

Durant la pose du carreau, il faut contrôler que les sillons du mortier colle sur la surface à poser ainsi que ceux au dos du carreau sont alignés de manière parallèle pour faciliter la sortie de l'air. Par conséquent, il ne faut pas poser les carreaux avec les sillons croisés.

Pour obtenir une couche pleine de mortier colle, disposer le carreau à sa place en exerçant une pression suffisante et battre.

Pour obtenir le contact maximum entre le carreau, le mortier colle et la surface à poser, il est conseillé de commencer les opérations de battage depuis le centre du carreau vers l'extérieur en effectuant des mouvements linéaires dans toutes les directions.

Si du mortier colle sort des joints après la phase de battage, il faudra se charger de vider ces derniers à l'aide d'outils adaptés.

#### Important

Les revêtements de sol rectifiés Fap doivent être posés avec un joint de 2-3 mm. Pour la pose à l'extérieur, nous recommandons un joint de 3 mm. Pour la pose décalée, ne pas dépasser 1/3 d'espacement entre les carreaux. Les hexagones doivent être posés avec un joint de 3-5 mm.

#### Jointoiment

Les joints doivent être nettoyés avant d'effectuer le scellage.

Il est conseillé d'utiliser des mortiers dont la couleur est assortie aux carreaux.

#### Grès cérame Brillant

Le Grès cérame Brillant est réalisé grâce à un procédé spécifique de polissage rehaussant la douceur de la structure de la surface des carreaux. Il est ainsi possible d'obtenir un effet très sophistiqué de palpantes moirures qui donnent au sol un aspect unique. Le procédé de polissage de tous les produits polis et rodés présents sur le marché, consiste à enlever une petite partie de matériau et à tenter d'ouvrir quelques minuscules pores en surface, les rendant ainsi plus vulnérables aux taches. Il est conseillé d'utiliser des mortiers dont la couleur est assortie aux carreaux, pour réduire le contraste. Au cours de la pose, il est important de ne pas écrire sur les surfaces avec des crayons ou des feutres indélébiles.

#### Nettoyage

Le nettoyage doit être effectué sur l'ensemble de la surface du carrelage, soit sur la surface des carreaux, la surface des joints, les joints de déformation et les profils éventuels.

L'opération de nettoyage est considérée comme correcte lorsque tous les résidus de matériaux de pose ont été complètement éliminés.

L'action de nettoyage doit être réalisée lorsque le scellage des joints est complètement sec en choisissant un détergent en fonction des caractéristiques du mastic.

Le processus de nettoyage sera véritablement terminé après avoir utilisé une monobrosse à action mécanique et un aspire-liquides, avec un rinçage final à base d'eau.

Les consignes de nettoyage (laissé au soin du carreleur) doivent être suivies lorsque sont utilisés des ciments joints. En cas d'utilisation de joints époxy, se conformer aux indications du fabricant.

#### Nettoyage réalisé par le poseur.

**Premier nettoyage:** lorsque, de 10 à 20 minutes après le jointoiment, le mortier perd de son élasticité et devient opaque, il faut commencer par enlever l'excédent de ciment-joint à l'aide d'une éponge humide et propre. Il faut ensuite effectuer un nettoyage à sec à l'aide d'un chiffon sec ou d'un feutre.

**Nettoyage final:** au bout de 36 à 48 heures, les carreaux et les joints ont achevé leur maturation. Il faut donc procéder au lavage de la surface à l'aide d'un acide à action tamponnée. Il faut ensuite rincer avec une quantité abondante d'eau propre à enlever ensuite à l'aide d'un aspire-liquides.

**Très important:** Il est fondamental que le nettoyage effectué par le poseur soit exécuté dans les règles de l'art pour que le revêtement de sol soit ensuite facile à entretenir. Le soin avec lequel le premier nettoyage et le nettoyage final seront effectués (notamment l'élimination totale des résidus de ciments-joints) sera déterminant pour la facilité d'entretien du sol une fois celui-ci en usage. Cette procédure est prévue par tous les fabricants de colle et de produits de jointoiment pour revêtements de sol en grès cérame. Le non-respect de ces conseils ou l'utilisation d'une eau qui ne serait pas parfaitement propre, peut provoquer l'apparition d'un voile de ciment-joint ou de poussière de chantier, pas toujours visible à l'œil nu, mais qui a la propriété d'emprisonner les taches, les rendant impossible à éliminer. Le sol apparait alors constamment sale.

#### Nettoyage ordinaire

**Fréquence:** comme d'habitude.

#### Avertissements:

- utiliser des instruments pour le nettoyage parfaitement propres ;
- toujours rincer le revêtement de sol ;
- ne pas piétiner le revêtement de sol humide ;
- pour des lavages fréquents, il est possible d'utiliser tout simplement de l'eau propre ou des nettoyeurs spécifiques pour éliminer la saleté et les taches, à condition qu'ils ne soient ni cirants ni filmogènes. Il est déconseillé d'utiliser des produits indiquant « ne nécessite pas de rinçage ».

**Pour toutes les instructions de pose, de nettoyage et d'élimination, consultez le site [www.fapceramiche.com](http://www.fapceramiche.com)**



# VERLEGEN, VERFUGEN, REINIGUNG

## WALL TILES

### WICHTIGE VORBEMERKUNG: WENDEN SIE SICH FÜR DIE VERLEGUNG UND VERFUGUNG STETS AN FACHHANDWERKER.

Eine korrekte bauseitige Verlegung unter Beachtung einiger einfacher Regeln garantiert ein perfektes Endergebnis:

- Die Ebenflächigkeit des Estrichs, auf dem die Fliesen verlegt werden, muss geprüft werden;
- Beim Verlegen aus verschiedenen Kartons entnommene Fliesen mischen.
- Das Produkt vor und während der Verlegung vorsichtig handhaben.

#### Auftragen des Klebers

Kleber verwenden, die den technischen Normen entsprechen (DIN EN 12004 für Kleber)

Fap Ceramiche empfiehlt, ausschließlich Kleber der Klasse C2 nach der europäischen Norm EN12004 zu verwenden. Verwenden Sie bitte weiße Kleber für rutschfeste Keramikverkleidungen.

Für ein optimales Ergebnis kann man unter strenger Einhaltung der Herstellerangaben ein Elastifizierungsmittel zufügen.

Der Kleber muss sowohl auf der zu verkleidenden Fläche als auch auf der Fliesenrückseite aufgetragen werden (doppelseitiges Bestreichen).

Der Kleber ist mit einer Spachtel mit Mindestzahnung von 10 mm abhängig von der Ebenheit auf dem Untergrund aufzutragen. Die Bewegungen während des Auftragens müssen linear sein (keine Kreisbewegungen), um eine geradlinige Rille zu erzielen, die stets parallel zur kurzen Seite der Fliesen verläuft, damit die Luft entweichen kann.

Die Zahnung der Zahnpachtel, mit der der Kleber auf der Fliesenrückseite aufgetragen wird, darf nie weniger als 4 mm betragen. Die Rillen müssen geradlinig (nicht kreisförmig) und parallel zu denen auf der Wand verlaufen.

Die Stärke des Klebers kann mit Hilfe der Zahnpachtel reguliert werden.

Achtung: Vor dem Auftragen des Klebers sicherstellen, dass sich auf der Rückseite kein Keramik- oder Magnesiumstaub (Engobe) befindet. Eventuell mit einer Lösung aus Wasser und säurehaltigem Reinigungsmittel getränkten Schwamm reinigen.

#### Verlegen der Fliesen

Während des Verlegens der Fliesen darauf achten, dass die Rillen im Kleber auf der Wand und die auf der Fliesenrückseite parallel ausgerichtet sind, damit die Luft entweichen kann; die Fliesen dürfen nicht mit überkreuzten Rillen verlegt werden.

Um ein volles Kleberbett zu erzielen, die Fliese ausreichend andrücken und klopfen.

Um den bestmöglichen Kontakt zwischen Fliese/Kleber/Wand zu erzielen, wird empfohlen, mit dem Anklopfen in der Mitte der Fliese zu beginnen und dann lineare Bewegungen in alle Richtungen auszuführen.

Falls nach dem Anklopfen Kleber aus den Fugen austritt, muss dieser mit passender Ausrüstung beseitigt werden.

#### Wichtig:

Die geschliffenen Wandfliesen von Fap wurden entwickelt und gefertigt, um eine fugenlose Verlegung der Fliesen zu erlauben. Dies führt zu einem ausgezeichneten ästhetischen Ergebnis (durchgehende Wandgestaltung) und hat praktische Vorteile (der Schmutz setzt sich nicht so leicht fest, da keine Fugen vorhanden sind).

Um mögliche Absplitterungen oder Kratzer auf der Oberfläche der Fliese zu vermeiden, empfiehlt sich die Verwendung von Absplitterungs- und Kratzschutzunterlagen für Nivelliersysteme, die zwischen Keil und Fliese gelegt werden.

Das Format 80x160 mit nivellierenden Abstandhaltern verlegen, empfohlene Fuge 0,5 bis 2,0 mm.

#### Verfugung

Die Fugen müssen vor der Versiegelung gereinigt werden.

Außerdem empfehlen wir die Anwendung von Fugenfüllern in den Farbtönen der Fliese.

#### Reinigung

Die Fugen müssen vor der Versiegelung gereinigt werden.

Die gesamte Fliesenfläche, das heißt die Fliesenoberfläche, die Oberfläche der Fugen, die Dehnungsfugen und eventuelle Profile, ist zu reinigen.

Die Reinigung gilt als korrekt, wenn alle Rückstände der Verlegematerialien beseitigt wurden.

Die Reinigung darf erst erfolgen, wenn die Fugendichtmasse komplett trocken ist. Das Reinigungsmittel entsprechend den Merkmalen der Dichtmasse auswählen.

Verwenden Sie vollständig saubere Reinigungswerkzeuge. Spülen Sie die Flächen immer nach. Für die häufige Reinigung kann auch einfach klares Wasser verwendet werden.

**Für alle Anweisungen für das Verlegen, Reinigen und Entsorgen besuchen Sie bitte die Website [www.fapceramiche.com](http://www.fapceramiche.com) im Bereich FAQ**

## GRES PORCELLANATO

### WICHTIGE VORBEMERKUNG: WENDEN SIE SICH FÜR DIE VERLEGUNG UND VERFUGUNG STETS AN FACHHANDWERKER.

Eine korrekte bauseitige Verlegung unter Beachtung einiger einfacher Regeln garantiert ein perfektes Endergebnis:

- Die Ebenflächigkeit des Estrichs, auf dem die Fliesen verlegt werden, muss geprüft werden;
- Beim Verlegen aus verschiedenen Kartons entnommene Fliesen mischen.
- Das Produkt vor und während der Verlegung vorsichtig handhaben.

#### Auftragen des Klebers

Der Kleber muss sowohl auf der zu verkleidenden Fläche als auch auf der Fliesenrückseite aufgetragen werden (doppelseitiges Bestreichen).

Der Kleber ist mit einer Spachtel mit Mindestzahnung von 10 mm abhängig von der Ebenheit auf der zu verlegenden Oberfläche aufzutragen. Die Bewegungen während des Auftragens müssen linear sein (keine Kreisbewegungen), um eine geradlinige Rille zu erzielen,

die stets parallel zur kurzen Seite der Fliesen verläuft, damit die Luft entweichen kann.

Die Zahnung der Zahnpachtel, mit der der Kleber auf der Fliesenrückseite aufgetragen wird, darf nie weniger als 4 mm betragen. Die Rillen müssen geradlinig (nicht kreisförmig) und parallel zu denen auf der zu verlegenden Oberfläche verlaufen.

Die Stärke des Klebers kann mit Hilfe der Zahnpachtel reguliert werden.

Achtung: Vor dem Auftragen des Klebers sicherstellen, dass sich auf der Rückseite kein Keramik- oder Magnesiumstaub (Engobe) befindet. Eventuell mit einer Lösung aus Wasser und säurehaltigem Reinigungsmittel getränkten Schwamm reinigen.

#### Verlegen der Fliesen

Während des Verlegens der Fliesen darauf achten, dass die Rillen im Kleber der zu verlegenden Oberfläche und die auf der Fliesenrückseite parallel ausgerichtet sind, damit die Luft entweichen kann; die Fliesen dürfen nicht mit überkreuzten Rillen verlegt werden.

Um ein volles Kleberbett zu erzielen, die Fliese ausreichend andrücken und klopfen.

Um den bestmöglichen Kontakt zwischen Fliese/Kleber/ zu verlegender Oberfläche zu erzielen, wird empfohlen, mit dem Anklopfen in der Mitte der Fliese zu beginnen und dann lineare Bewegungen in alle Richtungen auszuführen.

Falls nach dem Anklopfen Kleber aus den Fugen austritt, muss dieser mit passender Ausrüstung beseitigt werden..

#### Wichtig:

Die geschliffenen Bodenbeläge von Fap werden mit einer Fuge von 2-3 mm verlegt. Bei der Verlegung im Außenbereich wird eine Fuge von 3 mm empfohlen. Für fortlaufend verlegte Böden beträgt die Versetzung max. 1/3 zwischen den Platten. Die Hexagone müssen mit einer Fuge von 3 bis 5 mm verlegt werden..

#### Verfugung

Die Fugen müssen vor der Versiegelung gereinigt werden.

Außerdem empfehlen wir die Anwendung von Fugenfüllern in den Farbtönen der Fliese.

#### Glänzendes Feinsteinzeug

Das glänzende Feinsteinzeug wird mit einem speziellen Polierverfahren verwirklicht, das die weiche Struktur der Fliesenoberfläche hervorhebt. So wird ein spezieller Effekt mit vibrierenden Reflexen erhalten, die den Boden einzigartig gestalten. Das Polierverfahren aller auf dem Markt angebotenen geschliffenen und geläpten Produkte erfolgt durch die Entfernung eines geringen Materialteils und die somit mögliche Öffnung einiger oberflächlicher Mikroporen, wodurch das Produkt fleckenempfindlicher wird. Außerdem empfehlen wir die Anwendung von Fugenfüllern in den Farbtönen der Fliese, um Kontraste einzuschränken. Während des Verlegens darf das Material auf der Oberfläche nicht mit unlöslichen Stiften beschriftet werden.

#### Reinigung

Die gesamte Fliesenfläche, das heißt die Fliesenoberfläche, die Oberfläche der Fugen, die Dehnungsfugen und eventuelle Profile, ist zu reinigen.

Die Reinigung gilt als korrekt, wenn alle Rückstände der Verlegematerialien beseitigt wurden.

Die Reinigung darf erst erfolgen, wenn die Fugendichtmasse komplett trocken ist. Das Reinigungsmittel entsprechend den Merkmalen der Dichtmasse auswählen.

Die ordnungsgemäße Reinigung wird mit einer mechanischen Einscheibenmaschine und einem Nasssauger und schließlich mit dem Spülen mit Wasser abgeschlossen.

Die Regeln für die Reinigung durch den Fliesenleger müssen angewandt werden, wenn zementhaltige Fugenmörtel verwendet werden.

Wenn Epoxid-Fugenmassen verwendet werden, sind die Hinweise des Herstellers einzuhalten.

#### Die Reinigung erfolgt durch den Verleger.

**Erste Reinigung:** wenn nach 10-20 Minuten nach der Verlegung der Mörtel seine Formbarkeit verliert und opak wird, wird mit der Entfernung der überschüssigen Dichtungsmasse mit Hilfe eines feuchten und sauberen Lappens begonnen. Danach muss eine Trockenreinigung mit einem trockenen Tuch oder mit Filz erfolgen.

**Endreinigung:** nach 36/48 Stunden haben sowohl die Fliesen als auch die Fugen ihre Ablagerung vollendet. Nun müssen die Oberflächen mit Hilfe einer gepufferten Säure gereinigt werden. Danach muss mit viel sauberem Wasser gespült werden und dann mit einem Flüssigkeitsabsauger entfernt werden.

**Sehr wichtig:** Es ist wichtig, dass die Reinigung durch den Fliesenleger ordnungsgemäß durchgeführt wird, damit der Fußboden leicht gewartet wird. Die Sorgfalt, mit der die erste Reinigung und die Endreinigung durchgeführt werden (insbesondere die vollständige Entfernung von Mörtelresten) beeinflusst die Pflegebarkeit des Fußbodens. Diese Prozedur wird von den besten Fugenmörtel- und Klebstoffherstellern für alle Fußböden aus Feinsteinzeug empfohlen. Werden diese Empfehlungen nicht beachtet oder wird nicht absolut reines Wasser verwendet, so kann dies zum Entstehen einer Mörtelpatina oder einer Baustellenstaubschicht, die extrem Saugfähig ist, führen, die mit bloßem Auge nicht erkennbar ist, aber im Raum vorhandenen Staub fängt und zu einem ständig schmutzigen Fußboden führt. In diesem Falle lehnt Fap ceramiche jegliche Verantwortung ab.

#### Normale Reinigung

**Frequenz:** wie üblich.

#### Hinweise:

- Verwenden Sie absolut saubere Reinigungsmittel;
- Waschen Sie den Fußboden immer ab;
- Nicht den nassen Fußboden betreten;
- Bei häufigem Waschen braucht man nur sauberes Wasser oder spezifische Reinigungsmittel um Schmutz oder Flecken zu entfernen, die nicht wächsern oder filmförmig sind. Wir empfehlen keine Reinigungsmittel zu verwenden mit dem Hinweis „muss nicht nachgespült werden“.

**Für alle Anweisungen für das Verlegen, Reinigen und Entsorgen besuchen Sie bitte die Website [www.fapceramiche.com](http://www.fapceramiche.com)**

# COLOCACIÓN, REJUNTADO, LIMPIEZA

## WALL TILES

### IMPORTANTE: CONFIAR EN ALICATADORES Y SOLADORES PROFESIONALES PARA LA COLOCACIÓN Y REJUNTADO.

Una colocación en obra correcta, siguiendo algunas reglas sencillas, garantizará un resultado final perfecto:

- controlar la planicidad de las paredes a revestir;
- colocar el producto mezclando el material extraído de varias cajas;
- manejar el producto con cuidado antes y durante la colocación.

#### Aplicación del adhesivo

Utilizar adhesivos que cumplan con las normas técnicas (UNI EN 12004 para adhesivos)

Fap Ceramiche recomienda utilizar únicamente adhesivos de clase C2 según las normas europeas EN 12004. Utilizar adhesivos blancos para revestimientos cerámicos antideslizantes. Añadir un compuesto elástico para obtener un resultado perfecto, siguiendo detenidamente las instrucciones del fabricante.

Aplicar el adhesivo en la pared y en el reverso de la pieza (doble encolado).

El adhesivo se extiende sobre el soporte utilizando una llana con dientes inclinados al menos 10 mm en función de su planicidad. Se extenderá con movimientos lineales (no circulares) para obtener surcos rectos, siempre paralelos al lado corto de la pieza, para facilitar la desaireación.

El adhesivo debe extenderse en el reverso de la pieza y peinarse utilizando una llana dentada con un diente nunca inferior a 4 mm. Los surcos deben ser rectos (no circulares) y paralelos a los realizados en la pared.

El espesor del adhesivo se puede ajustar utilizando la llana dentada.

Atención: Antes de aplicar el adhesivo, asegúrese de que no haya polvo de cerámica o magnesio (engobe) en el reverso de las piezas. Si es necesario, limpiar con una esponja empapada en una solución de agua y detergente ácido.

#### Colocación de la pieza

Al colocar la pieza, hay que procurar que los surcos del adhesivo en la pared y los del reverso de la pieza estén alineados en paralelo para facilitar la desaireación; por lo tanto, la pieza no debe colocarse con los surcos cruzados.

Para obtener un doble encolado, colocar la pieza ejerciendo la presión necesaria y golpear.

Para conseguir el máximo contacto pieza/adhesivo/pared, se recomienda comenzar a golpear desde el centro de la pieza hacia el exterior, con movimientos lineales en todas las direcciones.

Si el adhesivo sale por las juntas después de golpear, hay que vaciarlas utilizando las herramientas adecuadas.

#### Importante

Los revestimientos rectificadas de Fap son diseñados y fabricados para consentir una colocación sin juntas de las piezas. Ello permite obtener el mejor resultado estético (paredes continuas) y funcional (al no haber juntas, no retiene la suciedad).

Para evitar posibles roturas o arañazos en la superficie de la pieza, se recomienda utilizar los suplementos de sistema de nivelación que se colocarán entre la cuña y la pieza.

Colocación del formato 80x160 con calzos de nivelación, tamaño de junta recomendado da 0,5 a 2,0 mm.

#### Rejuntado

Las juntas deben limpiarse antes del sellado.

Se recomienda utilizar material de rejuntado de color similar a la baldosa.

#### Limpieza

La limpieza se debe realizar en toda la superficie del revestimiento, es decir, la superficie de las piezas, la superficie de las juntas, las juntas de dilatación y los posibles perfiles.

El proceso de limpieza se considera correcto cuando se eliminan por completo todos los residuos de materiales de colocación.

El revestimiento se debe limpiar cuando el sellado de las juntas esté completamente seco, utilizando un producto limpiador apto para las características del sellador. Utilizar utensilios para la limpieza perfectamente limpios. Aclarar siempre las superficies. Utilizar simplemente agua limpia para realizar lavados frecuentes.

**Consultar todas las instrucciones de colocación, limpieza y eliminación en la sección de preguntas frecuentes (FAQ) del sitio web [www.fapceramiche.com](http://www.fapceramiche.com)**

## GRES PORCELLANATO

### IMPORTANTE: CONFIAR EN ALICATADORES Y SOLADORES PROFESIONALES PARA LA COLOCACIÓN Y REJUNTADO.

Una colocación en obra correcta, siguiendo algunas reglas sencillas, garantizará un resultado final perfecto:

- controlar la planicidad de la solera sobre la que se colocan las baldosas;
- colocar el producto mezclando el material extraído de varias cajas;
- manejar el producto con cuidado antes y durante la colocación.

#### Aplicación del adhesivo

El adhesivo se debe aplicar en el soporte y en el reverso de la baldosa (doble encolado).

El adhesivo se extiende sobre el soporte utilizando una llana con dientes inclinados al menos 10 mm en función de su planicidad. Se extenderá con movimientos lineales (no circulares) para obtener surcos rectos, siempre paralelos al lado corto de la baldosa, para facilitar la desaireación.

El adhesivo debe extenderse en el reverso de la baldosa y peinarse utilizando una llana dentada con un diente nunca inferior a 4 mm. Los surcos deben ser rectos (no circulares) y paralelos a los realizados en el soporte.

El espesor del adhesivo se puede ajustar utilizando la llana dentada.

Atención: Antes de aplicar el adhesivo, asegúrese de que no haya polvo de cerámica o magnesio (engobe) en el reverso de las baldosas. Si es necesario, limpiar con una esponja empapada en una solución de agua y detergente ácido.

#### Colocación de la baldosa

Al colocar la baldosa, hay que procurar que los surcos del adhesivo en el soporte y los del reverso de la baldosa estén alineados en paralelo para facilitar la desaireación; por lo tanto, la baldosa no debe colocarse con los surcos cruzados.

Para obtener un doble encolado, colocar la baldosa ejerciendo la presión necesaria y golpear.

Para conseguir el máximo contacto baldosa/adhesivo/soporte, cercano al 100%, se recomienda comenzar a golpear desde el centro de la baldosa hacia el exterior, con movimientos lineales en todas las direcciones.

Si el adhesivo sale por las juntas después de golpear, hay que vaciarlas utilizando las herramientas adecuadas.

#### Importante:

Los pavimentos rectificadas de Fap deberán colocarse con una junta de 2-3 mm. Para la colocación al exterior se recomienda una junta de 3 mm. Para pavimentos con colocación recta, diferencia máxima de 1/3 entre las baldosas. Los hexágonos se deberán colocar con una junta de 3 a 5 mm.

#### Rejuntado

Las juntas deben limpiarse antes del sellado.

Se recomienda utilizar material de rejuntado de color similar a la baldosa.

#### Gres porcelánico Brillante

El gres porcelánico Brillante está realizado con un proceso especial de lustrado que remarca la estructura suave de la superficie de las baldosas. Así se obtiene un sofisticado efecto de reflejos vibrantes que donan unicidad al pavimento. El proceso de lustrado de todos los productos lustrados y pulidos presentes en el mercado, se realiza eliminando una pequeña parte de material y abriendo algunos microporos sobre la superficie, haciendo que el producto sea más sensible a las manchas. Se recomienda utilizar material de rejuntado de color similar a la baldosa para reducir el contraste. Durante la colocación no se debe marcar el material con lápices o rotuladores indelebles sobre la superficie de uso.

#### Limpieza

La limpieza se debe realizar en toda la superficie del revestimiento, es decir, la superficie de la baldosa, la superficie de las juntas, las juntas de dilatación y los posibles perfiles.

El proceso de limpieza se considera correcto cuando se eliminan por completo todos los residuos de materiales de colocación.

La limpieza se hará cuando el sellado de las juntas esté completamente seco, utilizando un producto limpiador apto para las características del sellador.

El proceso de limpieza se concluye utilizando un monocepillo de acción mecánica y un aspirador en húmedo, con un aclarado con agua al final.

Las reglas para la limpieza llevada a cabo por el solador deberán aplicarse cuando se utilicen materiales de relleno cementosos. Cuando se utilicen materiales de relleno epoxi, deberán seguirse las indicaciones de los fabricantes.

#### Limpieza a cargo del alicatador/solador.

**Primera limpieza:** espues de 10-20 minutos del rejuntado, cuando el material de relleno pierde plasticidad y se vuelve opaco, quitar el exceso del sellante con una esponja húmeda y limpia. Efectuar luego una limpieza en seco con un paño seco o con un fieltro.

**Pulizia finale:** pasadas 36/48 horas, tanto los azulejos como las juntas habrán terminado de secarse y deberá procederse al fregado de la superficie con un ácido de acción tamponada. Aclarar luego con abundante agua limpia, que se retirará con una aspiradora de líquidos.

**Importantísimo:** Es fundamental que esta limpieza sea llevada a cabo correctamente por el alicatador/solador para que el pavimento pueda ser luego sometido fácilmente a las operaciones de mantenimiento. El cuidado con el que se efectúen la primera limpieza y la limpieza final (especialmente la retirada total de los materiales residuales de rejuntado) influenciarán la facilidad de limpieza del pavimento. Dicho procedimiento está previsto por los mejores fabricantes de materiales de rejuntado y adhesivos para todos los pavimentos de gres porcelánico.

El incumplimiento de estas recomendaciones, o emplear agua no totalmente limpia, puede determinar la fijación de una pátina de material de rejuntado o de polvo de la obra extremadamente absorbente, no perfectamente visible a simple vista, que captura el polvo existente en el ambiente y que puede hacer que el pavimento esté siempre sucio. En este caso Fap ceramiche declina cualquier responsabilidad..

#### Limpieza ordinaria

**Frecuencia:** la habitual.

#### Advertencias:

- utilizar herramientas para la limpieza totalmente limpias;
- aclarar siempre el pavimento;
- no pisar el pavimento mojado;
- para efectuar lavados frecuentes podrá utilizarse simplemente agua limpia o detergentes específicos para quitar la suciedad o las manchas que no sean de cera o películas. Desaconsejamos utilizar productos con la indicación “no necesita enjuague”.

**Puede consultar todas las instrucciones de colocación, limpieza y eliminación el sitio web [www.fapceramiche.com](http://www.fapceramiche.com).**

# УКЛАДКА,ШПАКЛЕВАНИЕ, УХОД

## WALL TILES

**ВАЖНОЕ ЗАМЕЧАНИЕ: ДЛЯ УКЛАДКИ И ЗАТИРКИ ШВОВ СЛЕДУЕТ ОБРАЩАТЬСЯ К ПРОФЕССИОНАЛЬНЫМ ПЛИТОЧНИКАМ.**

Правильная укладка с соблюдением некоторых простых правил обеспечит хороший конечный результат:

- проконтролировать ровность стен перед укладкой;
- при укладке следует использовать плитки из разных коробок;
- аккуратно обращаться с плиткой до укладки и в процессе работы.

### НАНЕСЕНИЕ КЛЕЯ

Использовать клеи, соответствующие техническим нормам (UNI EN 12004 для клеев).

Компания Far Ceramiche рекомендует пользоваться исключительно клеями класса C2 согласно европейскому стандарту EN 12004. Для керамического противоскользящего покрытия рекомендуется применять белый клей. В целях достижения оптимального результата используйте эластичную эмульсию, тщательно следуя указаниям производителя.

Клей необходимо наносить, как на стену под облицовку, так и на обратную сторону плитки (двойное нанесение клея).

Клей следует наносить на стену при помощи шпателя с наклонными зубцами размером не менее 10 мм в зависимости от его плоскостности. Наносить клей следует прямыми линиями (не круговыми движениями) для получения прямолинейных борозд, всегда идущих параллельно короткой стороне плитки, для того чтобы было легче удалить воздух.

На обратную сторону плитки клей следует наносить зубчатым шпателем с зубцами не менее 4 мм. Борозды должны быть прямолинейными (без заворотов) и параллельными бороздам на стене.

Толщину слоя клея можно регулировать при помощи зубчатого шпателя.

Внимание: прежде чем нанести клей, убедитесь в отсутствии керамической пыли или магнезии (ангоб) на обратной стороне плитки. При необходимости очистить губкой, увлажненной водой или кислотным моющим средством.

### УКЛАДКА ПЛИТКИ

При укладке плитки следите за тем, чтобы бороздки клея на стене и на обратной стороне плитки были параллельными, чтобы было легче удалить воздух; не следует укладывать плитку на перекрещивающиеся бороздки.

Чтобы клей заполнил все пространство, надавите на плитку с нужной силой и постучите по ней.

Для получения максимального контакта между плиткой-клеем-стеной, близкого к 100%, рекомендуется постукивать от центра к краю плитки прямыми движениями по всем направлениям.

Если после постукивания из-под плитки в шов выдавливается клей, удалите его при помощи специального инструмента.

### ВАЖНО:

Ректифицированная облицовочная плитка Far разработана и произведена для укладки встык. Это позволяет получить лучший эстетический (сплошная стена) и функциональный (благодаря отсутствию швов, не задерживает грязь) результат.

Во избежание сколов или царапин на поверхности плитки, рекомендуется пользоваться зажимами на подставке, устанавливаемыми между плиткой и клином в системе выравнивания.

Для укладки формата 80x160 используйте приспособления для выравнивания; рекомендуемая ширина шва от 0,5 до 2,0 мм.

### ЗАТИРКА ШВОВ

Очистить швы перед затиркой.

Применять затирку, соответствующую цвету плитки.

### ЧИСТКА

Очистка должна осуществляться на всей площади облицовки, то есть на поверхности плитки, швов, деформационных стыков и, если имеются, профилей.

Процесс очистки считается выполненным должным образом, если с поверхности удалены все остатки материалов, использованных для укладки.

Очистка должна осуществляться после полного высыхания затирки с применением соответствующего моющего средства в зависимости от характеристик затирки.

Во время уборки использовать только чистую губку или тряпку. Всегда споласкивать поверхности водой. Для частой уборки применять просто чистую воду.

**Для любой информации по укладке, очистке и утилизации посетите страницу Частых Вопросов на сайте [www.farceramiche.com](http://www.farceramiche.com)**

## GRES PORCELLANATO

**ВАЖНОЕ ЗАМЕЧАНИЕ: ДЛЯ УКЛАДКИ И ЗАТИРКИ ШВОВ СЛЕДУЕТ ОБРАЩАТЬСЯ К ПРОФЕССИОНАЛЬНЫМ ПЛИТОЧНИКАМ.**

Правильная укладка с соблюдением некоторых простых правил обеспечит хороший конечный результат:

- проконтролировать ровность стяжки, на которую будет укладываться напольная плитка.
- при укладке следует использовать плитки из разных коробок;
- аккуратно обращаться с плиткой до укладки и в процессе работы.

### НАНЕСЕНИЕ КЛЕЯ

Клей необходимо наносить, как на основу, так и на обратную сторону плитки (двойное нанесение клея).

Клей следует наносить на основу при помощи шпателя с наклонными зубцами размером не менее 10 мм в зависимости от его плоскостности. Наносить клей следует прямыми линиями (не круговыми движениями) для получения прямолинейных борозд,

всегда идущих параллельно короткой стороне плитки, для того чтобы было легче удалить воздух. На обратную сторону плитки клей следует наносить зубчатым шпателем с зубцами не менее 4 мм. Борозды должны быть прямолинейными (без заворотов) и параллельными бороздам на основе.

Толщину слоя клея можно регулировать при помощи зубчатого шпателя.

Внимание: прежде чем нанести клей, убедитесь в отсутствии керамической пыли или магнезии (ангоб) на обратной стороне плитки. При необходимости очистить губкой, увлажненной водой или кислотным моющим средством.

### УКЛАДКА ПЛИТКИ

При укладке плитки следите за тем, чтобы бороздки клея на основе и на обратной стороне плитки были параллельными, чтобы было легче удалить воздух; не следует укладывать плитку на скрещивающиеся бороздки.

Чтобы клей заполнил все пространство, надавите на плитку с нужной силой и постучите по ней.

Для получения максимального контакта между плиткой-клеем-основой, близкого к 100%, рекомендуется постукивать от центра к краю плитки прямыми движениями по всем направлениям.

Если после постукивания из-под плитки в шов выдавливается клей, удалите его при помощи специального инструмента.

### ВАЖНО:

Ректифицированную напольную плитку Far необходимо укладывать со швом 2-3 мм. Для укладки плитки на улице рекомендуемая ширина шва – 3 мм. Для полов при укладке со смещением, максимальное смещение между досками должно быть не более 1/3.

Укладку шестигранной плитки необходимо осуществлять с учетом шва 3–5 мм.

### ЗАТИРКА ШВОВ

Очистить швы перед затиркой.

Применять затирку, соответствующую цвету плитки.

### ГЛЯНЦЕВЫЙ КЕРАМОГРАНИТ

Глянцевый керамогранит выполнен с применением специальной полировочной техники, подчеркивающей мягкость плиточной поверхности. В результате достигается изысканный эффект переливчатости бликов, придающих полу неповторимость. Полировочная техника, примененная на всех предлагаемых на рынке отшлифованных и притёртых изделиях, заключается в удалении небольшого количества материала и в максимальном открытии микропор на поверхности, что делает плитку более уязвимой для грязевых пятен. Для уменьшения цветового контраста рекомендуется применять затирку, соответствующую цвету плитки. Во время укладки запрещается делать пометки на поверхности плитки несмываемыми карандашами или фломастерами.

### УБОРКА

Очистка должна осуществляться на всей площади облицовки, то есть на поверхности плитки, швов, деформационных стыков и, если имеются, профилей.

Процесс очистки считается выполненным должным образом, если с поверхности удалены все остатки материалов, использованных для укладки.

Очистка должна осуществляться после полного высыхания затирки с применением соответствующего моющего средство в зависимости от характеристик затирки.

Процесс очистки считается завершенным надлежащим образом, если используются механическая моющая щетка и машины для сбора жидкости, после чего следует ополоснуть водой.

Укладчик плитки должен соблюдать соответствующие правила очистки в случае использования цементных затирок. В случае использования эпоксидных затирок следует придерживаться правил, установленных производителем.

### Очистка выполняется укладчиком.

**Первая очистка:** по истечении 10–20 минут после оштукатуривания затирка теряет пластичность и становится матовой. Далее необходимо удалить излишек герметизирующего состава с помощью чистой влажной губки. Затем необходимо осуществить очистку сухой тряпкой или кусочком фетра.

**Вторая очистка:** через 36/48 часов как плитка, так и швы завершают свое созревание, далее необходимо приступить к очистке поверхности с применением кислоты тампонажного действия. После этого необходимо сполоснуть поверхность большим количеством чистой воды и удалить ее с помощью машины для отсасывания жидкостей.

**ОЧЕНЬ ВАЖНО:** крайне важно, чтобы очистка выполнялась укладчиком искусно и по всем правилам, чтобы за полом было легко ухаживать. Тщательность, с которой выполняется первая и конечная уборка (в особенности полное удаление остатков штукатурки), будет влиять на способность пола к очистке. Данная процедура предусматривается лучшими производителями штукатурки для швов и клеящих веществ, для всех напольных покрытий из керамогранита. Несоблюдение этих рекомендаций или использование не совсем чистой воды может спровоцировать закрепление налета из штукатурки или строительной пыли с повышенной абсорбирующей способностью, не очень видимой на глаз, которая поглощает существующую в среде пыль и пол может казаться всегда грязным. В этом случае компания Far Ceramiche снимает с себя всякую ответственность.

### ОБЫЧНАЯ ОЧИСТКА

**Частота:** как обычно.

### Рекомендации:

- Использовать абсолютно чистые инструменты для уборки;
- Всегда споласкивать пол;
- Не ходить по мокрому полу;
- Для частой очистки можно просто использовать чистую воду или не восковые, не образующие пленку и налет моющие средства, предназначенные для удаления грязи и пятен. Не рекомендуется использование средств с указанием без ополаскивания.

**Для любой информации по укладке, очистке и утилизации посетите [www.farceramiche.com](http://www.farceramiche.com)**

**Gres Porcellanato - Standard ISO 13006 (EN 14411) Annex G Group Bla, Ev ≤ 0,5%**

Porcelain. / Grès cerame. / Feinsteinzeug. / Gres porcelánico. / Керамогранит.

CARATTERISTICHE TECNICHE TECHNICAL SPECIFICATIONS CARACTERISTIQUES TECHNIQUES TECHNISCHE EIGENSCHAFTEN CARACTERÍSTICAS TÉCNICAS ТЕХНИЧЕСКИЕ ХАРАКТЕРИСТИКИ		NORME STANDARDS NORMES NORMEN NORMAS НОРМЫ	VALORE PRESCRITTO VALUES REQUIRED VALEUR PRÉSCRITE NORMVORGABE VALOR PRESCRITO ЗАДАННОЕ ЗНАЧЕНИЕ EN 14411 - ISO 13006 Bla (UGL e GL)
			<b>NON RETTIFICATO - NOT RECTIFIED</b> <b>RETTIFICATO - RECTIFIED</b>
DIMENSIONI SIZES DIMENSIONS GRÖSSEN DIMENSIONES РАЗМЕРЫ		<b>Lunghezza e larghezza</b> Length and width / Dimensions des côtés / Seitenlänge / Largo y ancho / Длина и ширина	± 0,6%, max 2 mm      ± 0,3%, max 1 mm
		<b>Spessore</b> Thickness / Epaisseur / Stärke / Espesor / Толщина	± 5%, max 0,5 mm      ± 5%, max 0,5 mm
		<b>Ortogonalità **</b> Wedging / Orthogonalité / Rechtwinkligkeit / Ortogonalidad / Ортогональность	± 0,5%, max 2 mm      ± 0,3%, max 1,5 mm
		<b>Rettilineità degli spigoli</b> / Straightness of the edges / Ecuerrage des angles / Kantengeradheit / Rectilinearidad de las aristas / Прямолинейность углов	± 0,5%, max 1,5 mm      ± 0,3%, max 0,8 mm
		<b>Planarità</b> Flatness / Planéité / Oberflächenqualität / Planicidad / Плоскость	± 0,5%, max 2 mm      ± 0,4%, max 1,8 mm
STRUTTURA STRUCTURE STRUCTURE STRUKTUR ESTRUCTURA СТРУКТУРА		<b>Assorbimento d'acqua - valore medio %</b> Water absorption - average value % / Absorption d'eau - valeur moyenne % / Wasseraufnahme - Durchschnittswert % / Absorción de agua - valor medio % / Водопоглощение Среднее значение %	ISO 10545-3 ASTM C373 ≤ 0,5%
		<b>Sforzo di rottura</b> / Breaking strength / Force de rupture / Bruchlast / Esfuerzo di ruptura / Усилие на излом	ISO 10545-4 S ≥ 1300 N
		<b>Resistenza alla flessione</b> Bending strength / Résistance à la flexion / Biegefestigkeit / Resistencia a la flexión / Прочность при изгибе	R ≥ 35 N/mm <sup>2</sup>
		<b>Abrasion profonda</b> / Deep abrasion / Abrasion profonde / Tiefenabrieb / Abrasión profunda / Глубокое истирание	ISO 10545-6 ≤ 175mm <sup>3</sup>
SBALZI TERMICI THERMAL SHOCK ECARTS DE TEMPÉRATURE TEMPERATURWECHSEL CHOQUES TÉRMICOS ТЕМПЕРАТУРНЫЕ ПЕРЕПАДЫ		<b>Coefficiente di dilatazione termica lineare</b> Coefficient of thermal linear expansion / Coefficient de dilatation thermique linear / Wärmeausdehnungskoeffizient / Coeficiente de dilatación termica linear / Коэффициент теплового линейного расширения	ISO 10545-8 Valore dichiarato Declared Value / Valeur déclarée / Angegebener Wert / Valor declarado / Объявленная ценность
		<b>Resistenza agli sbalzi termici</b> Thermal shock resistance / Resistance aux variations thermiques / Temperaturwechselbeständigkeit / Resistencia a las diferencias de temperatura / Сопротивление температурным перепадам	ISO 10545-9 Resistente Resistant
		<b>Resistenza al gelo</b> Resistance to frost / Résistance au gel / Frostbeständigkeit / Resistencia al hielo / Морозостойчивость	ISO 10545-12 Resistente Resistant
SICUREZZA SAFETY SÉCURITÉ SICHERHEIT SEGURIDAD БЕЗОПАСНОСТЬ		<b>Coefficiente di attrito dinamico</b> Dynamic friction coefficient / Coefficient de frottement dynamique / Dynamischer Reibungskoeffizient / Coeficiente de fricción dinámica / Динамический коэффициент трения	DCOF BOT 3000 Slip resistant ≥ 0,42
		<b>Coefficiente di attrito dinamico</b> Dynamic friction coefficient / Coefficient de frottement dynamique / Dynamischer Reibungskoeffizient / Coeficiente de fricción dinámica / Динамический коэффициент трения	DIN 51130 In funzione dell'ambiente o della zona di lavoro. According to the space or the working area / Selon le lieu concerné ou la zone de travail / Je nach Raum oder Arbeitszone / Según el ambiente o de la zona de trabajo / В зависимости от среды или рабочей зоны
		<b>Classificazione antiscivolo</b> Non-slip classification / Classification antiderapant / Bewertungsgruppe trittsicherheit / Clasificación antideslizante / Классификация противоскольжения	DIN 51097 In funzione delle zone bagnate soggette a calpestio a piedi nudi. According to the wet area to be stepped on barefoot / Selon le type de surface mouillée parcourue pieds nus. / Je nach Nassbereich die barfuß zu betreten sind / Según de la zona mojada que se pisa con los pies desnudos / С учётом увлажняемых зон, предназначенных для ходьбы босиком
RESISTENZA CHIMICA CHEMICAL RESISTANCE RÉSISTANCE AUX ATTAQUES CHIMIQUES CHEMIKALIENFESTIGKEIT RESISTENCIA A LOS PRODUCTOS QUÍMICOS ХИМИЧЕСКАЯ СТОЙКОСТЬ		<b>Resistenza ai prodotti chimici di uso domestico e agli additivi per piscina</b> Resistance to household chemicals and swimming pool salts / Résistance aux produits chimiques à usage domestique et aux adjuvants pour piscines / Beständigkeit gegen Haushaltchemikalien und Badewasserzusätze / Resistencia a los productos químicos de uso domestico o productos para la piscina / Сопротивляемость химическим средствам домашнего применения и добавкам для бассейна.	ISO 10545-13 MINIMUM B
		<b>Resistenza a basse concentrazioni di acidi ed alcali</b> Resistance to low concentrations of acids and alkalis / Résistance aux acides et aux alcalis à basse concentration / Beständigkeit gegen niedrigkonzentrierte Säuren und Laugen / Resistencia a concentración baja de ácidos y álcali / Сопротивляемость кислотам и щелочам низкой концентрации	Secondo la classificazione indicata dal fabbricante. According to classification indicated by the manufacturer / Second la classification indiquée par le fabricant / Je nach angegebener Fabrikantenbewertung / Según la clasificación indicada del fabricante / Согласно классификации, указанной производителем.
		<b>Resistenza alle macchie</b> Stain resistance / Résistance aux taches / Baständigkeit gegen Fleckenbildung / Resistencia a las manchas / Стойкость к загрязнению	ISO 10545-14 UGL: Metodo di prova disponibile / Test method available / Méthode d'essai disponible / Verfügbare Prüfmethode / Método de prueba disponible / Доступный метод испытания GL: Minimum 3

FAPNEST		GEMME		GLIM		MAKU	
FAP - VALORE MEDIO• AVERAGE RATING VALEUR MOYENNE DURCHSCHNITTSWERT VALOR MEDIO СРЕДНЕЕ ЗНАЧЕНИЕ Bla UGL		FAP - VALORE MEDIO• AVERAGE RATING VALEUR MOYENNE DURCHSCHNITTSWERT VALOR MEDIO СРЕДНЕЕ ЗНАЧЕНИЕ Bla UGL		FAP - VALORE MEDIO• AVERAGE RATING VALEUR MOYENNE DURCHSCHNITTSWERT VALOR MEDIO СРЕДНЕЕ ЗНАЧЕНИЕ Bla UGL		FAP - VALORE MEDIO• AVERAGE RATING VALEUR MOYENNE DURCHSCHNITTSWERT VALOR MEDIO СРЕДНЕЕ ЗНАЧЕНИЕ Bla UGL	
MATT	OUT	BRILLANTE	MATT	BRILLANTE	MATT	SATIN	OUT
Conforme In accordance	Conforme In accordance	Conforme In accordance	Conforme In accordance	Conforme In accordance	Conforme In accordance	Conforme In accordance	Conforme In accordance
Conforme In accordance	Conforme In accordance	Conforme In accordance	Conforme In accordance	Conforme In accordance	Conforme In accordance	Conforme In accordance	Conforme In accordance
Conforme In accordance	Conforme In accordance	Conforme In accordance	Conforme In accordance	Conforme In accordance	Conforme In accordance	Conforme In accordance	Conforme In accordance
Conforme In accordance	Conforme In accordance	Conforme In accordance	Conforme In accordance	Conforme In accordance	Conforme In accordance	Conforme In accordance	Conforme In accordance
Conforme In accordance	Conforme In accordance	Conforme In accordance	Conforme In accordance	Conforme In accordance	Conforme In accordance	Conforme In accordance	Conforme In accordance
Conforme In accordance	Conforme In accordance	Conforme In accordance	Conforme In accordance	Conforme In accordance	Conforme In accordance	Conforme In accordance	Conforme In accordance
S ≥ 2000 N	S ≥ 2000 N	S ≥ 2000 N	S ≥ 2000 N	S ≥ 2000 N	S ≥ 2000 N	S ≥ 2000 N	S ≥ 2000 N
Conforme In accordance	Conforme In accordance	Conforme In accordance	Conforme In accordance	Conforme In accordance	Conforme In accordance	Conforme In accordance	Conforme In accordance
≤ 140mm <sup>3</sup>	≤ 140mm <sup>3</sup>	-	≤ 140mm <sup>3</sup>	≤ 140mm <sup>3</sup>	≤ 140mm <sup>3</sup>	≤ 140mm <sup>3</sup>	≤ 140mm <sup>3</sup>
-	-	-	-	Avorio, Ghiaccio: 5- Beige, Grigio Fumo, Tortora: 3- Blu Navy, Lavagna, Petrolio, Rosso Cuore, Salsvia: 2	-	-	-
≤ 7 MK <sup>-1</sup>	≤ 7 MK <sup>-1</sup>	≤ 7 MK <sup>-1</sup>	≤ 7 MK <sup>-1</sup>	≤ 7 MK <sup>-1</sup>	≤ 7 MK <sup>-1</sup>	≤ 7 MK <sup>-1</sup>	≤ 7 MK <sup>-1</sup>
Resistente Resistant	Resistente Resistant	Resistente Resistant	Resistente Resistant	Resistente Resistant	Resistente Resistant	Resistente Resistant	Resistente Resistant
Resistente Resistant	Resistente Resistant	Resistente Resistant	Resistente Resistant	Resistente Resistant	Resistente Resistant	Resistente Resistant	Resistente Resistant
Conforme In accordance	Conforme In accordance	-	Conforme In accordance	-	Conforme In accordance	-	Conforme In accordance
R9	R11	-	R10	-	R9	-	R11
-	C(A+B+C)	-	B(A+B)	-	-	-	C(A+B+C)
Conforme In accordance	Conforme In accordance	Conforme In accordance	Conforme In accordance	Conforme In accordance	Conforme In accordance	Conforme In accordance	Conforme In accordance
LB Min.	LB Min.	LB Min.	LB Min.	LB Min.	LB Min.	LB Min.	LB Min.
5	5	5	5	5	5	5	5

\* Valore medio dei test condotti negli ultimi 24 mesi. Average rating of tests conducted during the last 24 months. Durchschnittswert der in den letzten 24 Monaten durchgeführten Tests. Valeur moyenne des essais menés au cours des 24 derniers mois. Valor medio de las pruebas llevadas a cabo en los últimos 24 meses. Среднее значение испытаний, проведенных в течение последних 24 месяцев.

\*\* Per piastrelle rettangolari, che abbiano il lato maggiore L ≥ 60 cm, e rapporto tra i lati ≥ 3, la misurazione della ortogonalità deve venire condotta solo sul lato corto. For oblong tiles with L ≥ 60 cm and ratio length/width L/W ≥ 3, measurement of rectangularity only on short edges

\* Valore medio dei test condotti negli ultimi 24 mesi. Average rating of tests conducted during the last 24 months. Durchschnittswert der in den letzten 24 Monaten durchgeführten Tests. Valeur moyenne des essais menés au cours des 24 derniers mois. Valor medio de las pruebas llevadas a cabo en los últimos 24 meses. Среднее значение испытаний, проведенных в течение последних 24 месяцев.

Gres Porcellanato - Standard ISO 13006 (EN 14411) Annex G Group Bla, Ev ≤ 0,5%

Porcelain. / Grès cerame. / Feinsteinzeug. / Gres porcelánico. / Керамогранит.

CARATTERISTICHE TECNICHE TECHNICAL SPECIFICATIONS CARACTERISTIQUES TECHNIQUES TECHNISCHE EIGENSCHAFTEN CARACTERÍSTICAS TÉCNICAS ТЕХНИЧЕСКИЕ ХАРАКТЕРИСТИКИ		NORME STANDARDS NORMES NORMEN NORMAS НОРМЫ	VALORE PRESCRITTO VALUES REQUIRED VALEUR PRESCRIPTE NORMVORGABE VALOR PRESCRITO ЗАДАННОЕ ЗНАЧЕНИЕ EN 14411 - ISO 13006 Bla (UGL e GL)
DIMENSIONI SIZES DIMENSIONS GRÖSSEN DIMENSIONES РАЗМЕРЫ		Lunghezza e larghezza Length and width / Dimensions des côtés / Seitenlänge / Largo y ancho / Длина и ширина	± 0,6%, max 2 mm
		Spessore Thickness / Epaisseur / Stärke / Espesor / Толщина	± 5%, max 0,5 mm
		Ortogonalità ** Wedging / Orthogonalité / Rechtwinkligkeit / Ortogonalidad / Ортогональность	± 0,5%, max 2 mm
		Rettilinearità degli spigoli Straightness of the edges / Ecuerrage des angles / Kantengeradheit / Rectilinearidad de las aristas / Прямолинейность углов	± 0,5%, max 1,5 mm
		Planarità Flatness / Planéité / Oberflächenqualität / Planicidad / Плоскость	± 0,5%, max 2 mm
STRUTTURA STRUCTURE STRUCTURE STRUKTUR ESTRUCTURA СТРУКТУРА		Assorbimento d'acqua - valore medio % Water absorption - average value % / Absorption d'eau - valeur moyenne % / Wasseraufnahme - Durchschnittswert % / Absorción de agua - valor medio % / Водопоглощение Среднее значение %	ISO 10545-3 ASTM C373 ≤ 0,5%
		Sforzo di rottura Breaking strength / Force de rupture / Bruchlast / Esfuerzo di ruptura / Усилие на излом	ISO 10545-4 S ≥ 1300 N
		Resistenza alla flessione Bending strength / Résistance à la flexion / Biegefestigkeit / Resistencia a la flexión / Прочность при изгибе	R ≥ 35 N/mm <sup>2</sup>
		Abrasion profonda Deep abrasion / Abrasion profonde / Tiefenabrieb / Abrasión profunda / Глубокое истирание	ISO 10545-6 ≤ 175mm <sup>3</sup>
		PEI	ISO 10545-7 Abrasion Class and Cycled Passed
SBALZI TERMICI THERMAL SHOCK ECARTS DE TEMPÉRATURE TEMPERATURWECHSEL CHOQUES TÉRMICOS ТЕМПЕРАТУРНЫЕ ПЕРЕПАДЫ		Coefficiente di dilatazione termica lineare Coefficient of thermal linear expansion / Coefficient de dilatation thermique linear / Wärmeausdehnungskoeffizient / Coeficiente de dilatación termica linear / Коэффициент теплового линейного расширения	ISO 10545-8 Valore dichiarato Declared Value / Valeur déclarée / Angegebener Wert / Valor declarado / Объявленная ценность
		Resistenza agli sbalzi termici Thermal shock resistance / Resistance aux variations thermiques / Temperaturwechselbeständigkeit / Resistencia a las diferencias de temperatura / Сопротивление температурным перепадам	ISO 10545-9 Resistente Resistant
		Resistenza al gelo Resistance to frost / Résistance au gel / Frostbeständigkeit / Resistencia al hielo / Морозоустойчивость	ISO 10545-12 Resistente Resistant
SICUREZZA SAFETY SÉCURITÉ SICHERHEIT SEGURIDAD БЕЗОПАСНОСТЬ		Coefficiente di attrito dinamico Dynamic friction coefficient / Coefficient de frottement dynamique / Dynamischer Reibungskoeffizient / Coeficiente de fricción dinámica / Динамический коэффициент трения	DCOF BOT 3000 Slip resistant ≥ 0,42
		Coefficiente di attrito dinamico Dynamic friction coefficient / Coefficient de frottement dynamique / Dynamischer Reibungskoeffizient / Coeficiente de fricción dinámica / Динамический коэффициент трения	DIN 51130 In funzione dell'ambiente o della zona di lavoro. According to the space or the working area / Selon le lieu concerné ou la zone de travail / Je nach Raum oder Arbeitszone / Según el ambiente o de la zona de trabajo / В зависимости от среды или рабочей зоны
		Classificazione antiscivolo Non-slip classification / Classification antiderapant / Bewertungsgruppe trittsicherheit / Clasificación antideslizante / Классификация противоскольжения	DIN 51097 In funzione delle zone bagnate soggette a calpestio a piedi nudi. According to the wet area to be stepped on barefoot / Selon le type de surface mouillée parcourue pieds nus. / Je nach Nassbereich die barfuß zu betreten sind / Según de la zona mojada que se pisa con los pies desnudos / С учётом увлажняемых зон, предназначенных для ходьбы босиком
RESISTENZA CHIMICA CHEMICAL RESISTANCE RÉSISTANCE AUX ATTAQUES CHIMIQUES CHEMIKALIENFESTIGKEIT RESISTENCIA A LOS PRODUCTOS QUÍMICOS ХИМИЧЕСКАЯ СТОЙКОСТЬ		Resistenza ai prodotti chimici di uso domestico e agli additivi per piscina Resistance to household chemicals and swimming pool salts / Résistance aux produits chimiques à usage domestique et aux adjuvants pour piscines / Beständigkeit gegen Haushaltchemikalien und Badewasserzusätze / Resistencia a los productos químicos de uso domestico o productos para la piscina / Сопротивляемость химическим средствам домашнего применения и добавкам для бассейна.	ISO 10545-13 MINIMUM B
		Resistenza a basse concentrazioni di acidi ed alcali Resistance to low concentrations of acids and alkalis / Résistance aux acides et aux alcalis à basse concentration / Beständigkeit gegen niedrigkonzentrierte Säuren und Laugen / Resistencia a concentración baja de ácidos y álcali / Сопротивляемость кислотам и щелочам низкой концентрации	
		Resistenza alle macchie Stain resistance / Résistance aux taches / Baständigkeit gegen Fleckenbildung / Resistencia a las manchas / Стойкость к загрязнению	ISO 10545-14 UGL: Metodo di prova disponibile / Test method available / Méthode d'essai disponible / Verfügbare Prüfmethode / Método de prueba disponible / Доступный метод испытания GL: Minimum 3

MILANO MOOD			MILANO & FLOOR		NATIVA				NOBU		NUANCES		OXIDE	
FAP - VALORE MEDIO• AVERAGE RATING VALEUR MOYENNE DURCHSCHNITTSWERT VALOR MEDIO СРЕДНЕЕ ЗНАЧЕНИЕ Bla UGL	SATIN	MATT	MATT	SATIN	MATT R9	MATT R10	SATIN	OUT	MATT R9	MATT R10	MATT	OUT	MATT R9	MATT R10
Conforme In accordance	Conforme In accordance	Conforme In accordance	Conforme In accordance	Conforme In accordance	Conforme In accordance	Conforme In accordance	Conforme In accordance	Conforme In accordance	Conforme In accordance	Conforme In accordance	Conforme In accordance	Conforme In accordance	Conforme In accordance	Conforme In accordance
Conforme In accordance	Conforme In accordance	Conforme In accordance	Conforme In accordance	Conforme In accordance	Conforme In accordance	Conforme In accordance	Conforme In accordance	Conforme In accordance	Conforme In accordance	Conforme In accordance	Conforme In accordance	Conforme In accordance	Conforme In accordance	Conforme In accordance
Conforme In accordance	Conforme In accordance	Conforme In accordance	Conforme In accordance	Conforme In accordance	Conforme In accordance	Conforme In accordance	Conforme In accordance	Conforme In accordance	Conforme In accordance	Conforme In accordance	Conforme In accordance	Conforme In accordance	Conforme In accordance	Conforme In accordance
Conforme In accordance	Conforme In accordance	Conforme In accordance	Conforme In accordance	Conforme In accordance	Conforme In accordance	Conforme In accordance	Conforme In accordance	Conforme In accordance	Conforme In accordance	Conforme In accordance	Conforme In accordance	Conforme In accordance	Conforme In accordance	Conforme In accordance
Conforme In accordance	Conforme In accordance	Conforme In accordance	Conforme In accordance	Conforme In accordance	Conforme In accordance	Conforme In accordance	Conforme In accordance	Conforme In accordance	Conforme In accordance	Conforme In accordance	Conforme In accordance	Conforme In accordance	Conforme In accordance	Conforme In accordance
S ≥ 2000 N	S ≥ 2000 N	S ≥ 2000 N	S ≥ 2000 N	S ≥ 2000 N	S ≥ 2000 N	S ≥ 2000 N	S ≥ 2000 N	S ≥ 2000 N	S ≥ 2000 N	S ≥ 2000 N	S ≥ 2000 N	S ≥ 2000 N	S ≥ 2000 N	S ≥ 2000 N
Conforme In accordance	Conforme In accordance	Conforme In accordance	Conforme In accordance	Conforme In accordance	Conforme In accordance	Conforme In accordance	Conforme In accordance	Conforme In accordance	Conforme In accordance	Conforme In accordance	Conforme In accordance	Conforme In accordance	Conforme In accordance	Conforme In accordance
≤ 140mm <sup>3</sup>	≤ 140mm <sup>3</sup>	≤ 140mm <sup>3</sup>	≤ 140mm <sup>3</sup>	≤ 140mm <sup>3</sup>	≤ 140mm <sup>3</sup>	≤ 140mm <sup>3</sup>	≤ 140mm <sup>3</sup>	≤ 140mm <sup>3</sup>	≤ 140mm <sup>3</sup>	≤ 140mm <sup>3</sup>	≤ 140mm <sup>3</sup>	≤ 140mm <sup>3</sup>	≤ 140mm <sup>3</sup>	≤ 140mm <sup>3</sup>
-	-	-	-	-	-	-	-	-	-	-	-	-	-	-
≤ 7 MK <sup>-1</sup>	≤ 7 MK <sup>-1</sup>	≤ 7 MK <sup>-1</sup>	≤ 7 MK <sup>-1</sup>	≤ 7 MK <sup>-1</sup>	≤ 7 MK <sup>-1</sup>	≤ 7 MK <sup>-1</sup>	≤ 7 MK <sup>-1</sup>	≤ 7 MK <sup>-1</sup>	≤ 7 MK <sup>-1</sup>	≤ 7 MK <sup>-1</sup>	≤ 7 MK <sup>-1</sup>	≤ 7 MK <sup>-1</sup>	≤ 7 MK <sup>-1</sup>	≤ 7 MK <sup>-1</sup>
Resistente Resistant	Resistente Resistant	Resistente Resistant	Resistente Resistant	Resistente Resistant	Resistente Resistant	Resistente Resistant	Resistente Resistant	Resistente Resistant	Resistente Resistant	Resistente Resistant	Resistente Resistant	Resistente Resistant	Resistente Resistant	Resistente Resistant
Resistente Resistant	Resistente Resistant	Resistente Resistant	Resistente Resistant	Resistente Resistant	Resistente Resistant	Resistente Resistant	Resistente Resistant	Resistente Resistant	Resistente Resistant	Resistente Resistant	Resistente Resistant	Resistente Resistant	Resistente Resistant	Resistente Resistant
Conforme In accordance	Conforme In accordance	-	Conforme In accordance	-	Conforme In accordance	Conforme In accordance	-	Conforme In accordance	Conforme In accordance	Conforme In accordance	Conforme In accordance	Conforme In accordance	Conforme In accordance	Conforme In accordance
R9	R10	-	R9	-	R9	R10	-	R11	R9	R10	R9	R11	R9	R10
-	B(A+B)	-	-	-	-	B(A+B)	-	C(A+B+C)	-	B(A+B)	-	C(A+B+C)	-	B(A+B)
Conforme In accordance	Conforme In accordance	Conforme In accordance	Conforme In accordance	Conforme In accordance	Conforme In accordance	Conforme In accordance	Conforme In accordance	Conforme In accordance	Conforme In accordance	Conforme In accordance	Conforme In accordance	Conforme In accordance	Conforme In accordance	Conforme In accordance
LB Min.	LB Min.	LB Min.	LB Min.	LB Min.	LB Min.	LB Min.	LB Min.	LB Min.	LB Min.	LB Min.	LB Min.	LB Min.	LB Min.	LB Min.
5	5	5	5	5	5	5	5	5	5	5	5	5	5	5

\* Valore medio dei test condotti negli ultimi 24 mesi. Average rating of tests conducted during the last 24 months. Durchschnittswert der in den letzten 24 Monaten durchgeführten Tests. Valeur moyenne des essais menés au cours des 24 derniers mois. Valor medio de las pruebas llevadas a cabo en los últimos 24 meses. Среднее значение испытаний, проведенных в течение последних 24 месяцев.

\*\* Per piastrelle rettangolari, che abbiano il lato maggiore L ≥ 60 cm, e rapporto tra i lati ≥ 3, la misurazione della ortogonalità deve venire condotta solo sul lato corto. For oblong tiles with L ≥ 60 cm and ratio length/width L/W ≥ 3, measurement of rectangularity only on short edges

\* Valore medio dei test condotti negli ultimi 24 mesi. Average rating of tests conducted during the last 24 months. Durchschnittswert der in den letzten 24 Monaten durchgeführten Tests. Valeur moyenne des essais menés au cours des 24 derniers mois. Valor medio de las pruebas llevadas a cabo en los últimos 24 meses. Среднее значение испытаний, проведенных в течение последних 24 месяцев.

**Gres Porcellanato - Standard ISO 13006 (EN 14411) Annex G Group Bla, Ev ≤ 0,5%**

Porcelain. / Grès cerame. / Feinsteinzeug. / Gres porcelánico. / Керамогранит.

CARATTERISTICHE TECNICHE TECHNICAL SPECIFICATIONS CARACTERISTIQUES TECHNIQUES TECHNISCHE EIGENSCHAFTEN CARACTERÍSTICAS TÉCNICAS ТЕХНИЧЕСКИЕ ХАРАКТЕРИСТИКИ		NORME STANDARDS NORMES NORMEN NORMAS НОРМЫ	VALORE PRESCRITTO VALUES REQUIRED VALEUR PRÉSCRITE NORMVORGABE VALOR PRESCRITO ЗАДАННОЕ ЗНАЧЕНИЕ EN 14411 - ISO 13006 Bla (UGL e GL)
			<b>NON RETTIFICATO - NOT RECTIFIED</b> <b>RETTIFICATO - RECTIFIED</b>
<b>DIMENSIONI</b> SIZES DIMENSIONS GRÖSSEN DIMENSIONES РАЗМЕРЫ		<b>Lunghezza e larghezza</b> Length and width / Dimensions des côtés / Seitenlänge / Largo y ancho / Длина и ширина	± 0,6%, max 2 mm      ± 0,3%, max 1 mm
		<b>Spessore</b> Thickness / Epaisseur / Stärke / Espesor / Толщина	± 5%, max 0,5 mm      ± 5%, max 0,5 mm
		<b>Ortogonalità **</b> Wedging / Orthogonalité / Rechtwinkligkeit / Ortogonalidad / Ортогональность	± 0,5%, max 2 mm      ± 0,3%, max 1,5 mm
		<b>Planarità</b> Flatness / Planéité / Oberflächenqualität / Planicidad / Плоскость	± 0,5%, max 1,5 mm      ± 0,3%, max 0,8 mm
<b>STRUTTURA</b> STRUCTURE STRUCTURE STRUKTUR ESTRUCTURA СТРУКТУРА		<b>Assorbimento d'acqua - valore medio %</b> Water absorption - average value % / Absorption d'eau - valeur moyenne % / Wasseraufnahme - Durchschnittswert % / Absorción de agua - valor medio % / Водопоглощение Среднее значение %	ISO 10545-3 ASTM C373 ≤ 0,5%
		<b>Sforzo di rottura</b> Breaking strength / Force de rupture / Bruchlast / Esfuerzo di ruptura / Усилие на излом	ISO 10545-4 S ≥ 1300 N
		<b>Resistenza alla flessione</b> Bending strength / Résistance à la flexion / Biegefestigkeit / Resistencia a la flexión / Прочность при изгибе	R ≥ 35 N/mm <sup>2</sup>
		<b>Abrasion profonda</b> Deep abrasion / Abrasion profonde / Tiefenabrieb / Abrasión profunda / Глубокое истирание	ISO 10545-6 ≤ 175mm <sup>3</sup>
<b>SBALZI TERMICI</b> THERMAL SHOCK ECARTS DE TEMPÉRATURE TEMPERATURWECHSEL CHOQUES TÉRMICOS ТЕМПЕРАТУРНЫЕ ПЕРЕПАДЫ		<b>Coefficiente di dilatazione termica lineare</b> Coefficient of thermal linear expansion / Coefficient de dilatation thermique linear / Wärmeausdehnungskoeffizient / Coeficiente de dilatación termica linear / Коэффициент теплового линейного расширения	ISO 10545-8 Valore dichiarato Declared Value / Valeur déclarée / Angegebener Wert / Valor declarado / Объявленная ценность
		<b>Resistenza agli sbalzi termici</b> Thermal shock resistance / Resistance aux variations thermiques / Temperaturwechselbeständigkeit / Resistencia a las diferencias de temperatura / Сопротивление температурным перепадам	ISO 10545-9 Resistente Resistant
		<b>Resistenza al gelo</b> Resistance to frost / Résistance au gel / Frostbeständigkeit / Resistencia al hielo / Морозостойчивость	ISO 10545-12 Resistente Resistant
<b>SICUREZZA</b> SAFETY SÉCURITÉ SICHERHEIT SEGURIDAD БЕЗОПАСНОСТЬ		<b>Coefficiente di attrito dinamico</b> Dynamic friction coefficient / Coefficient de frottement dynamique / Dynamischer Reibungskoeffizient / Coeficiente de fricción dinámica / Динамический коэффициент трения	DCOF BOT 3000 Slip resistant ≥ 0,42
		<b>Coefficiente di attrito dinamico</b> Dynamic friction coefficient / Coefficient de frottement dynamique / Dynamischer Reibungskoeffizient / Coeficiente de fricción dinámica / Динамический коэффициент трения	DIN 51130 In funzione dell'ambiente o della zona di lavoro. According to the space or the working area / Selon le lieu concerné ou la zone de travail / Je nach Raum oder Arbeitszone / Según el ambiente o de la zona de trabajo / В зависимости от среды или рабочей зоны
		<b>Classificazione antiscivolo</b> Non-slip classification / Classification antiderapant / Bewertungsgruppe trittsicherheit / Clasificación antideslizante / Классификация противоскольжения	DIN 51097 In funzione delle zone bagnate soggette a calpestio a piedi nudi. According to the wet area to be stepped on barefoot / Selon le type de surface mouillée parcourue pieds nus. / Je nach Nassbereich die barfuß zu betreten sind / Según de la zona mojada que se pisa con los pies desnudos / С учётом увлажняемых зон, предназначенных для ходьбы босиком
<b>RESISTENZA CHIMICA</b> CHEMICAL RESISTANCE RÉSISTANCE AUX ATTAQUES CHIMIQUES CHEMIKALIENFESTIGKEIT RESISTENCIA A LOS PRODUCTOS QUÍMICOS ХИМИЧЕСКАЯ СТОЙКОСТЬ		<b>Resistenza ai prodotti chimici di uso domestico e agli additivi per piscina</b> Resistance to household chemicals and swimming pool salts / Résistance aux produits chimiques à usage domestique et aux adjuvants pour piscines / Beständigkeit gegen Haushaltchemikalien und Badewasserzusätze / Resistencia a los productos químicos de uso domestico o productos para la piscina / Сопротивляемость химическим средствам домашнего применения и добавкам для бассейна.	ISO 10545-13 MINIMUM B
		<b>Resistenza a basse concentrazioni di acidi ed alcali</b> Resistance to low concentrations of acids and alkalis / Résistance aux acides et aux alcalis à basse concentration / Beständigkeit gegen niedrigkonzentrierte Säuren und Laugen / Resistencia a concentración baja de ácidos y álcali / Сопротивляемость кислотам и щелочам низкой концентрации	Secondo la classificazione indicata dal fabbricante. According to classification indicated by the manufacturer / Selon la classification indiquée par le fabricant / Je nach angegebener Fabrikantenbewertung / Según la clasificación indicada del fabricante / Согласно классификации, указанной производителем.
		<b>Resistenza alle macchie</b> Stain resistance / Résistance aux taches / Baständigkeit gegen Fleckenbildung / Resistencia a las manchas / Стойкость к загрязнению	ISO 10545-14 UGL: Metodo di prova disponibile / Test method available / Méthode d'essai disponible / Verfügbare Prüfmethode / Método de prueba disponible / Доступный метод испытания GL: Minimum 3

ROMA	ROMA DIAMOND	ROMA GOLD	ROMA STONE			ROOTS		SHEER
FAP - VALORE MEDIO* AVERAGE RATING VALEUR MOYENNE DURCHSCHNITTSWERT VALOR MEDIO СРЕДНЕЕ ЗНАЧЕНИЕ Bla UGL	FAP - VALORE MEDIO* AVERAGE RATING VALEUR MOYENNE DURCHSCHNITTSWERT VALOR MEDIO СРЕДНЕЕ ЗНАЧЕНИЕ Bla UGL	FAP - VALORE MEDIO* AVERAGE RATING VALEUR MOYENNE DURCHSCHNITTSWERT VALOR MEDIO СРЕДНЕЕ ЗНАЧЕНИЕ Bla UGL	FAP - VALORE MEDIO* AVERAGE RATING VALEUR MOYENNE DURCHSCHNITTSWERT VALOR MEDIO СРЕДНЕЕ ЗНАЧЕНИЕ Bla UGL	FAP - VALORE MEDIO* AVERAGE RATING VALEUR MOYENNE DURCHSCHNITTSWERT VALOR MEDIO СРЕДНЕЕ ЗНАЧЕНИЕ Bla UGL	FAP - VALORE MEDIO* AVERAGE RATING VALEUR MOYENNE DURCHSCHNITTSWERT VALOR MEDIO СРЕДНЕЕ ЗНАЧЕНИЕ Bla UGL	FAP - VALORE MEDIO* AVERAGE RATING VALEUR MOYENNE DURCHSCHNITTSWERT VALOR MEDIO СРЕДНЕЕ ЗНАЧЕНИЕ Bla UGL	FAP - VALORE MEDIO* AVERAGE RATING VALEUR MOYENNE DURCHSCHNITTSWERT VALOR MEDIO СРЕДНЕЕ ЗНАЧЕНИЕ Bla UGL	
MATT	BRILLANTE	BRILLANTE	MATT R9	MATT R10	SATIN	MATT	OUT	MATT
Conforme In accordance	Conforme In accordance	Conforme In accordance	Conforme In accordance	Conforme In accordance	Conforme In accordance	Conforme In accordance	Conforme In accordance	Conforme In accordance
Conforme In accordance	Conforme In accordance	Conforme In accordance	Conforme In accordance	Conforme In accordance	Conforme In accordance	Conforme In accordance	Conforme In accordance	Conforme In accordance
Conforme In accordance	Conforme In accordance	Conforme In accordance	Conforme In accordance	Conforme In accordance	Conforme In accordance	Conforme In accordance	Conforme In accordance	Conforme In accordance
Conforme In accordance	Conforme In accordance	Conforme In accordance	Conforme In accordance	Conforme In accordance	Conforme In accordance	Conforme In accordance	Conforme In accordance	Conforme In accordance
Conforme In accordance	Conforme In accordance	Conforme In accordance	Conforme In accordance	Conforme In accordance	Conforme In accordance	Conforme In accordance	Conforme In accordance	Conforme In accordance
Conforme In accordance	Conforme In accordance	Conforme In accordance	Conforme In accordance	Conforme In accordance	Conforme In accordance	Conforme In accordance	Conforme In accordance	Conforme In accordance
Conforme In accordance	Conforme In accordance	Conforme In accordance	Conforme In accordance	Conforme In accordance	Conforme In accordance	Conforme In accordance	Conforme In accordance	Conforme In accordance
S ≥ 2000 N	S ≥ 2000 N	S ≥ 2000 N	S ≥ 2000 N	S ≥ 2000 N	S ≥ 2000 N	S ≥ 2000 N	S ≥ 2000 N	S ≥ 2000 N
Conforme In accordance	Conforme In accordance	Conforme In accordance	Conforme In accordance	Conforme In accordance	Conforme In accordance	Conforme In accordance	Conforme In accordance	Conforme In accordance
≤ 140mm <sup>3</sup>	Conforme In accordance	≤ 140mm <sup>3</sup>	≤ 140mm <sup>3</sup>	≤ 140mm <sup>3</sup>	≤ 140mm <sup>3</sup>	≤ 140mm <sup>3</sup>	≤ 140mm <sup>3</sup>	≤ 140mm <sup>3</sup>
-	-	-	-	-	-	-	-	-
≤ 7 MK <sup>-1</sup>	≤ 7 MK <sup>-1</sup>	≤ 7 MK <sup>-1</sup>	≤ 7 MK <sup>-1</sup>	≤ 7 MK <sup>-1</sup>	≤ 7 MK <sup>-1</sup>	≤ 7 MK <sup>-1</sup>	≤ 7 MK <sup>-1</sup>	≤ 7 MK <sup>-1</sup>
Resistente Resistant	Resistente Resistant	Resistente Resistant	Resistente Resistant	Resistente Resistant	Resistente Resistant	Resistente Resistant	Resistente Resistant	Resistente Resistant
Resistente Resistant	Resistente Resistant	Resistente Resistant	Resistente Resistant	Resistente Resistant	Resistente Resistant	Resistente Resistant	Resistente Resistant	Resistente Resistant
Conforme In accordance	-	-	Conforme In accordance	Conforme In accordance	-	Conforme In accordance	Conforme In accordance	Conforme In accordance
R9	-	-	R9	R10	-	R9	R11	R10
-	-	-	-	B(A+B)	-	-	C(A+B+C)	B(A+B)
Conforme In accordance	Conforme In accordance	Conforme In accordance	Conforme In accordance	Conforme In accordance	Conforme In accordance	Conforme In accordance	Conforme In accordance	Conforme In accordance
LB Min.	LB Min.	LB Min.	LB Min.	LB Min.	LB Min.	LB Min.	LB Min.	LB Min.
5	5	5	5	5	5	5	5	5

\* Valore medio dei test condotti negli ultimi 24 mesi. Average rating of tests conducted during the last 24 months. Durchschnittswert der in den letzten 24 Monaten durchgeführten Tests. Valeur moyenne des essais menés au cours des 24 derniers mois. Valor medio de las pruebas llevadas a cabo en los últimos 24 meses. Среднее значение испытаний, проведенных в течение последних 24 месяцев.

\*\* Per piastrelle rettangolari, che abbiano il lato maggiore L ≥ 60 cm, e rapporto tra i lati ≥ 3, la misurazione della ortogonalità deve venire condotta solo sul lato corto. For oblong tiles with L ≥ 60 cm and ratio length/width L/W ≥ 3, measurement of rectangularity only on short edges

\* Valore medio dei test condotti negli ultimi 24 mesi. Average rating of tests conducted during the last 24 months. Durchschnittswert der in den letzten 24 Monaten durchgeführten Tests. Valeur moyenne des essais menés au cours des 24 derniers mois. Valor medio de las pruebas llevadas a cabo en los últimos 24 meses. Среднее значение испытаний, проведенных в течение последних 24 месяцев.

**Gres Porcellanato - Standard ISO 13006 (EN 14411) Annex G Group Bla, Ev ≤ 0,5%**

Porcelain. / Grès cerame. / Feinsteinzeug. / Gres porcelánico. / Керамогранит.

CARATTERISTICHE TECNICHE TECHNICAL SPECIFICATIONS CARACTERISTIQUES TECHNIQUES TECHNISCHE EIGENSCHAFTEN CARACTERÍSTICAS TÉCNICAS ТЕХНИЧЕСКИЕ ХАРАКТЕРИСТИКИ		NORME STANDARDS NORMES NORMEN NORMAS НОРМЫ	VALORE PRESCRITTO VALUES REQUIRED VALEUR PRESCRITE NORMVORGABE VALOR PRESCRITO ЗАДАННОЕ ЗНАЧЕНИЕ EN 14411 - ISO 13006 Bla (UGL e GL)
			NON RETTIFICATO - NOT RECTIFIED     RETTIFICATO - RECTIFIED
DIMENSIONI SIZES DIMENSIONS GRÖSSEN DIMENSIONES РАЗМЕРЫ		<b>Lunghezza e larghezza</b> Length and width / Dimensions des côtés / Seitenlänge / Largo y ancho / Длина и ширина	± 0,6%, max 2 mm     ± 0,3%, max 1 mm
		<b>Spessore</b> Thickness / Épaisseur / Stärke / Espesor / Толщина	± 5%, max 0,5 mm     ± 5%, max 0,5 mm
		<b>Ortogonalità **</b> Wedging / Orthogonalité / Rechtwinkligkeit / Ortogonalidad / Ортогональность	± 0,5%, max 2 mm     ± 0,3%, max 1,5 mm
		<b>Planarità</b> Flatness / Planéité / Oberflächenqualität / Planicidad / Плоскость	± 0,5%, max 1,5 mm     ± 0,3%, max 0,8 mm
STRUTTURA STRUCTURE STRUCTURE STRUKTUR ESTRUCTURA СТРУКТУРА		<b>Assorbimento d'acqua - valore medio %</b> Water absorption - average value % / Absorption d'eau - valeur moyenne % / Wasseraufnahme - Durchschnittswert % / Absorción de agua - valor medio % / Водопоглощение Среднее значение %	ISO 10545-3 ASTM C373 ≤ 0,5%
		<b>Sforzo di rottura</b> Breaking strength / Force de rupture / Bruchlast / Esfuerzo di ruptura / Усилие на излом	ISO 10545-4 S ≥ 1300 N
		<b>Resistenza alla flessione</b> Bending strength / Résistance à la flexion / Biegefestigkeit / Resistencia a la flexión Прочность при изгибе	R ≥ 35 N/mm <sup>2</sup>
		<b>Abrasion profonda</b> Deep abrasion / Abrasion profonde / Tiefenabrieb / Abrasión profunda / Глубокое истирание	ISO 10545-6 ≤ 175mm <sup>3</sup>
SBALZI TERMICI THERMAL SHOCK ECARTS DE TEMPÉRATURE TEMPERATURWECHSEL CHOQUES TÉRMICOS ТЕМПЕРАТУРНЫЕ ПЕРЕПАДЫ		<b>Coefficiente di dilatazione termica lineare</b> Coefficient of thermal linear expansion / Coefficient de dilatation thermique linear / Wärmeausdehnungskoeffizient / Coeficiente de dilatación termica linear / Коэффициент теплового линейного расширения	ISO 10545-8 Valore dichiarato Declared Value / Valeur déclarée / Angegebener Wert / Valor declarado / Объявленная ценность
		<b>Resistenza agli sbalzi termici</b> Thermal shock resistance / Resistance aux variations thermiques / Temperaturwechselbeständigkeit / Resistencia a las diferencias de temperatura / Сопротивление температурным перепадам	ISO 10545-9 Resistente Resistant
		<b>Resistenza al gelo</b> Resistance to frost / Résistance au gel / Frostbeständigkeit / Resistencia al hielo / Морозоустойчивость	ISO 10545-12 Resistente Resistant
SICUREZZA SAFETY SÉCURITÉ SICHERHEIT SEGURIDAD БЕЗОПАСНОСТЬ		<b>Coefficiente di attrito dinamico</b> Dynamic friction coefficient / Coefficient de frottement dynamique / Dynamischer Reibungskoeffizient / Coeficiente de fricción dinámica / Динамический коэффициент трения	DCOF BOT 3000 Slip resistant ≥ 0,42
		<b>Coefficiente di attrito dinamico</b> Dynamic friction coefficient / Coefficient de frottement dynamique / Dynamischer Reibungskoeffizient / Coeficiente de fricción dinámica / Динамический коэффициент трения	DIN 51130 In funzione dell'ambiente o della zona di lavoro. According to the space or the working area / Selon le lieu concerné ou la zone de travail / Je nach Raum oder Arbeitszone / Según el ambiente o de la zona de trabajo / В зависимости от среды или рабочей зоны
		<b>Classificazione antiscivolo</b> Non-slip classification / Classification antiderapant / Bewertungsgruppe trittsicherheit / Clasificación antideslizante / Классификация противоскольжения	DIN 51097 In funzione delle zone bagnate soggette a calpestio a piedi nudi. According to the wet area to be stepped on barefoot / Selon le type de surface mouillée parcourue pieds nus. / Je nach Nassbereich die barfuss zu betreten sind / Según de la zona mojada que se pisa con los pies desnudos / С учётом увлажняемых зон, предназначенных для ходьбы босиком
RESISTENZA CHIMICA CHEMICAL RESISTANCE RÉSISTANCE AUX ATTAQUES CHIMIQUES CHEMIKALIENFESTIGKEIT RESISTENCIA A LOS PRODUCTOS QUÍMICOS ХИМИЧЕСКАЯ СТОЙКОСТЬ		<b>Resistenza ai prodotti chimici di uso domestico e agli additivi per piscina</b> Resistance to household chemicals and swimming pool salts / Résistance aux produits chimiques à usage domestique et aux adjuvants pour piscines / Beständigkeit gegen Haushaltchemikalien und Badewasserzusätze / Resistencia a los productos químicos de uso domestico o productos para la piscina / Сопротивляемость химическим средствам домашнего применения и добавкам для бассейна.	ISO 10545-13 MINIMUM B
		<b>Resistenza a basse concentrazioni di acidi ed alcali</b> Resistance to low concentrations of acids and alkalis / Résistance aux acides et aux alcalis à basse concentration / Beständigkeit gegen niedrigkonzentrierte Säuren und Laugen / Resistencia a concentración baja de ácidos y álcali / Сопротивляемость кислотам и щелочам низкой концентрации	UGL: Metodo di prova disponibile / Test method available / Méthode d'essai disponible / Verfügbare Prüfmethode / Método de prueba disponible / Доступный метод испытания GL: Minimum 3
		<b>Resistenza alle macchie</b> Stain resistance / Résistance aux taches / Baständigkeit gegen Fleckenbildung / Resistencia a las manchas / Стойкость к загрязнению	ISO 10545-14

STILL	SUMMER				YLICO		
FAP - VALORE MEDIO* AVERAGE RATING VALEUR MOYENNE DURCHSCHNITTSWERT VALOR MEDIO СРЕДНЕЕ ЗНАЧЕНИЕ Bla GL	FAP - VALORE MEDIO* AVERAGE RATING VALEUR MOYENNE DURCHSCHNITTSWERT VALOR MEDIO СРЕДНЕЕ ЗНАЧЕНИЕ Bla UGL				FAP - VALORE MEDIO* AVERAGE RATING VALEUR MOYENNE DURCHSCHNITTSWERT VALOR MEDIO СРЕДНЕЕ ЗНАЧЕНИЕ Bla UGL		
MATT	MATT R9	MATT R10	SATIN	OUT	MATT R9	MATT R10	SATIN
Conforme In accordance	Conforme In accordance	Conforme In accordance	Conforme In accordance	Conforme In accordance	Conforme In accordance	Conforme In accordance	Conforme In accordance
Conforme In accordance	Conforme In accordance	Conforme In accordance	Conforme In accordance	Conforme In accordance	Conforme In accordance	Conforme In accordance	Conforme In accordance
Conforme In accordance	Conforme In accordance	Conforme In accordance	Conforme In accordance	Conforme In accordance	Conforme In accordance	Conforme In accordance	Conforme In accordance
Conforme In accordance	Conforme In accordance	Conforme In accordance	Conforme In accordance	Conforme In accordance	Conforme In accordance	Conforme In accordance	Conforme In accordance
Conforme In accordance	Conforme In accordance	Conforme In accordance	Conforme In accordance	Conforme In accordance	Conforme In accordance	Conforme In accordance	Conforme In accordance
Conforme In accordance	Conforme In accordance	Conforme In accordance	Conforme In accordance	Conforme In accordance	Conforme In accordance	Conforme In accordance	Conforme In accordance
Conforme In accordance	Conforme In accordance	Conforme In accordance	Conforme In accordance	Conforme In accordance	Conforme In accordance	Conforme In accordance	Conforme In accordance
S ≥ 2000 N	S ≥ 2000 N	S ≥ 2000 N	S ≥ 2000 N	S ≥ 2000 N	S ≥ 2000 N	S ≥ 2000 N	S ≥ 2000 N
Conforme In accordance	Conforme In accordance	Conforme In accordance	Conforme In accordance	Conforme In accordance	Conforme In accordance	Conforme In accordance	Conforme In accordance
-	≤ 140mm <sup>3</sup>	≤ 140mm <sup>3</sup>	≤ 140mm <sup>3</sup>	≤ 140mm <sup>3</sup>	Conforme In accordance	≤ 140mm <sup>3</sup>	≤ 140mm <sup>3</sup>
Gesso: 5 - Cemento: 4 - Beige: 3 - Aloe, Denim, Lavagna, Terra: 2	-	-	-	-	-	-	-
≤ 7 MK <sup>-1</sup>	≤ 7 MK <sup>-1</sup>	≤ 7 MK <sup>-1</sup>	≤ 7 MK <sup>-1</sup>	≤ 7 MK <sup>-1</sup>	≤ 7 MK <sup>-1</sup>	≤ 7 MK <sup>-1</sup>	≤ 7 MK <sup>-1</sup>
Resistente Resistant	Resistente Resistant	Resistente Resistant	Resistente Resistant	Resistente Resistant	Resistente Resistant	Resistente Resistant	Resistente Resistant
Resistente Resistant	Resistente Resistant	Resistente Resistant	Resistente Resistant	Resistente Resistant	Resistente Resistant	Resistente Resistant	Resistente Resistant
-	-	Conforme In accordance	-	Conforme In accordance	-	Conforme In accordance	-
-	R9	R10	-	R11	R9	R10	-
-	-	B(A+B)	-	C(A+B+C)	-	B(A+B)	-
Conforme In accordance	Conforme In accordance	Conforme In accordance	Conforme In accordance	Conforme In accordance	Conforme In accordance	Conforme In accordance	Conforme In accordance
LB Min.	LB Min.	LB Min.	LB Min.	LB Min.	LB Min.	LB Min.	LB Min.
5	5	5	5	5	5	5	5



Classificazione UPEC / UPEC Classification / Classification UPEC

COLLEZIONI / COLLECTION
FAPNEST
GLIM
MAKU Gres Porcellanato
MILANO MOOD Gres Porcellanato
MILANO & FLOOR
NATIVA
NOBU
NUANCES
ROMA Gres Porcellanato
ROMA STONE Gres Porcellanato
SHEER Gres Porcellanato
SUMMER
YLICO

Seul le site internet du CSTB fait foi, pour vérifier les classements UPEC indiqués, merci de consulter le site cstb.fr

\* Valore medio dei test condotti negli ultimi 24 mesi. Average rating of tests conducted during the last 24 months. Durchschnittswert der in den letzten 24 Monaten durchgeführten Tests. Valeur moyenne des essais menés au cours des 24 derniers mois. Valor medio de las pruebas llevadas a cabo en los últimos 24 meses. Среднее значение испытаний, проведенных в течение последних 24 месяцев.  
\*\* Per piastrelle rettangolari, che abbiano il lato maggiore L ≥ 60 cm, e rapporto tra i lati ≥ 3, la misurazione della ortogonalità deve venire condotta solo sul lato corto. For oblong tiles with L ≥ 60 cm and ratio length/width L/W ≥ 3, measurement of rectangularity only on short edges

\* Valore medio dei test condotti negli ultimi 24 mesi. Average rating of tests conducted during the last 24 months. Durchschnittswert der in den letzten 24 Monaten durchgeführten Tests. Valeur moyenne des essais menés au cours des 24 derniers mois. Valor medio de las pruebas llevadas a cabo en los últimos 24 meses. Среднее значение испытаний, проведенных в течение последних 24 месяцев.

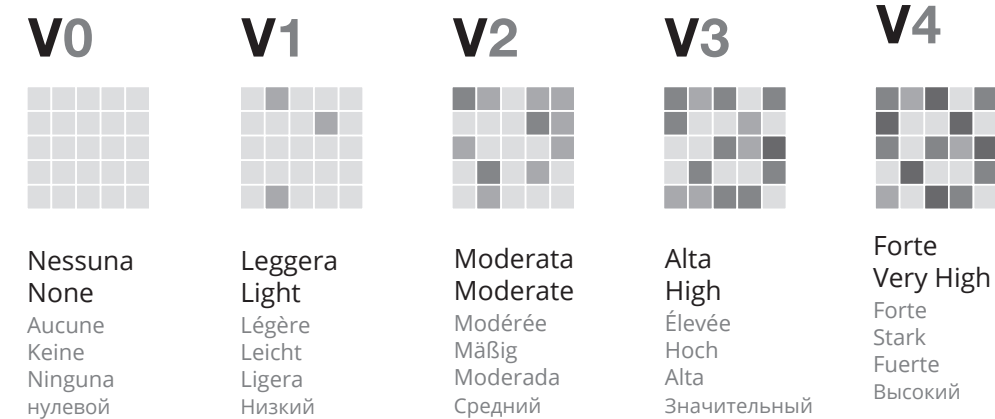
Wall Tiles - Standard ISO 13006 (EN 14411) Annex L Group BIII, E<sub>v</sub> > 10%

Pasta Bianca. / White body. / Weißscherbiger. / Pâte blanche. / Pasta blanca. / Белой глины.

CARATTERISTICHE TECNICHE TECHNICAL SPECIFICATIONS CARACTERISTIQUES TECHNIQUES TECHNISCHE EIGENSCHAFTEN CARACTERÍSTICAS TÉCNICAS ТЕХНИЧЕСКИЕ ХАРАКТЕРИСТИКИ		NORME STANDARDS NORMES NORMEN NORMAS НОРМЫ	VALORE PRESCRITTO VALUES REQUIRED VALEUR PRESCRIPTE NORMVORGABE VALOR PRESCRITO ЗАДАННОЕ ЗНАЧЕНИЕ EN 14411 - ISO 13006 BIII (GL)	TUTTE LE COLLEZIONI ALL COLLECTIONS	
		NON RETTIFICATO - NOT RECTIFIED	RETTIFICATO - RECTIFIED	TUTTI I FORMATI - ALL SIZES	
DIMENSIONI SIZES DIMENSIONS GROSSEN DIMENSIONES РАЗМЕРЫ		<b>Lunghezza e larghezza</b> Length and width / Dimensions des côtés / Seitenlänge / Largo y ancho / Длина и ширина	± 0,6%, max 2 mm	± 0,3%, max 1 mm <b>Conforme</b> In accordance	
		<b>Spessore</b> Thickness / Epaisseur / Stärke / Espesor / Толщина	± 10%, max 0,5 mm	± 10%, max 0,5 mm <b>Conforme</b> In accordance	
		<b>Ortogonalità**</b> Wedging / Orthogonalité / Rechtwinkligkeit / Ortogonalidad / Ортогональность	± 0,5%, max 2 mm	± 0,3%, max 1,5 mm <b>Conforme</b> In accordance	
		<b>Rettilineità degli spigoli</b> Straightness of the edges / Equerrage des angles / Kantengeradheit / Rectilinearidad de las aristas / Прямолинейность углов	± 0,5%, max 1,5 mm	± 0,3%, max 0,8 mm <b>Conforme</b> In accordance	
		<b>Planarità</b> Flatness / Planéité / Oberflächenqualität / Planicidad / Плоскостность	± 0,5%, max 2 mm	± 0,4%, max 1,8 mm <b>Conforme</b> In accordance	
<b>Aspetto della superficie % senza difetti nel lotto di prova</b> Quality of the surface Faultless % within the sample lot / Qualité de la surface % sans défauts dans le lot d'essai / Oberflächenqualität % an fehlerfreien Fliesen im Prüfbett / Aspecto de la superficie % sin defectos en el lote de prueba / Вид поверхности % без брака в пробной партии		≥ 95%	<b>Conforme</b> In accordance		
STRUTTURA STRUCTURE STRUCTURE STRUKTUR ESTRUCTURA СТРУКТУРА		<b>Assorbimento d'acqua - valore medio %</b> Water absorption - average value % / Absorption d'eau - valeur moyenne % / Wasseraufnahme - Durchschnittswert % / Absorción de agua - valor medio % / Водопоглощение Среднее значение %	ISO 10545-3 > 10%	<b>Conforme</b> In accordance	
			<b>Sforzo di rottura</b> Breaking strength / Force de rupture / Bruchlast / Esfuerzo di ruptura / Усилие на излом	ISO 10545-4 S ≥ 600 N	<b>Conforme</b> In accordance
			<b>Resistenza alla flessione</b> Bending strength / Résistance à la flexion / Biegefestigkeit / Resistencia a la flexión / Прочность при изгибе	R ≥ 12 N / mm <sup>2</sup>	<b>Conforme</b> In accordance
SBALZI TERMICI THERMAL SHOCK ÉCARTS DE TEMPERATURE TEMPERATURWECHSEL CHOQUES TÉRMICOS ТЕМПЕРАТУРНЫЕ ПЕРЕПАДЫ		<b>Resistenza agli sbalzi termici</b> Thermal shock resistance / Résistance aux variations thermiques / Temperaturwechselbeständigkeit / Resistencia a las diferencias de temperatura / Сопротивление температурным перепадам	ISO 10545-9 <b>Conforme</b> In accordance	<b>Conforme</b> In accordance	
SUPERFICIE SURFACE SURFACE OBERFLÄCHE SUPERFICIE ПОВЕРХНОСТЬ		<b>Resistenza al cavillo</b> Crazing resistance / Résistance aux craquelures / Haarriß-Beständigkeit / Resistencia al cuarteado / Сопротивляемость образованию кракелюров	ISO 10545-11 <b>Conforme</b> In accordance	<b>Conforme</b> In accordance	
			<b>Resistenza ai prodotti chimici di uso domestico e agli additivi per piscina</b> Resistance to household chemicals and swimming pool salts / Résistance aux produits chimiques à usage domestique et aux adjuvants pour piscines / Beständigkeit gegen Haushaltschemikalien und Badewasserzusätze / Resistencia a los productos químicos de uso domestico o productos para la piscina / Сопротивляемость химическим средствам домашнего применения и добавкам для бассейна.	ISO 10545-13 B Min.	<b>Conforme</b> In accordance
			<b>Resistenza a basse concentrazioni di acidi ed alcali</b> Resistance to low concentrations of acids and alkalis / Résistance aux acides et aux alcalis à basse concentration / Beständigkeit gegen niedrigkonzentrierte Säuren und Laugen / Resistencia a concentración baja de ácidos y álcali / Сопротивляемость кислотам и щелочам низкой концентрации	LB Min.	
			<b>Resistenza alle macchie</b> Stain resistance / Résistance aux taches / Beständigkeit gegen Fleckenbildung / Resistencia a las manchas / Стойкость к загрязнению	ISO 10545-14 MINIMUM CLASS 3	5

La classificazione V-Shade indica il livello di stonizzazione del prodotto, classificato da V0 a V4.

The V-Shade classification indicates the level of shading of the product, ranked from V0 to V4.



Le classement V-shade indique le niveau de mouvement chromatique au sein d'un produit. Il va de V0 à V4.

Die V-Shade-Einstufung gibt die Farbunterschiede zwischen Fliesen einer Kollektion an, die Kategorien sind V0 bis V4.

La clasificación V-Shade indica el nivel de destonización del producto, clasificado de V0 a V4.

Согласно классификации V-Shade, указывающей на уровень цветовой неоднородности изделия, нашей плитке были присвоены значения от V0 до V4.



Classificazione UPEC / UPEC Classification / Classification UPEC

COLLEZIONI / COLLECTION
COLOR>LINE
LUMINA
LUMINA STONE
MAKU Wall Tiles
ROMA Wall Tiles
SUMMER Wall Tiles
Seul le site du CSTB fait foi, pour vérifier les classements indiqués, merci de consulter le site <a href="https://evaluation.cstb.fr/">https://evaluation.cstb.fr/</a>

\* Valore medio dei test condotti negli ultimi 24 mesi. Average rating of tests conducted during the last 24 months. Durchschnittswert der in den letzten 24 Monaten durchgeführten Tests. Valeur moyenne des essais menés au cours des 24 derniers mois. Valor medio de las pruebas llevadas a cabo en los últimos 24 meses. Среднее значение испытаний, проведенных в течение последних 24 месяцев.

\*\* Per piastrelle rettangolari, che abbiano il lato maggiore L ≥ 60 cm, e rapporto tra i lati ≥ 3, la misurazione della ortogonalità deve venire condotta solo sul lato corto. For oblong tiles with L ≥ 60 cm and ratio length/width L/W ≥ 3, measurement of rectangularity only on short edges



## LEED® V4, INFORMAZIONI UTILI

Lo standard LEED è un sistema di certificazione che indica i requisiti per costruire edifici ambientalmente sostenibili. La certificazione LEED, elaborata da U.S. Green Building Council e riconosciuta a livello internazionale, afferma che un edificio è rispettoso dell'ambiente e che costituisce un luogo salubre in cui vivere e lavorare. Il sistema si basa sull'attribuzione di crediti legati ai requisiti di sostenibilità. Gli standard del sistema sono applicabili all'intero ciclo di vita degli edifici: dalla loro progettazione, alle attività di manutenzione, ai restauri. Per ulteriori approfondimenti consultare il Certificato DNV disponibile in azienda o sul sito [www.fapceramiche.com](http://www.fapceramiche.com)

FINALITA'	REQUISITI	CARATTERISTICHE FAP	CREDITI OTTENIBILI
<b>SITI SOSTENIBILI - (SS)</b>			
Ridurre al minimo gli effetti sul micro-clima e sull'habitat umano, riducendo le isole di calore.	<b>RIDUZIONE DELL'EFFETTO ISOLA DI CALORE</b>	L'utilizzo di piastrelle Fap di colore chiaro negli spazi esterni può contribuire a ridurre l'effetto "isola di calore". Per maggiori informazioni contattare Fap Ceramiche.	Non tetto (2) Tetto (2)
<b>MATERIALI E RISORSE - (MR) - Trasparenza e Ottimizzazione dei materiali per l'Edificio</b>			
Incoraggiare l'uso di prodotti e materiali per i quali sono disponibili informazioni sul ciclo di vita e che hanno minore impatto del ciclo di vita dal punto di vista ecologico, economico e sociale.	<b>DISPONIBILITÀ DI EPD CERTIFICATA</b> L'ENVIRONMENTAL PRODUCT DECLARATION (EPD) rappresenta una sorta di carta di identità dei prodotti, ne descrive l'impatto sull'ambiente dalla fase di estrazione delle materie prime alla commercializzazione e per l'intero ciclo di vita fino allo smaltimento.	Fap dispone di una EPD certificata da un organismo di parte terza indipendente.	(1)
	<b>FONTI DI MATERIE PRIME E SEGNALAZIONE DI ESTRAZIONE</b> Utilizzare prodotti provenienti da almeno tre diversi produttori, che rispettano almeno uno dei criteri riportati, per almeno il 20% in costo, del valore totale dei prodotti da costruzione installati in modo permanente nel progetto. (1 punto) Utilizzare prodotti provenienti da almeno cinque diversi produttori, che rispettano almeno uno dei criteri riportati, per almeno il 40% in costo, del valore totale dei prodotti da costruzione installati in modo permanente nel progetto. (2 punti) Contenuto di materiale riciclato. Prodotti che rispettano il requisito del contenuto di materiale riciclato sono valutati al 100% del loro costo per il calcolo del raggiungimento del credito.	Questo credito si applica ai prodotti Fap elencati nell'appendice 1 del certificato DNV, disponibile in azienda o sul sito <a href="http://www.fapceramiche.com">www.fapceramiche.com</a>	(1-2)
	<b>REPORT DEGLI INGREDIENTI DEI MATERIALI</b> Utilizzare prodotti installati in modo permanente che utilizzano uno dei seguenti programmi per l'inventario chimico del prodotto, per sostanze con concentrazione maggiore o uguale a 0,1 % (1000 ppm). • Declare: l'etichetta Declare dovrà rispondere ai seguenti requisiti: - Rispondere al requisito "Red List Free" oppure "Declared". - Essere conforme ad LBC (Living Building Challenge) e dimostrare un inventario fino allo 0,1% (1000 ppm)	Questo credito si applica a tutti i prodotti ceramici realizzati da Fap.	(1)
	<b>INGREDIENTI DEI MATERIALI - OTTIMIZZAZIONE</b> Inventario e verifica avanzati (valutato al 100% del costo, oppure 1 prodotto). • Etichetta "Declare" valutata come "Red list Free", verificata da ente indipendente di terza parte, • Percorso Internazionale Alternativo - REACH Optimization. (valutato al 100% del costo, oppure 1 prodotto).	Questo credito si applica a tutti i prodotti ceramici realizzati da Fap.	(1)
<b>QUALITÀ AMBIENTALE INTERNA - (IEQ)</b>			
Ridurre la concentrazione di contaminanti chimici che possano compromettere la qualità dell'aria, la salubrità, la produttività e l'ambiente.	<b>CRITERI DI BASSA EMISSIONE: CRITERI DI FONTI INTRINSECAMENTE NON EMITTENTI</b>	Questo credito si applica a tutti i prodotti ceramici realizzati da Fap.	(1-2-3)

## LEED® V4, USEFUL INFORMATION

The LEED standard is a certification system that indicates the requirements for the construction of environmentally sustainable buildings. The LEED certification was devised by the U.S. Green Building Council and is recognised at international level. It certifies that a building complies with the environment and that it is a healthy place in which to live and work. The system consists of a methodology of credits that are connected with the sustainability requirements. The standards of the system can be applied to the entire life cycle of buildings: from the planning stage, maintenance activities and subsequent renovation. For further details, please consult the DNV Certificate, which can be obtained from the company or downloaded from the website [www.fapceramiche.com](http://www.fapceramiche.com)

PURPOSE	REQUIREMENTS	FAP CHARACTERISTICS	OBTAINABLE CREDITS
<b>SUSTAINABLE SITES - (SS)</b>			
Minimise the effects on the micro climate and human habitat, reducing heat islands.	<b>REDUCTION OF THE HEAT ISLAND EFFECT</b>	The use of light-coloured Fap tiles in outdoor areas can help to reduce the heat "island effect". For more information, contact Fap Ceramiche.	Non-roof (2) Roof (2)
<b>MATERIALS AND RESOURCES - (MR) - Transparency and Optimisation of materials for the Building</b>			
Encourage the use of products and materials for which information is available on their life cycle, and which have a lower impact on the life cycle from an ecological, financial and social viewpoint.	<b>AVAILABLE OF CERTIFIED EPD</b> THE ENVIRONMENTAL PRODUCT DECLARATION (EPD) is a sort of identity card of the products; it describes their impact on the environment starting from the extraction of raw materials to the marketing phase, and for their entire life cycle, right up to disposal.	Fap has an EPD that is certified by an independent external body.	(1)
	<b>RESPONSIBLE SOURCING OF RAW MATERIALS</b> Use products sourced from at least three different manufacturers that meet at least one of the responsible sourcing and extraction criteria below for at least 20%, by cost, of the total value of permanently installed building products in the project. (1 point). Use products sourced from at least five different manufacturers that meet at least one of the responsible sourcing and extraction criteria below for at least 40%, by cost, of the total value of permanently installed building products in the project (2 points). Recycled content. Products meeting recycled content criteria are valued at 100% of their cost for the purposes of credit achievement calculation.	This credit applies to the products listed in Appendix 1 of the DNV certificate, available in the company or on the website <a href="http://www.fapceramiche.com">www.fapceramiche.com</a>	(1-2)
	<b>MATERIAL INGREDIENTI REPORTING</b> Use permanently installed products that use any of the following programs to demonstrate the chemical inventory of the product to at least 0.1% (1000 ppm). • Declare : the Declare product label must meet the following requirements: o Declare labels designated as Red List Free or Declared. o Declare labels designated as LBC Compliant that demonstrate content inventory to 0.1% (1000 ppm).	This credit is applicable for all ceramic products manufactured by the Company.	(1)
	<b>MATERIAL INGREDIENT - OPTIMIZATION</b> Advanced Inventory & Assessment (value at 100% by cost or 1 product): • Declare labels designated as Red List Free that are third-party verified • International Alternative Compliance Path – REACH Optimization (value at 100% of cost or 1 product).	This credit is applicable for all ceramic products manufactured by the Company.	(1)
<b>QUALITY OF THE INTERNAL ENVIRONMENT - (IEQ)</b>			
Reduce the concentration of chemical contaminants that might jeopardise the quality of the air, health, productivity and the environment.	<b>LOW - EMITTING CRITERIA: INHERENTLY NONEMITTING SOURCES</b>	This credit is applicable for all ceramic products manufactured by the Company.	(1-2-3)

# Condizioni generali di vendita

Rev.1a del 1 Gennaio 2018

**A.- MODALITA’ DI CONCLUSIONE DEL CONTRATTO**

A.1.- Le presenti Condizioni Generali di Vendita disciplinano ogni contratto di Vendita tra il Venditore e l’Acquirente ed ogni loro modifica o deroga deve essere concordata per iscritto.

A.2.- Eventuali offerte, accrediti e/o abbuoni accordati da agenti o da altri intermediari, non sono ritenuti validi se non confermati per iscritto dal Venditore.

A.3.- L’Acquirente invia al Venditore, direttamente o per il tramite di agenti, Ordini scritti che devono contenere l’indicazione dei codici dei Prodotti richiesti, delle quantità, del loro prezzo e della destinazione. L’Ordine inviato dall’Acquirente è irrevocabile.

A.4.- La Vendita dovrà ritenersi conclusa nel momento in cui: (i) l’Acquirente riceva da parte del Venditore una Conferma scritta via e-mail, fax o altri mezzi telematici, conforme ai termini e alle condizioni dell’Ordine; o (ii) in caso di Conferma inviata dal Venditore contenente condizioni difformi dall’Ordine ricevuto dall’Acquirente quando questi l'accetti per iscritto o comunque non la contesti entro 7 (sette) giorni dalla ricezione; o (iii) in assenza di conferma scritta da parte del Venditore, nel momento in cui i Prodotti saranno consegnati e caricati dall’Acquirente

**B.- PREZZI**

B.1.- Salvo diversa pattuizione scritta, i prezzi di vendita concordati di volta in volta si intendono al netto per contanti e per consegna franco stabilimento del Venditore indicato nella Conferma d’Ordine.

**C.- CARATTERISTICHE DEI PRODOTTI**

C.1.- L’Acquirente dichiara di aver preso visione ed attenersi al contenuto della seguente documentazione pubblicata nel sito internet aziendale: 1) Manuale di Posa, Uso, Pulizia e Manutenzione e 2) Schede tecniche.

C.2. Data la intrinseca variabilità del prodotto ceramico, le caratteristiche dei campioni e/o modelli inviati in precedenza dal Venditore all’Acquirente sono da considerarsi indicativi e non vincolanti.

C.3. Salvo specifiche richieste da concordare prima della Conferma d’Ordine, il Venditore non garantisce che l'ordine del singolo articolo venga evaso tutto con un medesimo lotto di produzione.

**D.- TERMINI DI CONSEGNA**

D.1.- I termini di consegna sono da intendersi indicativi e la proroga di essi non può far maturare all’Acquirente alcun diritto a richiedere indennizzi, ogni eccezione rimossa.

D.2.- Se, trascorsi 10 (dieci) giorni dalla data di avviso di merce pronta, l’Acquirente non ritira il materiale, il Venditore si riserva di stabilire discrezionalmente un nuovo termine di consegna.

**E.- RESA E SPEDIZIONE**

E.1.- L’eventuale variazione della destinazione dei Prodotti, diversa da quella concordata in Conferma d’Ordine, deve essere comunicata dall’Acquirente per iscritto entro e non oltre il secondo giorno antecedente a quello previsto per il ritiro presso la sede del Venditore. Il Venditore si riserva la facoltà di non accettare la variazione della destinazione dei Prodotti. Nel caso si verifichi che la destinazione effettiva del Prodotto sia stata diversa da quella dichiarata dall’Acquirente, il Venditore si riserva la facoltà di sospendere l’esecuzione delle forniture in corso e/o risolvere i contratti in corso senza che l’Acquirente possa rivendicare risarcimenti diretti e/o indiretti di alcun tipo.

E.2.- Salvo patto contrario, la fornitura della merce si intende Franco Fabbrica (EXW ai sensi degli Incoterms 2010) e ciò anche quando sia convenuto che la spedizione o parte di essa venga curata dal Venditore su mandato dell’Acquirente. In ogni caso i rischi passano all’Acquirente al più tardi con la consegna al primo trasportatore.

E.3.- Ferma restando l’estraneità del Venditore rispetto al contratto di trasporto, il Venditore non potrà essere indicato come “shipper” nella polizza di carico. La comunicazione del peso lordo del container allo spedizioniere, non costituisce alcuna assunzione di responsabilità da parte del Venditore ai fini della Convenzione SOLAS (Safety Of Life At Sea). In nessun caso tale comunicazione potrà essere intesa come VGM (Verified Gross Mass).

E.4.- L’Acquirente s’impegna affinché il mezzo inviato presso i magazzini del Venditore sia idoneo al carico in relazione alla natura dei Prodotti. Nel caso il mezzo che si presenta comporti significative difficoltà per le operazioni di carico, il Venditore si riserva di addebitare una penale pari al 4% del valore dei prodotti a copertura dei maggiori costi logistici. Se il mezzo convenuto non è assolutamente idoneo, il Venditore si riserva la facoltà di negare le operazioni di carico senza che nulla possa essere richiesto dall’Acquirente a titolo di risarcimento per ogni onere diretto e/o indiretto che ne possa derivarne.

E.5.- È compito dell’Acquirente incaricare il vettore di controllare i prodotti prima del carico; eventuali osservazioni in relazione all’integrità degli imballi e della rispondenza delle quantità caricate a quelle indicate sul documento di trasporto, devono essere sollevate dal vettore al momento del carico. Tali osservazioni devono essere riportate su tutte le copie dei documenti di trasporto, altrimenti i prodotti caricati s’intendono integri e completi. Ne deriva che il Venditore non si assume alcuna responsabilità in relazione a mancanze o danni dei prodotti non segnalati dal vettore.

E.6.- È altresì responsabilità dell’Acquirente incaricare il vettore di verificare le modalità e la stabilità del carico sul mezzo affinché durante il trasporto non si verifichino rotture e affinché siano rispettate tutte le disposizioni di sicurezza riguardanti la circolazione stradale.

**F.- PAGAMENTI**

F.1.- Qualsiasi obbligazione di pagamento deve essere adempiuta presso la sede legale del Venditore. Eventuali pagamenti ad agenti, rappresentanti o ausiliari di commercio non si intendono effettuati finché le relative somme non pervengono al Venditore.

F.2.- E' fatto divieto all’Acquirente di eseguire il proprio adempimento mediante pagamenti provenienti da paesi diversi dal proprio paese di residenza se trattasi di paesi che non garantiscono un adeguato scambio di informazioni con l’Italia. In caso di violazione di tale divieto, il Venditore ha facoltà di risolvere il contratto per giusta causa senza che l’Acquirente possa vantare il diritto di ottenere alcun risarcimento per l’eventuale danno subito.

F.3.- Eventuali spese di bollo ed incasso effetti e tratte sono a carico dell’Acquirente. In caso di inadempimento, anche solo parziale, dal giorno fissato per il pagamento decorreranno a favore del Venditore gli interessi moratori nella misura prevista dal d.lgs. 09/10/2002 n. 231.

F.4.- Salvo diversi accordi scritti, l’Acquirente si impegna a non compensare alcun credito, comunque insorto, nei confronti del Venditore.

**G.- RECLAMI**

G.1.- Al ricevimento dei Prodotti, l’Acquirente dovrà sottoporli ad accurato controllo attraverso un esame visivo effettuato conformemente alle indicazioni riportate al punto 7 delle norme UNI EN ISO 10545-2

G.2.- L’installazione e la posa dei Prodotti deve essere effettuata attenendosi scrupolosamente alle raccomandazioni inerenti le attività da svolgere prima e durante la posa in opera indicate nel documento 1) Manuale di Posa, Uso, Pulizia e Manutenzione pubblicato nel sito internet del Venditore e sulla confezione del prodotto e/o all’interno della stessa. Non sono considerati vizi del Prodotto quelli generati da un’errata installazione e dalla mancata/errata manutenzione (difformi dalle indicazioni fornite nel 1) Manuale di Posa, Uso, Pulizia e Manutenzione), da una non idonea destinazione d’uso e/o dalla normale usura nel tempo.

G.3.- Fatti salvi i limiti di accettabilità previsti dalla norma internazionale EN 14411 (ISO 13006), le Parti riconoscono come Vizi Palesi i difetti dei Prodotti riscontrabili già

al momento del loro ricevimento tali da rendere il materiale inidoneo all’uso o da diminuirne in modo apprezzabile il valore. Rientrano in tale categoria i difetti come definiti nel documento 1) Manuale di Posa, Uso, Pulizia e Manutenzione pubblicato nel sito internet del Venditore. A titolo esemplificativo e non esaustivo si riconoscono come Vizi Palesi i difetti superficiali, i difetti di decorazione, di lappatura/levigatura, di calibro, di planarità, di ortogonalità-rettilineità, di spessore, le crepe, le sbecchature, i fuori tono, i toni mescolati e i Prodotti che presentano problemi da taglio/scaglie.

G.4.- Nel caso l’Acquirente rilevi Vizi Palesi dovrà fare reclamo al Venditore per iscritto, a pena di decadenza, entro 8 (otto) giorni dal ricevimento e tenere a disposizione del Venditore l’intera partita di materiale. Il reclamo dovrà riportare i dati di fatturazione e una precisa descrizione del vizio reclamato corredata, quando possibile, da immagini fotografiche. Qualora il reclamo dovesse risultare infondato, l’Acquirente si rende disponibile a risarcire il Venditore delle spese sostenute per l’eventuale sopralluogo (perizie, viaggi ecc.).

G.5.- I Vizi Occulti dovranno essere notificati al Venditore mediante lettera raccomandata A.R., a pena di decadenza dalla garanzia, entro 8 (otto) giorni dalla data della scoperta del difetto.

G.6.- L’azione dell’Acquirente diretta a fare valere la garanzia per vizi si prescrive comunque nel termine di 12 (dodici) mesi decorrenti dalla consegna dei Prodotti.

**H.- GARANZIA PER VIZI**

H.1. La garanzia del Venditore si intende limitata ai soli Prodotti di prima scelta e non ai Prodotti di seconda o terza scelta o di partite d’occasione con prezzi o sconti particolari quando debitamente segnalati in nota nella Conferma dell’Ordine.

H.2. Il Venditore non garantisce l’idoneità dei Prodotti ad usi particolari, ma soltanto le caratteristiche tecniche pubblicate nel sito internet nel documento 2) Schede tecniche. L’indicazione d’uso, anche quando presentata dal Venditore in cataloghi e manuali, è da ritenersi puramente indicativa. Sulla base delle caratteristiche tecniche riportate nelle 2) Schede Tecniche è sempre compito del progettista valutare l’idoneità del Prodotto alle condizioni specifiche di utilizzo in funzione delle sollecitazioni e delle variabili che si possono verificare nell’ambiente di destinazione alterandone le sue caratteristiche, a titolo d’esempio, all’intensità del traffico, alla qualità del traffico (calpestio in presenza di sabbia, di detriti...), alle eventuali condizioni climatiche avverse e a qualsiasi altra aleatorietà a cui può essere esposto il materiale.

**H.3.- Nel caso risulti accertato che il Prodotto manifesti Vizi Palesi, come definiti al sub lett. G n.3, il Venditore provvederà alla sostituzione del Prodotto diftoso con altro avente caratteristiche pari o superiori o nel caso ciò non sia possibile ad una congrua riduzione del prezzo. In alternativa l’Acquirente avrà diritto, previa restituzione dei Prodotti viziati, al rimborso del prezzo pagato, maggiorato del costo del trasporto, con esclusione del risarcimento di ogni altro danno diretto e/o indiretto.**

**H.4. La garanzia del Venditore deve ritenersi esclusa nel caso in cui il Prodotto affetto da Vizi Palesi (in tutto o in parte) sia stato utilizzato e/o comunque trasformato dovendosi ritenere che in tal modo l’Acquirente (o il suo cliente) abbia espresso la volontà di accettarli nello stato in cui si trovano.**

**H.5 Nel caso risulti accertato che il Prodotto manifesti Vizi Occulti, la garanzia del Venditore è limitata alla sostituzione del materiale con altro avente caratteristiche pari o superiori e ove ciò non sia possibile al rimborso del prezzo pagato maggiorato del costo del trasporto.** In ogni caso la garanzia del Venditore per ogni danno diretto e/o indiretto comunque originato dal prodotto diftoso, deve intendersi limitata ad una somma che non potrà superare il doppio del prezzo di vendita applicato dal Venditore in relazione alla sola parte della fornitura difettosa.

H.6.- Nel caso l’Acquirente rivenda il Prodotto a soggetti tutelati dal codice del consumo (d.l. n.206/2005) sarà responsabile delle condizioni praticate se difformi da quelle qui riportate e dovrà accertarsi che i diritti del consumatore siano esercitati nel rispetto dei rimedi e dei termini fissati da tale codice. Nel caso sussistano i presupposti, il diritto di regresso e/o comunque di rivalsa spettanti all’Acquirente verso il Venditore/produttore non potrà eccedere le esenzioni ed i limiti come fissati dal sub lett. G n.1 al sub lett. H n.5.

**I. CLAUSOLE SOLVE ET REPETE E RISOLUTIVE**

I.1.- Ai sensi dell’art. 1462 del Codice Civile, per nessun motivo, ivi compresi pretesi vizi o difetti del materiale, l’Acquirente potrà sospendere o ritardare il pagamento del materiale ritirato, salva naturalmente la facoltà di ripetere quando possa dimostrare di avere indebitamente pagato.

I.2.- Nel caso di mutamento delle condizioni patrimoniali dell’Acquirente o di mancato pagamento anche parziale di prodotti già forniti, il Venditore può sospendere l’esecuzione delle forniture in corso e/o risolvere i contratti in corso senza che l’Acquirente possa rivendicare risarcimenti diretti e/o indiretti di alcun tipo.

**L.- PATTO DI RISERVATO DOMINIO**

L.1.- Fino a quando l’Acquirente non avrà provveduto all’integrale pagamento del prezzo, i Prodotti oggetto della fornitura rimarranno di proprietà del Venditore.

L.2.- Durante il periodo suddetto, l’Acquirente assumerà gli obblighi e le responsabilità del custode, e non potrà alienare, dare in uso, lasciare sequestrare o pignorare tali Prodotti senza dichiarare la proprietà del Venditore e dare immediato avviso a mezzo raccomandata A.R.

**M.- FORZA MAGGIORE**

M.1.- Ciascuna parte potrà sospendere l’esecuzione dei suoi obblighi contrattuali quando tale esecuzione sia resa impossibile o oggettivamente troppo onerosa da un impedimento imprevedibile indipendente dalla sua volontà, quale ad esempio: sciopero, boicottaggio, serrata, incendio, guerra (dichiarata o non), guerra civile, sommosse e rivoluzioni, requisizioni, embargo, interruzioni di energia, rotture straordinarie di macchinari, ritardi nella consegna di componenti o materie prime.

M.2.- La parte che desidera avvalersi della presente clausola dovrà comunicare immediatamente per iscritto all’altra parte il verificarsi e la cessazione delle circostanze di forza maggiore.

M.3.- Qualora la sospensione dovuta a forza maggiore duri più di 60 (sessanta) giorni, ciascuna parte avrà il diritto di risolvere il presente contratto, previo un preavviso di 10 (dieci) giorni, da comunicarsi alla controparte per iscritto.

**N.- OBBLIGO DI RISERVATEZZA**

N.1.- L’Acquirente è tenuto ad osservare la più assoluta riservatezza su tutte le notizie di carattere tecnico (quali, in via meramente esemplificativa, disegni, prospetti, documentazioni, formule e corrispondenza) e di carattere commerciale (ivi comprese le condizioni contrattuali, i prezzi d’acquisto, le condizioni di pagamento ...) apprese in esecuzione del presente Contratto.

N.2.- L’obbligo di riservatezza viene assunto per tutta la durata del Contratto, nonché per il periodo successivo alla sua esecuzione.

N.3.- In ogni caso di inosservanza dell’obbligo di riservatezza, la parte inadempiente è tenuta e risarcire all’altra tutti i danni che ne dovessero derivare.

**O.- MARCHI E SEGNI DISTINTIVI DEL VENDITORE**

O.1.-L'utilizzo dei marchi, dei modelli ornamentali e delle opere d’ingegno in genere, in qualunque forma o modo di espressione (quali a titolo meramente esemplificativo, ma non esaustivo: immagini, foto, disegni, filmati, figure, strutture, etc.) costituenti proprietà intellettuale del Venditore, attraverso qualsiasi mezzo (quali a titolo meramente esemplificativo, ma non esaustivo: stampa, video, radio, internet, social media, piattaforme di messaggistica istantanea o VoIP, etc.) è severamente vietato. Qualsiasi deroga a tale divieto, anche solamente parziale, dovrà essere autorizzata per iscritto, caso per caso, dalla Direzione generale del Venditore.

**P.- LINGUA DEL CONTRATTO, LEGGE APPLICABILE, GIURISDIZIONE E COMPETENZA**

P.1.- Il Contratto e le presenti condizioni sono redatti in lingua Italiana, la quale prevarrà nel caso di divergenza con la traduzione in altre lingue.

P.2.- La definizione di qualsiasi controversia comunque relativa alle forniture è soggetta alla legge ed alla giurisdizione dello Stato Italiano e la competenza territoriale viene devoluta in via esclusiva al Tribunale di Modena nella cui circoscrizione il Venditore ha la sua sede legale.

# General sales and conditions

Rev.1a of 1st January 2018

---

## A.- CONTRACT COMPLETION

- A.1.- These general sales conditions govern every sales contract between the Seller and the Buyer and any amendment or exception thereof shall be agreed in writing.
- A.2.- Any offers, credits and/or rebates granted by agents or other intermediaries, shall not be considered valid if they are not confirmed in writing by the Seller.
- A.3.- The Buyer shall send the written orders to the Seller, directly or through the agents, and the orders shall include the codes of the required products, quantity, price and destination. The order sent by the Buyer is irrevocable.
- A.4.- The sale shall be deemed completed when: (i) the Buyer receives a written confirmation from the Seller, via e-mail, fax or other electronic means, that complies with the terms and conditions of the order; or (ii) if the confirmation sent by the Seller contains conditions that differ from the order sent by the Buyer, when the latter accepts it in writing or in any case does not object within 7 (seven) days from reception; or (iii) if the Seller does not provide a written confirmation, when the products are delivered and loaded by the Buyer.

## B.- PRICES

B.1.- The prices agreed upon for each individual sale are net prices for cash delivery ex works (the Seller's plant shall be specified in the order confirmation), unless otherwise agreed in writing.

## C.- PRODUCT CHARACTERISTICS

- C.1.- The Buyer declares to have read and comply with the content of the following documentation published on the corporate website: 1) Laying, use, cleaning and maintenance manual and 2) Technical data sheets.
- C.2. Given the intrinsic variability of the ceramic products, the characteristics of the samples, previously sent by the Seller to the Buyer, are purely illustrative and cannot be deemed binding.
- C.3. Unless specifically requested and agreed before the order confirmation, the Seller does not guarantee that the entire quantity of an article on order shall be sent from one same production lot.

## D.- DELIVERY TERMS

- D.1.- The delivery terms are approximate and a delay does not give the Buyer any right to claim compensation, without any exception.
- D.2.- If the Buyer does not collect the goods, after 10 (ten) days from the date of the “goods ready” notice, the Seller has the right – at its discretion – to establish a new delivery date.

## E.- SHIPPING ARRANGEMENTS AND TERMS

- E.1.- The Buyer must communicate any variation in the destination of the products, different from the one agreed in the order confirmation, in writing within, and no later than, the second day before the day foreseen for the collection at the Seller's premises. The Seller reserves the right not to accept the change of the product destination. If the actual destination of the product is different from the one stated by the Buyer, the Seller reserves the right to suspend the execution of the supplies underway and/or to terminate the contracts in force and the Buyer shall not have the right to claim direct and/or indirect compensation of any type.
- E.2.- Unless otherwise agreed, the goods shall be delivered ex-works (EXW - Incoterms 2010) and this shall also be the case when the parties agree that the delivery, or part of it, shall be arranged by the Seller on the Buyer's behalf. In any case, the risks shall transfer to the Buyer upon delivery to the first carrier.
- E.3.- Without prejudice to the Seller's extraneity in relation to the transport contract, the Seller shall not be indicated as “shipper” on the bill of lading. The communication of the gross weight of the container to the Forwarding agent does not represent in any way the undertaking of any liability by the Seller as regards the SOLAS (Safety Of Life At Sea) Convention. In no event may the said communication be taken to be the VGM (Verified Gross Mass).
- E.4.- The Buyer undertakes to ensure that the vehicle sent to the Seller's warehouse is suitable for the loading operations, considering the nature of the products. If the vehicle sent to collect the goods causes difficulties in the loading operations, the Seller reserves the right to charge a penalty, of 4% of the value of the products, to cover the extra logistics costs. If the vehicle sent is not at all suitable, the Seller reserves the right to refuse to load the goods and the Buyer shall not have the right to claim compensation for any direct and/or indirect cost that may arise therefrom.
- E.5.- The Buyer is responsible for assigning the carrier the task of checking the products before loading them; any observations concerning the condition of the packaging and the correspondence of the quantities loaded with those on the transport document must be made by the carrier upon collection of the goods. The said observations must be written on all the copies of the transport documents, otherwise the loaded products shall be considered to be complete and in good condition. As a result, the Seller shall not be liable for any missing or damaged products not reported by the carrier.
- E.6.- The Buyer is also responsible for assigning the carrier the task of checking the loading procedure and the stability of the goods on the vehicle, in order to prevent damage during transport and to comply with all road safety provisions.

## F.- PAYMENTS

- F.1.- All payments must be made to the Seller's registered office. Payments made to agents, representatives, or sales assistants shall not be considered as made until the amounts are received by the Seller.
- F.2.- The Buyer shall not fulfil its payment obligations by making payments from countries other than its own country of residence, if the said countries do not guarantee an adequate exchange of information with Italy. In case of breach of the said prohibition, the Seller has the right to terminate the contract for just cause and the Buyer shall not have the right to claim compensation for any damage suffered.
- F.3.- Any costs for stamp duty and bank draft fees shall be borne by the Buyer. Failure to fulfil, even only in part, the payment shall result in the application of interest on arrears in favour of the Seller, from the date established for the payment, as envisaged by legislative decree 09/10/2002 no. 231.
- F.4.- Unless otherwise agreed in writing, the Buyer undertakes not to offset any receivables, of whatever nature, owed by the Seller.

## G.- CLAIMS

- G.1.- Upon receipt of the products, the Buyer shall perform a visual inspection in compliance with instructions provided in point 7 of UNI EN ISO 10545-2 standards.
- G.2.- The products must be installed and fitted strictly respecting the recommendations related to the activities to be performed before and during the laying of the product specified in document 1) Laying, use, cleaning and maintenance manual, published on the Seller's website, and on the product packaging and/or inside the packaging. Faults caused by an incorrect installation and by missing/incorrect maintenance (different from instructions provided in document 1) Laying, use, cleaning and maintenance manual), by an unsuitable use and/or by normal wear over time shall not be considered product faults.
- G.3.- With the exception of the limits of acceptability foreseen by the international EN 14411 (ISO 13006) standard, the parties acknowledge as identifiable faults those product defects that are immediately visible upon receipt thereof and that make the material unsuitable for use or that significantly reduce its value. This category includes faults as defined in the document 1) Laying, use, cleaning and maintenance manual, published on the Seller's website. Identifiable faults include, by way of a non-limiting example, superficial defects, decoration defects, defects concerning polishing, dimensions, surface flatness, straightness of sides/rectangularity and

thickness, cracks, chippings or rough edges, non-compliant shades, mixed shades and products that feature problems deriving from the cutting process and/or from chips.

G.4.- If the Buyer finds an identifiable fault, it must be reported in writing to the Seller, within 8 (eight) days from receipt of the products; failure to send the claim shall result in the forfeiture and loss of such right. The Buyer shall keep the entire lot of material readily available for the Seller. The claim shall include the invoice details and an accurate description of the claimed fault together with photographs, where possible. In the event that the claim proves to be unfounded, the Buyer shall refund the Seller any costs incurred for an inspection (expert's reports, travel, etc.).

G.5.- Hidden faults shall be notified to the Supplier in writing, by recorded delivery letter with advice of receipt, within 8 days from the date such fault is found, under penalty of forfeiture.

G.6.- The Buyer's right to make a claim for faults under warranty is valid for 12 (twelve) months from the delivery of the products.

## H.- WARRANTY FOR FAULTS

- H.1. The Seller's warranty is limited to first grade products and not second or third grade products or lots on offer with special prices or discounts, which must be duly specified with a note in the order confirmation.
- H.2. The Seller does not guarantee the suitability of the products for particular uses, and only guarantees the technical specifications published on the website in the document 2) Technical data sheets. The indication for use is merely indicative, even when written in the Seller's catalogues and manuals. On the basis of the characteristics described in the document 2) Technical data sheets, the designer always has the task of assessing the suitability of the product for the specific use conditions, taking into account the stress and variables to which the product will be subjected, which may alter its characteristics; for example, the traffic intensity, quality of traffic (foot traffic with the presence of sand, debris...), adverse weather conditions and any other unpredictable factor to which the material may be exposed.
- H.3.- **In the event that identifiable product faults are ascertained, as defined in sub section G no. 3, the Seller shall replace the faulty product with another one with equal or superior characteristics; should this not be possible, the Seller shall apply a significant price reduction. Alternatively, following the return of the faulty products, the Buyer shall have the right to a refund of the price paid plus the transport cost, with the exclusion of compensation for any other direct and/or indirect damage.**
- H.4. **The Seller's warranty shall not be valid if the products that have identifiable faults (totally or in part) have been used and/or in any case transformed, as this entails that the Buyer (or its customer) expressed the intention to accept them in the condition in which they were found.**
- H.5.- **In the event that hidden product faults are ascertained, the Seller's warranty is limited to the replacement with other products of equal or superior characteristics; should this not be possible the Seller shall refund the price paid plus the transport cost.** In any case, the Seller's warranty for any direct and/or indirect damage caused by the faulty product, shall be limited to an amount that shall not be greater than double the selling price applied by the Seller, only in relation to the faulty part of the supply.
- H.6.- In the event that the Buyer resells the product to subjects protected by the consumer code (law decree no. 206/2005), the former shall be responsible for the conditions applied, if different from those stated herein, and shall ensure that the consumer's rights are exercised, in relation to the remedies and terms established by the said code. If there are the grounds for the Buyer to exercise the right of recourse and/or make a claim against the Seller/manufacturer, the said action shall take into account or go beyond the exemptions and limits established in sub sections G no. 1 and H no. 5.

## I. SOLVE ET REPETE (pay and then claim) AND TERMINATION CLAUSES

- I.1.- Pursuant to article 1462 of the Italian Civil Code, on no account may the Buyer suspend or delay payment of collected material, including in the event of alleged defects or faults in the material; this does not affect the right to claim back any payments made unduly (solve et repete).
- I.2.- If the Buyer's financial situation changes or in the event of non-payment (even partial) of products already supplied, the Seller reserves the right to suspend the execution of the supplies underway and/or to terminate the contracts in force and the Buyer shall not have the right to claim direct and/or indirect compensation of any type.

## L.- RETENTION OF OWNERSHIP

- L.1.- The products supplied shall remain exclusive property of the Seller until the Buyer has paid the full amount.
- L.2.- During the aforementioned period, the Buyer shall undertake the obligations and responsibilities as bailee (also referred to as custodian) and shall not transfer the said products, grant their use, let them be seized or distrained without declaring that the property is of the Seller, and the Buyer shall immediately inform the Seller by recorded delivery letter with advice of receipt.

## M.- FORCE MAJEURE

- M.1.- Each party may suspend the fulfilment of its contractual obligations, when the said fulfilment is impossible or objectively too costly due to an unforeseeable impediment independent from the parties, such as for example: strike, boycott, lockout, fire, war (declared or not), civil war, riots and revolutions, requisitions, embargo, power blackouts, extraordinary breakage of machinery, delays in the delivery of components or raw materials.
- M.2.- The party that wishes to apply this clause shall immediately notify the onset and end of the circumstances of force majeure to the other party in writing.
- M.3.- If the suspension due to force majeure lasts longer than 60 (sixty) days, each party shall have the right to terminate this contract, with a notice of 10 (ten) days to be notified to the counterparty in writing.

## N.- CONFIDENTIALITY

- N.1.- The Buyer undertakes to maintain confidentiality as regards all information of a technical (such as, by way of a non-limiting example, drawings, tables, documentation, formulas and correspondence) and commercial nature (including contractual conditions, purchase prices, payment conditions,...) gained during the performance of this contract.
- N.2.- The confidentiality obligation shall be undertaken for the entire duration of this contract and for the period following its execution.
- N.3.- In case of failure to uphold the confidentiality obligation, the non-fulfilling party shall pay the other party compensation for all damages that may derive therefrom.

## O.- SELLER'S TRADEMARKS AND DISTINCTIVE SIGNS

O.1.-The use of trademarks, ornamental designs and creative works in general, in whatever form and manner of expression (such as, by way of a non-limiting example: images, photos, drawings, videos, shapes, structures, etc.) constituting the Seller's intellectual property, through any means (such as, by way of a non-limiting example: press, video, radio, internet, social media, instant messaging platforms or VoIP, etc.) is strictly forbidden. Any exception to the said prohibition, even only partial, must be authorised in writing, each time, by the Seller's general management.

## P.- CONTRACT LANGUAGE, APPLICABLE LAW, JURISDICTION AND AUTHORITY

- P.1.- The present CONTRACT is drafted in Italian, and in case of disputes the said version shall prevail over any translations in other languages.
- P.2.- Any dispute concerning the supply of products shall be subject to Italian law and jurisdiction and the Court of Modena, the town in which the Seller has its registered office, shall have sole local jurisdiction.

# Conditions générales de vente

Rév.1a du 1er Janvier 2018

#### A.- MODALITÉS DE CONCLUSION DU CONTRAT

A.1.- Les présentes Conditions Générales de Vente régissent tout contrat de Vente entre le Vendeur et l'Acheteur et toute modification ou dérogation de ces dernières doit être convenue par écrit.

A.2.- D'éventuelles offres, accréditations et / ou ristournes accordées par des agents ou par d'autres intermédiaires, ne seront réputées valables que si elles sont confirmées par écrit par le Vendeur.

A.3.- L'Acheteur envoie au Vendeur, directement ou par l'intermédiaire d'agents, des Commandes écrites qui doivent indiquer les codes des Produits demandés, les quantités, leur prix et leur destination. La commande envoyée par l'Acheteur est irrévocable.

A.4.- La Vente doit être réputée conclue au moment où : (i) l'Acheteur reçoit de la part du Vendeur une Confirmation écrite par e-mail, par télécopie ou par d'autres moyens télématiques, conforme aux conditions de la Commande ; ou (ii) en cas de Confirmation envoyée par le Vendeur contenant des conditions différant de la Commande envoyée par l'Acheteur lorsque celui-ci l'accepte par écrit ou quoi qu'il en soit s'il ne la conteste pas dans un délai de 7 (sept) jours à compter de la réception ; ou (iii) en l'absence d'une confirmation écrite de la part du Vendeur, au moment où les Produits seront livrés et chargés par l'Acheteur.

#### B.- PRIX

B.1.- Sauf accord contraire, les prix de vente convenus au fur et à mesure sont réputés nets, pour les paiements en espèces et les livraisons Franco l'établissement du Vendeur indiqué sur la Confirmation de Commande.

#### C.- CARACTÉRISTIQUES DES PRODUITS

C.1.- L'Acheteur déclare avoir lu et s'en tenir au contenu de la documentation suivante publiée sur le site Internet de la société: 1) Manuel de Pose, d'Utilisation, de Nettoyage et d'Entretien et 2) Fiches techniques.

C.2. Vu la variabilité intrinsèque du produit en céramique, les caractéristiques des échantillons et / ou des modèles envoyés précédemment par le Vendeur à l'Acheteur sont indicatifs et non contraignants.

C.3. Sauf en cas de demandes spécifiques à convenir avant la Confirmation de Commande, le Vendeur ne garantit pas la commande d'un article soit intégralement constituée par un même lot de production.

#### D.- DÉLAIS DE LIVRAISON

D.1.- Les délais de livraison s'entendent fournis à titre indicatif et leur prorogation ne donne en aucun cas le droit à l'Acheteur de demander des indemnisations, excluant dès à présent toute exception.

D.2.- Si l'Acheteur ne retire pas le matériel, au bout d'un délai de 10 (dix) jours à compter de la date de l'annonce indiquant que la marchandise est prête, le Vendeur se réserve la faculté de fixer à sa discrétion un nouveau délai de livraison.

#### E.- LIVRAISON ET EXPÉDITION

E.1.- L'éventuelle variation de la destination des Produits, différente de celle convenue dans la Confirmation de Commande, doit être communiquée par l'Acheteur par écrit au plus tard le second jour qui précède le jour du retrait au siège du Vendeur. Le Vendeur se réserve la faculté de ne pas accepter la variation de la destination des Produits. Au cas où la destination effective du Produit serait différente de celle déclarée par l'Acheteur, le Vendeur se réserve la faculté de suspendre l'exécution des fournitures en cours et / ou de résilier le contrat sans que l'Acheteur puisse revendiquer des indemnisations directes et / ou indirectes d'aucune sorte.

E.2.- Sauf accord contraire, la fourniture de la marchandise est livrée Départ Usine (EXW aux termes des Incoterms 2010) même si l'on a convenu que l'expédition ou une partie de cette dernière sera suivie par le Vendeur sur mandat de l'Acheteur. En tout état de cause, les risques passent à l'Acheteur au plus tard au moment de la livraison au premier transporteur.

E.3.- Sans préjudice du désintérêt du Vendeur par rapport au contrat de transport, celui-ci ne pourra être indiqué comme le “shipper” dans le connaissance. La communication du poids brut du container à l'expéditeur, ne constitue pas une prise de responsabilité de la part du Vendeur aux fins de la Convention SOLAS (Safety Of Life At Sea). En aucun cas cette communication ne pourra être considérée comme le VGM (Verified Gross Mass).

E.4.- L'Acheteur s'engage à ce que le véhicule envoyé aux entrepôts du Vendeur soit compatible avec la nature des Produits à charger. Si le véhicule qui se présente comporte des difficultés significatives pour les opérations de chargement, le Vendeur se réserve la faculté de débiter une pénalité de l'ordre de 4 % de la valeur des produits pour couvrir les coûts logistiques supplémentaires. Si le véhicule convenu n'est absolument pas compatible, le Vendeur se réserve la faculté de refuser les opérations de chargement sans que l'Acheteur ne puisse rien lui demander à titre de remboursement de toute dépense directe et / ou indirecte éventuelle.

E.5.- Il appartient à l'Acheteur de charger le transporteur de contrôler les produits avant le chargement ; d'éventuelles observations concernant l'intégrité des emballages et la correspondance des quantités chargées avec celles indiquées sur le document de transport doivent être soulevées par le transporteur au moment du chargement. Ces observations doivent être indiquées sur toutes les copies des documents de transport ; dans le cas contraire, les produits chargés sont réputés intacts et complets. Il s'ensuit que le Vendeur décline toute responsabilité en cas d'absence ou de détérioration des produits non signalée par le transporteur.

E.6.- L'Acheteur a également la responsabilité de charger le transporteur de vérifier les modalités et la stabilité du chargement sur le véhicule afin d'éviter les bris durant le transport et le respect de toutes les dispositions de sécurité concernant la circulation sur route.

#### F.- PAIEMENTS

F.1.- Toute obligation de paiement doit être accomplie au siège légal du Vendeur. Les éventuels paiements remis à des agents, à des représentants ou à des auxiliaires de commerce ne seront réputés effectués qu'au moment où le Vendeur percevra les sommes correspondantes.

F.2.- Il est interdit à l'Acheteur d'effectuer des paiements depuis un pays différent de son pays de résidence et ne garantissant pas un échange d'informations correct avec l'Italie. En cas de violation de cette interdiction, le Vendeur a la faculté de résilier le contrat pour juste cause sans que l'Acheteur ne puisse revendiquer le droit d'obtenir une quelconque réparation pour l'éventuel préjudice subi.

F.3.- Les éventuels frais de timbre et d'encaissement d'effets et de traites sont à la charge de l'Acheteur. En cas de défaillance, même partielle, des intérêts de retard commencent à courir en faveur du Vendeur, à compter du jour fixé pour le paiement, dans la mesure prévue par le Décret Législatif italien n° 231 du 09/10/2002.

F.4.- Sauf accord écrit contraire, l'Acheteur s'engage à ne compenser aucune créance échue.

#### G.- RÉCLAMATIONS

G.1.- À la réception des Produits, l'Acheteur devra soumettre ces derniers à un contrôle minutieux moyennant un examen visuel effectué conformément aux indications du point 7 des normes UNI EN ISO 10545-2.

G.2.- L'installation et la pose des Produits doivent être effectuées en suivant scrupuleusement les recommandations inhérentes aux activités exercées avant et durant la pose indiquées sur le document 1) Manuel de Pose, d'Utilisation, de Nettoyage et d'Entretien, publié sur le site Internet du Vendeur ainsi qu'à l'extérieur et/ou à l'intérieur de l'emballage du produit. Les défauts dus à une installation erronée et à un entretien absent / erroné (ne respectant pas les indications fournies dans le 1) Manuel de Pose, d'Utilisation, de

Nettoyage et d'Entretien), par un usage prévu inapproprié et / ou par l'usure normale due au temps ne sont pas considérés comme des vices du Produit.

G.3.- Sous réserve des limites d'acceptabilité prévues par la norme internationale EN 14411 (ISO 13006), les Parties reconnaissent comme des Vices Évidents les défauts des Produits existant dès la réception de sorte que le matériel devienne inutilisable ou qu'il perde une grande partie de sa valeur. Cette catégorie comprend les défauts définis dans le document 1) Manuel de Pose, d'Utilisation, de Nettoyage et d'Entretien publié sur le site Internet du Vendeur.

G.4.- Si l'Acheteur relève des Vices Évidents, il devra présenter une réclamation écrite au Vendeur, sous peine de déchéance, dans un délai de 8 (huit) jours à compter de la réception et tenir le lot complet de matériel à la disposition de ce dernier. La réclamation devra indiquer les données de facturation et une description précise du vice objet de la réclamation, accompagnée, si possible, de photographies. Si la réclamation devait s'avérer sans fondement, l'Acheteur est disposé à rembourser au Vendeur les dépenses encourues pour l'éventuelle visite des lieux (expertises, déplacements, etc.).

G.5.- Les Vices Cachés devront être notifiés au Vendeur par lettre recommandée avec avis de réception, sous peine d'annulation de la garantie, dans un délai de 8 (huit) jours à compter de la date de la découverte du défaut.

G.6.- L'action de l'Acheteur ayant pour but de faire valoir la garantie en cas de vices se prescrit dans un délai de 12 (douze) mois à compter de la livraison des Produits.

#### H.- GARANTIE COUVRANT LES VICES

H.1. La garantie du Vendeur est réputée limitée aux seuls Produits de premier choix et non aux Produits de second ou de troisième choix ou à des lots d'occasion auquel on applique des prix ou des remises particuliers lorsqu'ils sont dûment signalés dans les notes de la Confirmation de Commande.

H.2. Le Vendeur ne garantit pas l'adéquation des Produits à des usages particuliers, mais uniquement les caractéristiques techniques publiées sur le site Internet dans le document 2) Fiches techniques. L'usage indiqué, également lorsqu'il est présenté par le Vendeur dans des catalogues et des manuels, est purement indicatif. Sur la base des caractéristiques techniques indiquées dans les 2) Fiches Techniques, le concepteur a toujours le devoir d'évaluer l'adéquation du Produit aux conditions spécifiques d'utilisation en fonction des contraintes et des variables pouvant se vérifier dans le lieu de destination et susceptibles d'en altérer les caractéristiques, par exemple, l'intensité et la qualité de la circulation (piétinement en présence de sable, de détritrus...), ainsi que les éventuelles conditions climatiques défavorables et toute autre incidence à laquelle peut être exposé le matériel.

H.3.- **Si l'on a constaté que le Produit présente les Vices Évidents définis à la lettre G n°3, le Vendeur remplacera le Produit défectueux par un autre produit ayant des caractéristiques analogues ou supérieures ou, lorsque cela est impossible, à une réduction cohérente du prix. En alternative, l'Acheteur aura droit, après la restitution des Produits défectueux, au remboursement du prix payé, majoré du prix du transport, à l'exclusion du remboursement de tout autre préjudice direct et / ou indirect.**

H.4. **La garantie du Vendeur doit être réputée exclue au cas où le Produit présentant des Vices Évidents (entièrement ou partiellement) aurait été utilisé et / ou du moins transformé ; dans ce cas, on considérera que l'Acheteur (ou son client) a exprimé la volonté de les accepter en l'état.**

H.5 **Si l'on a constaté que le Produit présente des Vices Cachés, la garantie du Vendeur se limite au remplacement du matériel par du matériel ayant des caractéristiques analogues ou supérieures et, lorsque cela est impossible, au remboursement du prix payé majoré des frais de transport.** En tout état de cause, la garantie du Vendeur couvrant tout dommage direct et / ou indirect causé par le produit défectueux, se limitera à une somme qui ne pourra pas dépasser le double du prix de vente appliqué par le Vendeur dans le cadre de la seule partie de la fourniture défectueuse.

H.6.- Si l'Acheteur revend le Produit à des clients protégés par le code de la consommation (Décret-loi italien n° 206/2005) il sera responsable des conditions appliquées si celles-ci diffèrent des conditions indiquées ici et il devra s'assurer que les droits du consommateur sont exercés dans le respect des remèdes et des délais fixés par ce code. Si les conditions sont réunies, le droit de retrait et / ou de recours revenant à l'Acheteur à l'encontre du Vendeur / fabricant ne pourra dépasser ni les exonérations ni les limites établies de la lettre G n°1 à la lettre H n°5.

#### I. CLAUSES SOLVE ET REPETE ET CLAUSES RÉSOLUTOIRES

I.1.- Aux termes de l'art. 1462 du Code Civil italien, en aucun cas, y compris les prétendus vices ou défauts du matériel, l'Acheteur ne pourra suspendre ou retarder le paiement du matériel retiré, sans préjudice naturellement de la faculté d'exiger lorsqu'il est en mesure de démontrer avoir indûment payé.

I.1.- En cas de variation des conditions patrimoniales de l'Acheteur ou de non-paiement même partiel de produits déjà fournis, le Vendeur se réserve la faculté de suspendre l'exécution des fournitures en cours et / ou de résilier les contrats sans que l'Acheteur ne puisse revendiquer des indemnisations directes et / ou indirectes d'aucune sorte.

#### L.- PACTE DE RÉSERVE DE PROPRIÉTÉ

L.1.- Tant que l'Acheteur n'aura pas intégralement payé le prix, les Produits objet de la fourniture resteront la propriété du Vendeur.

L.2.- Au cours de la susdite période, l'Acheteur assumera les obligations et les responsabilités de gardien, et il ne pourra ni aliéner, ni confier, ni permettre la saisie desdits Produits sans déclarer la propriété du Vendeur et informer immédiatement ce dernier par lettre recommandée avec avis de réception.

#### M.- FORCE MAJEURE

M.1.- Chacune des parties pourra suspendre l'accomplissement de ses obligations contractuelles lorsque cette exécution est rendue impossible ou objectivement trop onéreuse par un empêchement imprévisible indépendant de sa volonté comme : les grèves, les boycottages, les lock-outs, les incendies, les guerres (déclarées ou non), les guerres civiles, les révoltes et les révolutions, les réquisitions, les embargos, les coupures de courant, les ruptures exceptionnelles de machines, les retards de livraison de composants ou de matières premières.

M.2.- La partie qui souhaite user de la présente clause devra communiquer immédiatement par écrit à l'autre partie la survenue et la cessation des circonstances de force majeure.

M.3.- Si la suspension due à une force majeure dure plus de 60 (soixante) jours, chacune des parties aura le droit de résilier le présent contrat, avec un préavis de 10 (dix) jours, en le communiquant par écrit à la partie adverse.

#### N.- OBLIGATIONS DE CONFIDENTIALITÉ

N.1.- L'Acheteur est tenu d'observer le secret le plus absolu concernant toutes les informations de caractère technique (comme, par exemple, les dessins, les notices, les documentations, les formules et la correspondance) et de caractère commercial (y compris les conditions contractuelles, les prix d'achat, les conditions de paiement, etc.) dont il aurait eu connaissance durant l'exécution du présent Contrat.

N.2.- L'obligation de confidentialité est assumée pendant toute la durée du Contrat, ainsi que pour la période successive à son exécution.

N.3.- Dans tous cas de non-observation de l'obligation de confidentialité, la partie défaillante est tenue de réparer à l'autre partie tous les éventuels préjudices.

#### O.- MARQUES ET SIGNES DISTINCTIFS DU VENDEUR

O.1.- L'utilisation des marques, des modèles ornementaux et des œuvres de l'esprit en général, sous quelque forme ou suivant quelque modalité d'expression que ce soit (à titre d'exemple, non contraignant : les images, les photos, les dessins, les vidéos, les figures, les structures, etc.) constituant la propriété intellectuelle du Vendeur, à travers tout moyen (à titre d'exemple non contraignant : l'impression, la vidéo, la radio, Internet, les médias sociaux, les plates-formes de messagerie instantanée ou VoIP, etc.) est formellement interdite. Toute dérogation à cette interdiction, même partielle, devra être autorisée par écrit, cas par cas, par la Direction générale du Vendeur.

#### P.- LANGUE DU CONTRAT, LOI APPLICABLE, JURIDICTION ET COMPÉTENCE

P.1.- Le Contrat et les présentes conditions sont rédigés en langue italienne qui prévaudra en cas de divergence avec la traduction dans d'autres langues.

P.2.- La définition de toute controverse relative aux fournitures est régie par la loi et la juridiction de l'État italien et les parties reconnaissent la compétence territoriale exclusive du Tribunal de Modène dans la circonscription duquel se trouve le siège légal du Vendeur.

# Allgemeine Verkaufsbedingungen

Fassung 1.a vom 1. Januar 2018

## A.- MODALITÄT DES VERTRAGSABSCHLUSSES

A.1.- Die vorliegenden Allgemeinen Verkaufsbedingenenen regeln alle Verträge zwischen dem Verkäufer und dem Käufer und alle Änderungen oder Abweichungen davon müssen schriftlich vereinbart werden.

A.2.- Eventuelle Angebote sowie mit Handelsvertretern oder sonstigen Vermittlern vereinbarten Gutschriften sind nicht verbindlich, es sei denn, sie werden vom Verkäufer schriftlich bestätigt.

A.3.- Der Käufer sendet dem Verkäufer direkt oder über Handelsvertreter schriftliche Bestellungen zu, die die Angabe der Artikelnummern der gewünschten Produkte, der Mengen, ihres Preises und der Bestimmung enthalten müssen. Die vom Käufer gesendete Bestellung ist unwiderruflich.

A.4.- Der Verkauf gilt zu dem Zeitpunkt als abgeschlossen, an dem: (i) der Käufer vom Verkäufer eine schriftliche Bestätigung per E-Mal, Fax oder auf sonstigem Weg erhält, die den Fristen und Bedingungen der Bestellung entspricht; oder (ii) falls die vom Verkäufer gesendete Bestätigung, Bedingungen enthält, die von der vom Käufer erhaltenen Bestellung abweichen, wenn dieser diese akzeptiert oder nicht innerhalb von 7 (sieben) Tagen ab ihrem Empfang beanstandet; oder (iii) falls keine schriftliche Bestätigung durch den Verkäufer erfolgt, zu dem Zeitpunkt, an dem die Produkte geliefert und vom Käufer übernommen werden.

### B.- PREISE

B.1.- Vorbehaltlich abweichender schriftlicher Vereinbarungen gelten die von Mal zu Mal vereinbarten Verkaufspreise als Nettobarpreise bar mit Lieferung frei ab dem in der Auftragsbestätigung angegebenen Werk des Verkäufers.

### C.- EIGENSCHAFTEN DER PRODUKTE

C.1.- Der Käufer erklärt, die folgende auf der Web-Site des Unternehmen veröffentlichte Dokumentation zur Kenntnis genommen zu haben und sich an deren Inhalt zu halten: 1) Handbuch zur Verlegung, Benutzung, Reinigung und Pflege, und 2) Technische Datenblätter.

C.2. Aufgrund der intrinsischen Variabilität des Keramikprodukts sind die Eigenschaften der vorausgehend vom Käufer an den Käufer gesendeten Warenmuster und/ oder Modelle hinweisend und unverbindlich.

C.3. Vorbehaltlich spezifischer Vereinbarungen vor der Auftragsbestätigung garantiert der Verkäufer nicht, dass die Lieferung des einzelnen Artikels vollständig mit dem gleichen Produktionslos ausgeführt wird.

### D.- LIEFERFRISTEN

D.1.- Die Lieferfristen sind unverbindlich und Verzögerungen führen für den Käufer in keinem Fall zum Anspruch auf Schadensvergütung.

D.2.- Falls der Käufer das Material nicht innerhalb von 10 (zehn) Tagen ab dem Datum der Bereitstellung der Waren abholt, behält sich der Verkäufer das Recht vor, eine neue Lieferfrist festzusetzen.

### E.- RÜCKLIEFERUNG UND VERSAND

E.1.- Die eventuelle Änderung des Bestimmungsortes der Produkte, die sich von der in der Auftragsbestätigung vereinbarten unterscheidet, muss vom Käufer schriftlich innerhalb des zweiten Tags vor dem für die Abholung am Sitz des Verkäufers vorgesehenen mitgeteilt werden. Der Verkäufer behält sich das Recht vor, die Änderung der Bestimmung der Produkte nicht zu akzeptieren. Falls sich herausstellt, dass die effektive Bestimmung des Produkts von der vom Käufer angegebenen verschieden ist, behält sich der Verkäufer das Recht vor, die laufenden Lieferungen nicht auszuführen und/oder die laufenden Verträge aufzulösen, ohne dass der Käufer jeglichen Anspruch auf Entschädigung geltend machen kann.

E.2.- Vorbehaltlich abweichender Vereinbarungen erfolgt die Lieferung der Ware frei ab Werk (EXW gemäß den Incoterms 2010), und dies auch, falls vereinbart wird, dass der Versand oder ein Teil desselben im Auftrag des Käufers durch den Verkäufer erfolgt. In jedem Fall gehen die Risiken spätestens mit der Übergabe an das erste Transportunternehmen an den Käufer über.

E.3.- Unter Beibehaltung der Nichtbeteiligung des Verkäufers am Transportvertrag kann der Verkäufer in der Police der Ladung als „Shipper“ angegeben werden. Die Mitteilung des Bruttogewichts des Containers an den Transportunternehmer stellt keine Übernahme der Verantwortung des Verkäufers hinsichtlich der SOLAS-Konvention dar (Safety Of Life At Sea). In keinem Fall kann diese Mitteilung als VGM (Verified Gross Mass) verstanden werden.

E.4.- Der Käufer verpflichtet sich sicherzustellen, dass das zu den Lagern des Verkäufers gesendete Fahrzeug unter Berücksichtigung der Natur der Produkte für das Laden geeignet ist. Falls das zum Laden gesendete Fahrzeug größere Probleme beim Beladen bereitet, behält der Verkäufer sich das Recht vor, zur Abdeckung der höheren Logistikkosten eine Vertragsstrafe in Höhe von 4 % des Werts der Produkte zu erheben. Falls das Fahrzeug vollkommen ungeeignet ist, behält sich der Verkäufer das Recht vor, das Verladen zu verweigern, ohne dass der Käufer einen Anspruch auf Vergütung der Schäden geltend machen kann, die direkt und/oder indirekt daraus entstehen können.

E.5.- Es ist Aufgabe des Käufers, das Transportunternehmen zu beauftragen und die Produkte vor dem Laden zu kontrollieren; eventuelle Anmerkungen zur Unversehrtheit der Verpackungen und der Übereinstimmung der geladenen Menge mit der in den Transportpapieren angegebenen müssen vom Transportunternehmen zum Zeitpunkt des Ladens vorgenommen werden. Diese Anmerkungen müssen auf alle Exemplaren der Transportpapiere vermerkt werden, anderenfalls gelten die geladenen Produkte als unbeschädigt und vollständig. Daraus folgt, dass der Verkäufer keinerlei Haftung für Fehlmengen oder Beschädigungen der Produkte übernimmt, die vom Transportunternehmen nicht gemeldet werden.

E.6.- Es ist ebenfalls Aufgabe des Käufers, das Transportunternehmen zu beauftragen und die Modalität und die Stabilität des Ladens auf das Fahrzeug zu überprüfen, damit es während des Transports nicht zu Brüchen kommt, sowie die Einhaltung der Sicherheitsbestimmungen der Straßenverkehrsordnung zu gewährleisten.

### F.- ZAHLUNGEN

F.1.- Alle Zahlungsverpflichtung müssen am Firmensitz des Verkäufers erfüllt werden. Eventuelle Zahlungen an Handelsvertreter oder Außendienstmitarbeiter gelten als nicht geleistet, bis sie beim Verkäufer eingehen.

F.2.- Es ist dem Käufer untersagt, die Zahlungen aus Ländern vorzunehmen, die vom Land seines Firmensitzes verschieden sind, falls diese Länder keinen angemessenen Informationsaustausch mit Italien gewährleisten. Im Fall der Verletzung dieses Verbots hat der Verkäufer das Recht, den Vertrag aus gutem Grund aufzulösen, ohne dass der Käufer eine Vergütung des entstandenen Schadens geltend machen kann.

F.3.- Eventuelle Kosten und Gebühren für die Einziehung von Effekten und Wechseln gehen zu Lasten des Käufers. Im Fall der Nichteinhaltung des für die Zahlung festgesetzten Tags - auch nur partiell - fallen Säumniszinsen zu Gunsten des Verkäufers an, in der vom ital. Gesetzlerlass vom 9. Oktober 2002, Nr. 231 vorgesehenen Höhe.

F.4.- Vorbehaltlich abweichender schriftlicher Vereinbarungen verpflichtet sich der Käufer, keine Guthaben gegenüber dem Verkäufer zu verrechnen.

### G.- BEANSTANDUNGEN

G.1.- Beim Empfang der Produkte muss der Käufer sie einer sorgfältigen Sichtkontrolle gemäß den Angaben von Punkt 7 der Normen UNI EN ISO 10545-2 unterziehen.

G.2.- Die Installation und die Verlegung der Produkte müssen unter Einhaltung der Empfehlungen zu den Arbeiten ausgeführt werden, die vor und während der Verlegung ausgeführt werden müssen, wie angegeben im Dokument 1) Handbuch zur Verlegung, Verwendung, Reinigung und Pflege, veröffentlicht auf der Web-Site des Verkäufers und angegeben auf der Verpackung des Produkts und/oder im Inneren derselben. Schäden, die durch eine falsche Installation, Verlegung und durch eine unterlassene/falsche Pflege (abweichend von den Angaben in 1) Handbuch zur Verlegung, Reinigung und Wartung), durch eine ungeeignete Gebrauchsbestimmung oder durch normale Abnutzung verursacht werden, werden nicht als Mängel des Produkts anerkannt.

G.3.- Vorbehaltlich der Grenzen der Akzeptabilität, die von der internationalen Norm EN 14411 (ISO 13006) vorgesehen sind, erkennen die Parteien Mängel der Produkte als offensichtliche Mängel an, die bereits bei ihrem Empfang festgestellt werden können, die das Material zur Verwendung ungeeignet machen oder die den Wert beträchtlich verringern. In diese Kategorie fallen Mängel, wie im Dokument definiert 1) Handbuch zur Verlegung, Benutzung, Reinigung und Pflege, veröffentlicht auf

der Web-Site des Verkäufers. Als nicht erschöpfende Beispiele werden Oberflächenmängel, fehlerhafte Grafik, Defekte polierte Oberfläche, Defekte des Kalibers, der Planarität, der Rechtwinkligkeit/Gradlinigkeit, der Stärke, Risse, abgeschlagene Kanten, Fehlfarbe, gemischte Brandfarbe sowie Produkte mit Kantsplitterung durch Rettifizierung als offensichtliche Mängel anerkannt.

G.4.- Falls der Käufer offensichtliche Mängel feststellt, muss er dies dem Verkäufer innerhalb von 8 (acht) Tagen ab dem Empfang schriftlich melden und die gesamte Charge des Materials für den Verkäufer zur Verfügung halten; anderenfalls verfällt der Rechtsanspruch. Bei der Beanstandung müssen die Daten der Rechnung sowie eine präzise Beschreibung des beanstandeten Mangels angegeben werden, falls möglich mit einer fotografischen Dokumentation. Falls die Beanstandung unberechtigt sein sollte, ist der Käufer gehalten, dem Verkäufer die für einen eventuellen Ortstermin aufgewendeten Kosten (Gutachten, Reisekosten, usw.) zu erstatten.

G.5.- Versteckte Mängel müssen dem Verkäufer innerhalb von 8 (acht) Tagen ab Feststellung des Mangels per Einschreiben mit Rückschein gemeldet werden: anderenfalls verfällt der Rechtsanspruch.

G.6.- Die Aktion des Käufers zur Inanspruchnahme der Mängelhaftung muss in jedem Fall innerhalb von 12 (zwölf) Monaten ab der Lieferung der Produkte erfolgen.

### H.- MÄNGELHAFTUNG

H.1. Die Garantie des Verkäufers ist begrenzt auf Produkte erster Qualität und sie bezieht sich nicht auf Produkte zweiter oder dritter Qualität oder auf gelegentliche Partien mit besonderen Preisen oder Nachlässe, die in der Auftragsbestätigung angegeben werden.

H.2. Der Verkäufer garantiert nicht die Eignung der Produkte für besondere Verwendungen, sondern lediglich die technischen Eigenschaften, die auf der Web-Site in Dokument 2) Technische Datenblätter veröffentlicht sind. Die Angabe zur Verwendung ist als verbindlich anzusehen, auch wenn vom Verkäufer in Katalogen und Handbüchern angegeben ist. Es ist stets Aufgabe des Planers, auf der Grundlage der in den 2) Technischen Datenblättern angegebenen Eigenschaften die Eignung des Produkts für spezifische Nutzungsbedingungen zu bewerten, unter Berücksichtigung der Belastungen sowie der Variablen, die am Ort der Bestimmung auftreten und die Eigenschaften verändern können, wie zum Beispiel die Intensität des Verkehrs, die Qualität des Verkehrs (Begehung bei Vorhandensein von Sand, Schmutz usw.), die eventuellen klimatischen Bedingungen sowie alle sonstigen Einflüsse, denen das Material ausgesetzt sein kann.

H.3.- **Falls festgestellt wird, dass das Produkt offensichtliche Mängel aufweist, wie definiert in Punkt G, Nr. 3, nimmt der Verkäufer die Ersetzung des mangelhaften Produkts durch ein anderes mit gleichen oder höherwertigen Eigenschaften vor, oder er nimmt eine angemessene Reduzierung des Preises vor, falls dies nicht möglich ist. Alternativ hat der Käufer nach Rücklieferung der mangelhaften Produkte das Recht auf Rückerstattung des bezahlten Preises, zuzüglich der Transportkosten, mit Ausschließung der Vergütung aller direkten und/oder indirekten Schäden.**

H.4. **Die Garantie des Verkäufers wird ausgeschlossen, falls das mangelhafte Produkt (ganz oder teilweise) verwendet und/oder umgewandelt worden ist, da davon ausgegangen wird, dass der Käufer (oder sein Kunde) dadurch seinen Willen zum Ausdruck gebracht hat, es in dem Zustand zu akzeptieren, in dem es sich befindet.**

H.5 **Falls festgestellt wird, dass das Produkt versteckte Mängel aufweist, ist die Garantie des Verkäufers auf die Ersetzung des Materials durch anderes mit gleichen oder höherwertigeren Eigenschaften beschränkt oder - falls dies nicht möglich ist - auf die Rückerstattung des bezahlten Preises, zuzüglich der Transportkosten.** In jedem Fall ist die Garantie des Verkäufers für alle direkten und/oder indirekten Schäden, die durch das mangelhafte Produkt entstehen, auf einen Betrag begrenzt, der das Doppelte des Verkaufspreises nicht übersteigen kann, den der Verkäufer auf den mangelhaften Teil der Lieferung angewendet hat.

H.6.- Falls der Käufer das Produkt an Kunden weiterverkauft, die vom Verbraucherschutzgesetz (ital. Gesetzlerlass Nr. 206/2005) geschützt werden, ist er verantwortlich für die angewendeten Bedingungen, falls diese von den hier angegebenen abweichen, und er muss sicherstellen, dass die Rechte des Verbrauchers gemäß den Bestimmungen dieses Gesetzes ausgeübt werden können. Falls die Voraussetzungen gegeben sind, kann das Regressrecht des Käufers gegenüber dem Verkäufer/ Hersteller nicht die Grenzen übersteigen, die von Punkt G, Nr. 1 bis Punkt H, Nr. 5 angegeben werden.

### I. KLAUSEL SOLVE ET REPETE UND AUFLÖSUNGSKLAUSEL

I.1.- Gemäß den Bestimmungen von § 1462 des ital. Bürgerlichen Gesetzbuches kann der Käufer in keinem Fall - einschließlich von vermeintlichen Mängeln oder Defekten des Materials - die Zahlung des abgenommenen Materials aussetzen oder verzögern, natürlich vorbehaltlich des Rechts, ungerechtfertigt gezahlte Beträge zurückzufordern, und dies nur nach Erbringung des Nachweises der Rechtmäßigkeit der Forderung (Solve et Repete).

I.2.- Im Fall der Veränderung der Vermögensbedingungen des Käufers oder der auch nur partiellen Nichtbezahlung der bereits gelieferten Produkte kann der Verkäufer die laufenden Lieferungen aussetzen und/oder die laufenden Verträge auflösen, ohne dass der Käufer die Vergütung von direkten und/oder indirekten Schäden geltend machen kann.

### L.- EIGENTUMSVORBEHALT

L.1.- Bis zur vollständigen Bezahlung des Preises durch den Käufer bleiben die Produkte, die den Gegenstand der Lieferung darstellen, Eigentum des Verkäufers.

L.2.- Während dieses Zeitraums übernimmt der Käufer die Pflichten und die Verantwortlichkeiten für die Aufbewahrung der gekauften Produkte und er kann sie nicht veräußern, zur Nutzung überlassen oder beschlagnahmen oder pfänden lassen, ohne das Eigentum des Verkäufers anzugeben und ohne diesen umgehend per Einschreiben mit Rückschein zu benachrichtigen.

### M.- HÖHERE GEWALT

M.1.- Beide Parteien können die Ausführung der vertraglichen Pflichten aussetzen, wenn die Ausführung aus Gründen, die vom eigenen Willen unabhängig sind, unmöglich oder objektiv zu aufwendig wird, wie zum Beispiel: Streiks, Boykott, Aussperrung, Brand, Krieg (erklärt oder nicht), Bürgerkrieg, Aufstände und Revolutionen, Beschlagnahme, Embargo, Unterbrechungen der Energieversorgung, außerordentliche Defekte von Maschinen, Verspätung bei der Anlieferung von Komponenten und Rohstoffen.

M.2.- Die Partei, die beabsichtigt, die vorliegende Klausel in Anspruch zu nehmen, muss der anderen Partei schriftlich das Auftreten von Umständen der Höheren Gewalt mitteilen.

M.3.- Falls die Aussetzung aufgrund von Höherer Gewalt mehr als 60 (sechzig) Tage andauert, haben beiden Parteien das Recht, den vorliegenden Vertrag nach einer schriftlichen Vorankündigung von 10 (zehn) Tagen an die Gegenpartei aufzulösen.

### N.- VERTRAULICHKEITSPFLICHT

N.1.- Der Käufer ist gehalten, über alle technischen Informationen (wie zum Beispiel Zeichnungen, Prospekte, Dokumentationen, Formeln und Schriftverkehr) und kommerziellen Informationen (einschließlich der Vertragsbedingungen, der Kaufpreise, der Zahlungsbedingungen usw.), in deren Kenntnis während der Ausführung des vorliegenden Vertrages kommt, absolute Vertraulichkeit einzuhalten.

N.2.- Die Vertraulichkeitspflicht wird für die Dauer des Vertrages sowie den Zeitraum nach seiner Ausführung übernommen.

N.3.- Im Fall der Nichteinhaltung der Vertraulichkeitspflicht ist die nicht einhaltende Partei gehalten, der anderen Partei alle daraus entstehenden Schäden zu vergüten.

### O.- MARKEN UND KENNZEICHNUNGEN DES VERKÄUFERS

O.1.-Die Verwendung von Marken, Ziermotiven und geistigem Eigentum im Allgemeinen in jeder Form sowie jeder Ausdrucksform (als nicht erschöpfendes Beispiel: Bilder, Fotos, Zeichnungen, Filme, Abbildungen, Strukturen usw.), die intellektuelles Eigentum des Verkäufers sind, ist auf jede Weise (als nicht erschöpfendes Beispiel: Presse, Video, Radio, Internet, Social Media, Instant-Message-Plattform oder VoIP usw.) strengstens untersagt. Alle - auch nur partielle - Abweichungen von diesem Verbot müssen von Fall zu Fall schriftlich von der Generaldirektion des Verkäufers autorisiert werden.

### P.- SPRACHE DES VERTRAGS, ANWENDBARES RECHT, RECHTSPRECHUNG UND GERICHTSSTAND

P.1.- Der Vertrag und die vorliegenden Bedingungen werden in italienischer Sprache verfasst, die im Fall der Abweichung der Übersetzung in andere Sprachen Vorrang hat.

P.2.- Die Regelung aller Rechtssachen hinsichtlich den Lieferungen unterliegt der Rechtsprechung des italienischen Staats und die territoriale Zuständigkeit liegt ausschließlich beim Bezirksgericht Modena, dem Ort des Firmensitzes des Verkäufers.

# Condiciones generales de venta

Rev.1a de 1 de Enero 2018

**A.- MODALIDADES DE CELEBRACIÓN DEL CONTRATO**

A.1.- Las presentes Condiciones Generales de Venta disciplinan todo contrato de venta entre el Vendedor y el Comprador y toda modificación o cancelación debe ser establecida por escrito.

A.2.- Eventuales ofertas, acreditaciones y/o descuentos otorgados por agentes u otros intermediarios, no son considerados válidos mientras no sean confirmados por escrito por el Vendedor.

A.3.- El Comprador envía al Vendedor, directamente o a través de agentes, pedidos por escrito que deben contener la indicación de los códigos de los productos requeridos, de las cantidades, de sus precios y de su destino. El pedido enviado por el Comprador es irrevocable.

A.4.- La venta deberá considerarse perfeccionada desde el momento en que: (a) el Comprador recibe por parte del Vendedor una confirmación -escrita a través de e-mail, fax u otros medios telemáticos- conforme con los términos y según las condiciones del pedido; o (b) en caso de confirmación enviada por el Vendedor que contenga condiciones diferentes de las del pedido enviado por el Comprador cuando este las acepte por escrito o, en todo caso, no las cuestione dentro de los 7 (siete) días sucesivos a la recepción; o (c) en ausencia de confirmación escrita por el Vendedor, en el momento en que los productos serán entregados y serán cargados por el Comprador.

**B.- PRECIOS**

B.1.- Salvo acuerdo escrito en contrario, los precios de venta acordados de manera puntual se entienden al neto en efectivo y para entrega en el establecimiento del Vendedor indicado en la confirmación del  pedido.

C.- CARACTERÍSTICAS DE LOS PRODUCTOS

C.1.- El Comprador declara haber visto y atenerse al contenido de la siguiente documentación publicada en el sitio internet de la empresa: 1) Manual de Colocación, Uso, Limpieza y Mantenimiento y 2) Fichas Técnicas.

C.2. Dada la intrínseca variabilidad del producto cerámico, las características de las muestras y/o modelos enviados anteriormente por el Vendedor al Comprador deben ser considerados como aproximados y no vinculantes.

C.3. Salvo especificaciones requeridas, a acordar antes de la confirmación del pedido, el Vendedor no garantiza que el pedido de un artículo en particular sea despachado como un mismo lote de producción.

**D.- PLAZOS DE ENTREGA**

D.1.- Los plazos de entrega deben entenderse como aproximados y su prórroga no puede devengar a favor del Comprador ningún derecho a solicitar indemnizaciones, sin excepciones posibles.

D.2.- Si, una vez transcurridos 10 (diez) días desde la fecha de aviso de estar lista la mercancía, el Comprador no retira el material, el Vendedor se reserva de establecer discrecionalmente un nuevo plazo de entrega.

**E.- ENTREGA Y TRANSPORTE**

E.1.- La eventual variación de lugar de destino de los productos, señalando uno diferente respecto de aquel acordado en la confirmación de pedido, debe ser comunicada por el Comprador por escrito dentro del plazo máximo taxativo del penúltimo día previo al retiro desde el establecimiento del Vendedor. El Vendedor se reserva la facultad de no aceptar el cambio de lugar de destino de los Productos. En caso de verificarse que el destino efectivo del producto sea diferente de aquel declarado por el Comprador, el Vendedor se reserva la facultad de suspender la realización de los suministros en curso y/o de rescindir los contratos en curso sin que el Comprador pueda pedir resarcimientos directos y /o indirectos de ningún tipo.

E.2.- Salvo acuerdo en contrario, el suministro de la mercancía se entiende ex Works (EXW según Incoterms 2010) y ello también cuando se acuerde que el transporte o parte de él quede a cargo del Vendedor, según mandato del Comprador. En todo caso, los riesgos se transfieren al Comprador a más tardar con la entrega al primer transportador.

E.3.- Como confirmación del hecho de que el Vendedor es ajeno al contrato de transporte, el mismo no podrá ser indicado como “shipper” en la póliza de carga. La comunicación del peso bruto del contenedor al transportista no comporta ninguna asunción de responsabilidad de parte del Vendedor para los fines del Convenio SOLAS (Safety Of Life At Sea). De ninguna manera la antedicha comunicación podrá ser considerada como VGM (Verified Gross Mass).

E.4.- El Comprador se compromete a fin de que el vehículo enviado al establecimiento del Vendedor sea idóneo para cargar considerando la naturaleza de los productos. En caso de que el vehículo que se presenta comporte significativas dificultades para las operaciones de carga, el Vendedor se reserva el derecho a incluir una recarga del 4% del valor de los productos a cobertura de los mayores costos logísticos. Si el vehículo enviado para retirar la mercancía no es absolutamente idóneo, el Vendedor se reserva la facultad de negar las operaciones de carga sin que nada pueda requerir el Comprador a título de resarcimiento por todo eventual costo directo y/o indirecto que de ello pueda derivar.

E.5.- Es tarea del Comprador encargar al transportista controlar los productos antes de cargarlos; eventuales observaciones sobre la integridad de los embalajes y la exactitud de las cantidades cargadas, así como aquellas puestas en el documento de transporte, deben ser presentadas por el transportista  en el momento de cargar. Estas observaciones deben ser reproducidas en todas las copias de los documentos de transporte; de lo contrario los productos cargados se entienden íntegros y completos. De ello deriva que el Vendedor no se asume ninguna responsabilidad con referencia a faltas o daños en los productos no señalados por el transportista.

E.6.- Asimismo, es responsabilidad del Comprador encargar al transportista verificar las modalidades y la estabilidad de la carga sobre el vehículo a fin de que durante el transporte no se produzcan roturas y que sean respetadas  todas las disposiciones sobre seguridad relativas a la circulación por vías públicas.

**F.- PAGOS**

F.1.- Toda obligación de pago debe ser cumplida en la sede legal del Vendedor. Eventuales pagos a agentes, representantes o auxiliares de comercio no se entienden efectuadas mientras las respectivas sumas no lleguen a poder del Vendedor.

F.2.- Queda prohibido para el Comprador cumplir su propia obligación mediante pagos provenientes de países que no sean su propio país de residencia si se trata de países que no garantizan adecuado intercambio de informaciones con Italia. En caso de violación de esta prohibición, el Vendedor tiene facultad de rescindir el contrato por justa causa sin que el Comprador pueda pretender derecho de obtener algún resarcimiento por eventual daño sufrido.

F.3.- Eventuales gastos de sello fiscal y de cobro de letras de cambio y efectos comerciales quedan a cargo del Comprador. En caso de incumplimiento, incluso solo parcial, del día fijado para el pago, se devengarán a favor del Vendedor los intereses de mora en la medida prevista por el Decreto Leg. nº 231 del 09/10/2002.

F.4.- Salvo acuerdos escritos que lo contradigan, el Comprador se compromete a no compensar ningún crédito de cualquier forma creado respecto del Vendedor.

**G.- RECLAMOS**

G.1.- Al recibir los productos, el Comprador deberá someterlos a cuidadoso control a través de un examen visual efectuado conforme según las indicaciones del punto 7.4 de las normas UNI EN ISO 10545-2.

G.2.- La instalación y colocación de los productos deberá efectuarse respetando escrupulosamente las recomendaciones inherentes a las actividades a realizar antes y durante la colocación, indicadas en el documento 1) Manual de Colocación, Uso, Limpieza y Mantenimiento publicado en el sitio internet del Vendedor y en el embalaje del producto y/o en el interior del mismo. No son considerados como vicios del producto aquellos generados por una errónea instalación y error/falta de mantenimiento (intervenciones diferentes de las instrucciones proporcionadas en el 1) Manual de Colocación, Uso, Limpieza y Mantenimiento), por un uso inapropiado y/o por el normal desgaste con el pasar del tiempo.

G.3.- Sin perjuicio de los límites de aceptabilidad previstos por la norma internacional EN 14411 (ISO 13006), las partes reconocen como vicios evidentes los defectos de los productos constatables ya en el momento de su recepción y tales que impidan el uso previsto del material o reduzcan de modo apreciable su valor. Forman parte de esta categoría los defectos precisamente establecidos en el documento 1) Manual de Colocación, Limpieza y Mantenimiento publicado en el sitio internet del

Vendedor. A título solo de ejemplo, se reconocen como vicios evidentes los defectos superficiales, los defectos de decoración, de lapeado/pulido, de calibre, de planitud, de ortogonalidad-rectilineidad, de espesor, las grietas, los astillados, las variaciones de tono, los tonos mezclados y los productos que presentan problemas de cortes/escamas.

G.4.- En caso de que el Comprador observe la presencia de vicios evidentes, deberá presentar reclamo al Vendedor por escrito, so pena de extinción del derecho, dentro de los 8 (ocho) días sucesivos a la recepción y mantener a disposición del Vendedor la partida completa de material. El reclamo deberá indicar los datos de facturación y una precisa descripción del vicio observado incluyendo, en lo posible, imágenes fotográficas. En caso de que el reclamo debiera demostrarse luego ser infundado, el Comprador se declara dispuesto a resarcir al Vendedor por los gastos efectuados para realizar la respectiva constatación en situ (peritajes, viajes, etc.).

G.5.- Los vicios ocultos deberán ser notificados al Vendedor mediante carta certificada con aviso de recibo, bajo pena de caducidad de la garantía, dentro de los 8 (ocho) días a contar de la fecha del descubrimiento del defecto.

G.6.- La acción del Comprador tendiente a hacer valer la garantía por vicios prescribe, en todo caso, en el plazo de 12 (doce) meses a contar de la entrega de los productos.

**H.- GARANTÍA POR VICIOS**

H.1. La garantía del Vendedor se entiende limitada solo a los productos de primera selección y no a los productos de segunda o tercera selección o de partidas de ocasión con precios o descuentos especiales cuando ello se encuentra debidamente  señalados en nota en la confirmación del pedido.

H.2. El Vendedor no garantiza la idoneidad de los productos para usos particulares, sino solo las características técnicas publicadas en el sitio internet, documento 2) Fichas Técnicas. La indicación de uso, incluso cuando es presentada por el Vendedor en catálogos y manuales, debe considerarse solo como genérica. Sobre la base de las características técnicas señaladas en las 2) Fichas Técnicas, es siempre tarea  del proyectista evaluar la idoneidad del producto en función de las condiciones específicas de uso en consideración de las solicitudes y de las variables que pueden operar en el ambiente de destino, alterando sus características; a título de ejemplo: la intensidad del tráfico, la calidad del tráfico (tránsito en presencia de arena, de detritos, etc.), las eventuales condiciones climáticas adversas y cualquier otro factor aleatorio al que puede quedar expuesto el material.

H.3.- **En caso de comprobarse que el producto manifieste vicios evidentes, tal como han sido definidos en la letra G nº. 3, el Vendedor procederá a sustituir el producto defectuoso con otro con características iguales o superiores o, en el caso de que ello no sea posible, deberá efectuar una congrua reducción del precio. Como alternativa, el Comprador tendrá derecho, previa devolución de los productos viciados, al reembolso del precio pagado, agregándose el costo del transporte, con exclusión del resarcimiento de todo otro daño, directo y/o indirecto.**

H.4. **La garantía del Vendedor debe considerarse excluida en caso de que el producto que presenta vicios evidentes (total o parcialmente) haya sido utilizado y/o, en cualquier caso, transformado, debiéndose estimar que de tal modo el Comprador (o su cliente) ha expresado la voluntad de aceptarlo en el estado en que se encuentra.**

H.5 **En los casos en que quede comprobado que el producto presenta vicios ocultos, la garantía del Vendedor queda limitada a la sustitución del material con otro de características iguales o superiores y, allí donde ello no sea posible, al reembolso del precio pagado, agregándose el costo del transporte.** En todo caso, la garantía del Vendedor por cada daño directo y/o indirecto de cualquier forma derivado de producto defectuoso, debe entenderse limitada a una suma que no podrá superar el doble del precio de venta aplicado por el Vendedor, con referencia solo a la parte defectuosa del suministro.

H.6.- En caso de que el Comprador revenda el producto a terceros protegidos por el código del consumo (D.L. nº. 206/2005), será responsable de las condiciones practicadas si son diferentes de aquellas aquí señaladas y deberá comprobarse que los derechos del consumidor sean ejercidos con aplicación de los remedios y de los términos fijados por el antedicho código. En caso de subsistir las condiciones, el derecho de devolución y/o, en todo caso, de compensación a favor del Comprador respecto del Vendedor/productor, no podrán excederse las exenciones ni límites establecido en la letra G del nº. 1 y en la letra H nº. 5.

**I. CLÁUSULAS SOLVE ET REPETE Y RESOLUTIVAS**

I.1.- De conformidad con lo dispuesto por el art. 1462 del Código Civil, por ningún motivo, incluidos supuestos vicios o defectos del material, el Comprador podrá suspender o retardar el pago del material retirado, sin perjuicio obviamente de la facultad de restitución cuando pueda demostrar que ha pagado indebidamente.

I.2.- En el caso de cambiar las condiciones patrimoniales del Comprador o de falta de pago incluso parcial de productos ya suministrados, el Vendedor podrá suspender la realización de los suministros en curso y/o rescindir los contratos en curso sin que el Comprador pueda reivindicar resarcimientos directos ni indirectos de cualquier clase.

**L.- PACTO DE RESERVADO DOMINIO**

L.1.- Mientras el Comprador no haya efectuado el pago integral del precio, los productos objeto del suministro seguirán siendo de propiedad del Vendedor.

L.2.- Durante el período antedicho, el Comprador asumirá las obligaciones y las responsabilidades del depositario y no podrá enajenar, entregar en uso ni dejar retener o embargar los productos sin declarar la propiedad del Vendedor y enviar inmediatamente aviso con carta certificada con aviso de recibo.

**M.- FUERZA MAYOR**

M.1.- Cada parte podrá suspender la ejecución de sus obligaciones contractuales cuando esa ejecución se haga imposible u objetivamente demasiado onerosa por impedimento imprevisible independiente de su voluntad, tal como por ejemplo: huelga, boicot, bloqueo, incendio, guerra (declarada o no declarada), guerra civil, rebelión y revolución, requisición, embargo, interrupción de energía, rotura extraordinaria de maquinaria,  retraso en la entrega de componentes o materias primas.

M.2.- La parte que desee valerse de la presente cláusula deberá comunicar de inmediato por escrito a la otra parte el verificarse y el cese de las circunstancias de fuerza mayor.

M.3.- En caso de que la suspensión causada por fuerza mayor dure más de 60 (sesenta) días, cada una de las partes tendrá derechos de rescindir el presente contrato, con preaviso de 10 (diez) días, a comunicar a la otra parte por escrito.

**N.- OBLIGACIÓN DE CONFIDENCIALIDAD**

N.1.- El Comprador debe mantener la más absoluta confidencialidad respecto de todas las informaciones de carácter técnico (tales como, solo como ejemplo, diseños, prospectos, documentaciones, fórmulas y correspondencia) y de carácter comercial (incluidas las condiciones contractuales, los precios de compra, las condiciones de pago, etc.) obtenidas a propósito de la ejecución del presente contrato.

N.2.- La obligación de confidencialidad es válida por toda la duración del contrato, así como por el periodo sucesivo a su ejecución.

N.3.- En cualquier caso de inobservancia de la obligación de confidencialidad, la parte incumplidora deberá indemnizar a la otra por todos los daños que de ello puedan derivar.

**O.- MARCAS Y SIGNOS DISTINTIVOS DEL VENDEDOR**

O.1.- Queda severamente prohibido el uso a través de cualquier medio (tales como, solo a título de ejemplos no exhaustivos: prensa, videos, radio, internet, social media, plataformas de mensajería instantánea o VoIP, etc.) de las marcas, de los modelos ornamentales y de las obras del ingenio en general que constituyan propiedad intelectual del Vendedor y ello en cualquier forma o modo de expresión (tales como, solo a título de ejemplos no exhaustivos: imágenes, fotos, dibujos, videos, figuras, estructuras, etc.).

Cualquier excepción a esta prohibición, incluso solo parcial, deberá ser autorizada caso por caso  por escrito por la dirección general del Vendedor.

**P.- IDIOMA DEL CONTRATO, LEY APLICABLE, JURISDICCIÓN Y COMPETENCIA**

P.1.- El contrato y las presentes condiciones son redactados en lengua italiana, la cual prevalecerá en caso de divergencia con las traducciones en otros idiomas.

P.2.- La resolución de cualquier controversia de cualquier forma relativa al suministro queda sujeta a la ley y a la jurisdicción del Estado Italiano y la competencia territorial es asignada de forma exclusiva al Tribunal de Módena, en cuya circunscripción el Vendedor tiene su domicilio legal.

# Общие Условия Продажи

Корректировка 1 от 1го Января 2018 года

**А.- ПОРЯДОК ЗАКЛЮЧЕНИЯ ДОГОВОРА**  
А.1.- Настоящие Общие условия продажи регулируют любой договор продажи, заключенный между Продавцом и Покупателем; любое изменение или отступление от них должно быть согласовано в письменной форме.  
А.2.- Возможные коммерческие предложения, зачисления и/или бонусы, предоставленные агентами или другими посредниками, не имеют силы, если они не были подтверждены в письменной форме Продавцом.  
А.3.- Покупатель направляет Продавцу непосредственно или через агентов письменные заказы, в которых должны быть указаны коды запрошенной продукции, количества, цены и место назначения. Отправленный Покупателем заказ отмене не подлежит.  
А.4.- Продажа считается завершенной в тот момент, когда: (i) Покупатель получает от Продавца по электронной почте, факсу или другим телематическим средствам связи письменное подтверждение, соответствующее срокам и условиям заказа; или (ii) в случае, если в отправленном Продавцом подтверждении указаны условия, отличающиеся от условий в заказе Покупателя, если Покупатель письменно принимает это подтверждение или не возражает на него в течение 7 (семи) дней после его получения; или (iii) при отсутствии письменного подтверждения Продавца, в тот момент, когда Продукция передается Покупателю и загружается им.

**В.- ЦЕНЫ**

В.1.- При отсутствии иных письменных договоренностей согласованные в каждом отдельном случае отпускные цены подразумеваются как цены нетто, за наличный расчет и на условиях поставки франко завод Продавца, указанный в подтверждении заказа.

**С.- ХАРАКТЕРИСТИКИ ПРОДУКЦИИ**

С.1.- Покупатель заявляет, что он ознакомился и придерживается содержания следующей документации, размещенной на корпоративном сайте в интернете: 1) Руководство по укладке, использованию, чистке и уходу и 2) Технические данные.  
С.2. Учитывая свойственное непостоянство керамической продукции, характеристики образцов и/ моделей, ранее отправленных Продавцом Покупателю, должны считаться ориентировочными и не обязывающими.  
С.3. При отсутствии специальных требований, которые должны быть оговорены до подтверждения заказа, Продавец не гарантирует, что заказ на отдельное изделие будет полностью состоять из одной и той же производственной партии.

**D.- СРОКИ ПОСТАВКИ**

D.1.- Сроки поставки должны считаться ориентировочными, а их отсрочка не дает Покупателю ни при каких обстоятельствах право требовать компенсацию.  
D.2.- Если Покупатель не заберет материал по истечении 10 (десяти) дней с момента уведомления о готовности товара, Продавец может по собственному усмотрению назначить новый срок поставки.

**E.- ДОСТАВКА И ОТГРУЗКА**

E.1.- О возможном изменении места назначения Продукции, если оно отличается от места, согласованного в подтверждении заказа, необходимо сообщить Продавцу в письменной форме не позднее, чем за два дня до даты, предусмотренной для вывоза товара с завода Продавца. Продавец оставляет за собой право не принимать изменение места назначения Продукции. Если устанавливается, что фактическое место назначения Продукции отличалось от заявленного Покупателем, то Продавец оставляет за собой право на приостановку исполнения текущих поставок и/или на расторжение текущих договоров без права Покупателя на требование прямого или косвенного возмещения какого-либо типа.

E.2.- При отсутствии иных договоренностей поставка товара подразумевается на условиях франко-завод (EXW в соответствии с правилами Incoterms 2010), даже если было согласовано, что отгрузка или ее часть должна осуществляться Продавцом по поручению Покупателя. В любом случае риск переходит к Покупателю не позднее чем при передаче товара первому грузоперевозчику.

E.3.- Исходя из того, что Продавец не является стороной договора перевозки, в коносаменте не допускается указание Продавца как "грузоотправителя". Сообщение Продавцом грузоперевозчику веса брутто контейнера не является принятием на себя ответственности в соответствии с конвенцией СОЛАС (Safety Of Life At Sea). Это сообщение не может ни в коем случае толковаться как проверка массы грузовых контейнеров VGM (Verified Gross Mass).

E.4.- Покупатель обязуется направить на склад Продавца транспортное средство, пригодное для погрузки Продукции данного типа. Если прибывшее транспортное средство значительно затрудняет выполнение погрузочных операций, то Продавец оставляет за собой право наложить пеню в размере 4% от стоимости продукции за возмещение более высоких логистических расходов. Если согласованное транспортное средство является совершенно неподходящим, Продавец оставляет за собой право отказать в выполнении погрузочных операций, при этом Покупатель не может требовать возмещения вытекающего из этого любого прямого и/или косвенного убытка.

E.5.- Покупатель обязан поручить грузоперевозчику проверку продукции перед ее погрузкой. Возможные замечания о целостности упаковки и о соответствии загруженных количеств тем, которые указаны в транспортной накладной, должны быть сделаны грузоперевозчиком в момент погрузки. Эти замечания необходимо указать во всех копиях транспортных накладных, в противном случае погруженная продукция считается неповрежденной и комплектной. Из этого следует, что Продавец не несет никакой ответственности за недостачи или повреждения продукции, не отмеченные грузоперевозчиком.  
E.6.- Кроме того, Покупатель также обязан поручить грузоперевозчику проверку порядка погрузки и стабильности груза в транспортном средстве, чтобы во время перевозки не возникли повреждения, и чтобы были соблюдены все правила безопасности дорожного движения.

**F.- ОПЛАТА**

F 1.- Любые платежные обязательства должны выполняться по юридическому адресу Продавца.

F 2.- Покупателю запрещается выполнять свои обязательства путем оплаты из стран, не являющихся страной, резидентом которой он является, если эти страны не гарантируют адекватный обмен информацией с Италией. В случае нарушения этого запрета Продавец имеет право на расторжение договора с надлежащим правовым основанием, а у Покупателя не возникнет право на получение какого-либо возмещения за понесенный ущерб.

F 3.- Пошлины и расходы на инкассирование векселей и тратт несет Покупатель. В случае даже частичной задержки платежа по сравнению с назначенным днем оплаты в пользу Продавца будут начисляться проценты в размере, предусмотренном законодательным декретом от 09/10/2002 № 231.

F 4.- При отсутствии иных письменных договоренностей Покупатель обязуется не компенсировать никакой кредит по отношению к Продавцу, вне зависимости от причин его возникновения.

**G.- ПРЕТЕНЗИИ**

G.1.- При получении Продукции Покупатель должен внимательно осмотреть ее в соответствии с указаниями п. 7 стандарта UNI EN ISO 10545-2

G.2.- При установке и укладке Продукции необходимо внимательно придерживаться рекомендаций по работам, выполняемым до и во время укладки, приведенных в документе 1) Руководство по укладке, использованию, чистке и уходу, размещенном на сайте Продавца в интернете, а также рекомендаций, указанных на упаковке изделия и/или приведенных внутри упаковки. Не считаются дефектами Продукции дефекты, возникшие в результате неправильной установки, отсутствия / не правильного ухода (не в соответствии с указаниями, приведенными в 1) Руководстве по укладке, использованию, чистке и уходу), по причине неподходящей сферы применения и/или обычного износа с течением времени.

G.3.- Соблюдая пределы приемлемости, предусмотренные международным стандартом EN 14411 ( ISO 13006), стороны признают как явные дефекты те дефекты Продукции, которые были заметными уже при ее получении, и которые делают материал неподходящим для применения или существенно снижают его ценность. В эту категорию входят дефекты в соответствии с определением, приведенным в документе 1) Руководство по укладке, использованию, чистке и уходу, размещенном на сайте Продавца в интернете. В качестве неисчерпывающего перечня признаются как явные дефекты следующие: дефекты поверхности, декора, шлифовки/

полировки, калибра, плоскостности, ортогональности-прямолинейности, толщины, трещины, сколы, несоответствие тона, смешение тона, а также изделия с дефектами резки и сколами.

G.4.- Если Покупатель обнаруживает явные дефекты, то он должен предъявить претензию Продавцу в письменном виде в течение 8 (восьми) дней с момента получения Продукции, в противном случае он теряет право на претензию, кроме того, Покупатель должен оставить всю партию материала в распоряжении Продавца. В претензии необходимо указать данные инвойса и точное описание дефекта, сопровождая его, если это возможно, фотографиями. Если претензия окажется необоснованной, то Покупатель должен быть готовым возместить Продавцу расходы, понесенные им в связи с осмотром на месте (экспертизы, проезд и т.д.).

G.5.- О скрытых дефектах необходимо сообщать Продавцу заказным письмом с уведомлением о вручении в течение не более 8 (восьми) дней с момента обнаружения дефекта, в противном случае гарантия теряет силу.

G.6.- В любом случае, предоставленная Покупателю гарантия на дефекты теряет силу по истечении 12 (двенадцати) месяцев с момента получения Продукции.

**H.- ГАРАНТИЯ НА ДЕФЕКТЫ**

H.1. Гарантия Продавца распространяется только на Продукцию первого сорта, и не распространяется на Продукцию второго, третьего сорта, а также на партии со спецпредложениями, по которым были предложены специальные скидки или цены, отмеченные в примечаниях в подтверждении заказа.

H.2. Продавец не гарантирует пригодность Продукции для специальных видов применения, а лишь только ее технические характеристики, размещенные на сайте в интернете, в документе 2) Технические данные. Сфера применения, даже если она указана Продавцом в каталогах и руководствах, должна считаться лишь только ориентировочной. На основании технических характеристик, приведенных в 2) Технических данных, проектировщик обязан оценить пригодность Продукции к конкретным условиям применения, в зависимости от нагрузок и от переменных факторов, которые могут возникнуть в среде применения, изменяя характеристики Продукции, такие как: интенсивность хождения, качество хождения (наличие песка, мусора и т.д.), возможные неблагоприятные климатические условия и любые другие случайные факторы, которые могут оказать воздействие на материал.

H.3.- **В случае установления того факта, что Продукция имеет явные дефекты в соответствии с положениями п. 3 раздела G, Продавец заменит дефектную Продукцию другой, обладающей такими же или более высокими характеристиками. Если это невозможно, то он надлежащим образом снизит цену. В качестве альтернативы после возврата дефектной Продукции Покупатель имеет право на возмещение уплаченной цены и транспортных расходов, при этом исключено возмещение любого другого прямого и/или косвенного ущерба.**

H.4. **Гарантия Продавца считается отмененной в случае, если Продукция, частично или полностью имеющая явные дефекты, была использована и/или трансформирована каким-либо образом, поскольку считается, что этими действиями Покупатель (или его клиент) выразил волю принять Продукцию в том состоянии, в котором она находится.**

H.5 **В случае установления того факта, что Продукция имеет скрытые дефекты, гарантия Продавца ограничена заменой материала другим, обладающим такими же или более высокими характеристиками. Если это невозможно, то Продавец возместит уплаченную цену и транспортные расходы.** В любом случае, гарантия Продавца на любой прямой и/или косвенный ущерб, вызванный каким-либо образом дефектной Продукцией, ограничена суммой, которая не может превышать больше, чем в два раза, востребованную Продавцом отпускную цену, и лишь только в отношении к дефектной части поставки.

H.6.- Если Покупатель перепродает Продукцию лицам, которые защищены Кодексом потребителя (законодательный декрет № 206/2005), то он несет ответственность за предоставляемые условия, если они отличаются от приведенных здесь, кроме того, он обязан удостовериться в том, что права потребителя защищаются с соблюдением мер и сроков, предусмотренных вышеуказанным Кодексом.При наличии соответствующих предпосылок право регресса и/или право на взыскание убытков, которое Покупатель имеет по отношению к Продавцу/производителю, не может превышать исключения и пределы, установленные в п. 1 раздела G и в п. 5 раздела H.

**I. УСЛОВИЯ ОБ ОБЯЗАТЕЛЬНОЙ ОПЛАТЕ (SOLVE ET REPETE) И О ДОСРОЧНОМ ОДНОСТОРОННЕМ РАСТОРЖЕНИИ**

I.1.- В соответствии со ст. 1462 гражданского кодекса Покупатель не вправе ни по какой причине, в том числе в связи с претензиями по поводу качества или дефектности товара, приостанавливать или задерживать оплату вывезенного материала, сохраняя, тем не менее, право требовать возмещение, если он докажет неправомерное взимание оплаты.

I.2.- В случае изменения имущественного положения Покупателя или даже частичной неоплаты уже поставленной Продукции, Продавец может приостановить исполнение текущих поставок и/или расторгнуть текущие договоры, и Покупатель не имеет права потребовать какого-либо возмещения прямых и/или косвенных убытков.

**L.- ПОЛОЖЕНИЕ О СОХРАНЕНИИ ПРАВА СОБСТВЕННОСТИ**

L.1.- Поставляемая Продукция будет оставаться в собственности Продавца до тех пор, пока Покупатель полностью не оплатит ее.

L.2.- В течение этого периода Покупатель несет обязательства и ответственность хранителя и не может уступать, предоставлять в пользование, разрешать наложение имущественного ареста или опись Продукции, не заявив, что она находится в собственности Продавца, и не известив его немедленно заказным письмом с уведомлением о вручении.

**M.- ФОРС-МАЖОР**

M1.- Любая из сторон имеет право приостановить исполнение своих контрактных обязательств, если это исполнение стало невозможным или объективно обременительным по причине непредвиденных событий, находящихся вне ее контроля, таких как, например: забастовка, бойкот, локаут, пожар, война (объявленная или нет), гражданская война, бунт, революция, конфискация, эмбарго, энергетическая блокада, непредвиденный выход из строя оборудования, задержки в поставках компонентов или сырья.

M2.- Сторона, желающая сослаться на настоящее условие, должна немедленно сообщить в письменной форме другой стороне о возникновении и прекращении форс-мажорных обстоятельств.

M3.- Если приостановка в связи с форс-мажорными обстоятельствами продлится более 60 (шестидесяти) дней, то каждая из сторон имеет право расторгнуть настоящий договор, отправив предварительное письменное уведомление об этом другой стороне за 10 (десять) дней.

**N.- ОБЯЗАТЕЛЬСТВО О НЕРАЗГЛАШЕНИИ КОНФИДЕНЦИАЛЬНОЙ ИНФОРМАЦИИ**

N.1.- Покупатель обязан соблюдать максимальную конфиденциальность о всей информации технического характера (такая как, но не ограничиваясь этим, чертежи, проспекты, документация, формулы и переписка) и коммерческого характера (включая договорные условия, отпускные цены, условия платежа и т.д.), которая попала в его распоряжение в ходе исполнения настоящего договора.

N.2.- Обязательство о неразглашении конфиденциальной информации действует в течение всего срока действия договора, а также в период после его исполнения.

N.3.- В случае невыполнения обязательства о неразглашении конфиденциальной информации невыполняющая сторона обязана возместить другой стороне все убытки, вытекающие из ее нарушения.

**O.- ТОРГОВЫЕ МАРКИ И ОТЛИЧИТЕЛЬНЫЕ ЗНАКИ ПРОДАВЦА**

O.1.- Категорически запрещается использование торговых марок, орнаментальных промышленных образцов и предметов интеллектуальной собственности вообще, в любом виде или форме выражения (например, только в качестве неполного перечня: изображения, фотографии, чертежи, видеосъемки, рисунки, конструкции и т.д.), являющихся интеллектуальной собственностью Продавца, в любых СМИ (например, только в качестве неполного перечня: печать, видеоканалы, радиовещание, интернет, социальные сети, платформы для обмена сообщениями или VoIP-платформы). Любое, даже только частичное отступление от этого запрета должно письменно разрешаться в каждом отдельном случае Генеральной дирекцией Продавца.

**P.- ЯЗЫК ДОГОВОРА, ПРИМЕНИМЫЙ ЗАКОН, ЮРИСДИКЦИЯ И КОМПЕТЕНЦИЯ**

P.1.- Договор и настоящие условия составлены на итальянском языке, который преобладает в случае разночтений с переводом на другие языки.

P.2.- Любой спор, каким-либо образом связанный с поставками, регулируется итальянским законом и подлежит юрисдикции Итальянского государства, а территориальная компетенция принадлежит исключительно суду г. Модены, в округе которого Продавец имеет свой юридический адрес.

I colori e le caratteristiche estetiche dei materiali illustrati nel presente catalogo sono da ritenersi puramente indicativi.  
Colours and optical features of the materials illustrated in this catalogue are to be regarded as mere indications.  
Die Farben und die ästhetischen Eigenschaften der in diesem Katalog abgebildeten Produkte sind als reine Richtwerte zu betrachten.  
Les coloris et les caractéristiques esthétiques des références illustrées dans le catalogue sont donnés à titre purement indicatif.  
Los colores y las características ópticas de los materiales ilustrados en este catalogo deben ser mirados como indicaciones meras.  
Цвета и эстетические характеристики описанных в настоящем каталоге материалов являются только ориентировочными.

Fap ceramiche si riserva di apportare modifiche e/o eliminare senza preavviso i prodotti declinando ogni responsabilità per danni diretti o indiretti derivanti da eventuali modifiche.  
Fap ceramiche can change the indicated products without notice declining any responsibility for direct or in direct damage that depend on these changes.  
Fap ceramiche se réserve le droit de modifier sans préavis les produits indiqués et décline toute responsabilité pour dommages directs ou indirects dus à éventuelles modifications.  
Fap Ceramiche se reserva la facultad de modificar los productos sin preaviso, declinando cualquier responsabilidad por daños directos o indirectos que dependan de estos cambios.  
Fap ceramiche kann die genannten Produkten ändern ohne Voranmeldung und lehnt dabei jegliche Verantwortung für die davon abhängenden direkten oder indirekten Schäden ab.  
Компания "Fap ceramiche" сохраняет за собой право на внесение изменений в продукцию без предварительного уведомления, снимая с себя всякую ответственность за связанный с этими изменениями прямой или не прямой ущерб.



**ISO 17889-1**  
**Certified by DNV**







25 YEARS OF PASSION

Via Ghiarola Nuova, 44  
41042 Fiorano Modenese (MO) Italy  
tel. +39 0536 837511  
fax +39 0536 837532  
fax estero +39 0536 837542  
[www.fapceramiche.com](http://www.fapceramiche.com)  
[info@fapceramiche.com](mailto:info@fapceramiche.com)

